

Joan Saslow  
Allen Ascher

# Teen & Teen

## One

Student Book  
& Workbook 1



Extra Practice  
CD-ROM

OXFORD





Joan Saslow  
Allen Ascher

# Teen & Teen

## One

Student Book  
& Workbook 1

OXFORD  
UNIVERSITY PRESS



### Real ...

Read and listen to everyday language.

#### Topic Snapshot

1.68 1. Read and listen to the conversation.



Lucas: Wow! Marcos, who's the new girl?  
Marcos: The tall girl?  
Lucas: Mm-hmm. She's pretty. What's her name?

### 12 You should visit Brazil!

**Grammar** should for advice, statements and yes / no questions • should information questions  
**Vocabulary** Reasons to visit a place  
**Social language** Describe your country

**Topic Snapshot**  
1. Read and listen to the video webchat.

**Video webchat**  
11:22 78%  
Add People Call Cancel

Ana: Hello, Daniel?  
Daniel: I'm here, Ana. How are you?  
Ana: Actually, I'm great! Daniel, guess what?  
Daniel: What?  
Ana: Julie Duclos is here with her family. From Canada! She's here in my apartment now.  
Julie: Hi, Daniel! It's true. We're here in Brazil for a week.  
Daniel: Hi, Julie! Lucky you!  
Julie: Yeah, Brazil is fantastic!  
Ana: Daniel, you should visit Brazil, too!  
Daniel: I should! That's an awesome idea. But what's Brazil like?  
Ana: Well, it's a really big country. The people are very nice. The weather is great. The restaurants are fantastic. And the beaches are awesome!  
Daniel: Hey, Julie! You should upload some photos of Brazil to Teen2Teen Friends. OK?  
Julie: Great idea!  
Ana: See you later, Daniel!  
Daniel: Bye, guys!

2. Circle the correct name.

Meet friends from around the world on the Teen2Teen Friends social networking "website."

### 10 Give and accept compliments

2.46 1. Read and listen to the conversation.

A: That sweater is so cool!  
B: This sweater?  
A: Yeah. It's great. And those red shoes are awesome!  
B: Thanks!  
A: You're welcome.

**Positive adjectives**  
awesome  
cool  
great  
nice

Learn authentic, social language that reflects your reality.

### Realistic ...

6

#### Vocabulary Entertainment events

1.79 1. Look at the pictures. Read and listen.



1. a concert 2. a game 3. a movie 4. a party

1.80 2. Pronunciation Listen and repeat.

3. Complete each statement about the events with the Vocabulary.

- Cool! David's birthday party is at 8:00!
- Awesome! King Kong is my favorite movie.
- Hey! What time is the volleyball game?
- The Lady Gaga concert is at the Metro Theater on Saturday.

Study and learn new words from clear illustrations and photos. Pronounce them and use them right away.

### 3 Grammar Verb be: information questions with Where; be in for location

1. Study the grammar.

Where are you? I'm in Salvador!

Questions with Where	be in for location
Where <b>are</b> you?	I'm <b>in</b> Portugal.
Where <b>am</b> I?	You're <b>in</b> Paris.
Where <b>is</b> Flora?	She's <b>in</b> Spain.
Where <b>is</b> the book?	It's <b>in</b> my English class.

**Language tips**  
• Where is = Where's  
• Where are NOT Where're

2. Pronunciation Listen to the grammar examples. Repeat.

**Reminder**  
Write a question with a question mark (?).  
Write a statement with a period (.).

Simple and clear examples aid understanding and use.




# For your reality ...



About you!

Use English to express your ideas and talk about your own life.



Talk to your classmates about subjects that interest you.

Read interesting articles written at a level you can understand and explore a variety of authentic text types.


- 4. Listening comprehension** Listen to the conversations. Then listen again and complete each statement, according to the conversations.
- The green pants are / aren't great. The brown ones are / aren't so nice.
  - The gray sweater is / isn't cool, but it is / isn't very expensive.
  - The jacket is new / old. It's nice / not nice.
  - His favorite color is / isn't orange. Her favorite color is / isn't orange.
  - The shoes are / aren't good-looking. They're black / blue.
- 5.** Listen again and check your answers.

## Extend your learning

Use the activities in the Workbook and on the CD-ROM for extra practice.




## Extra support from your teacher




Digital resources to help bring language to life in the classroom.



Interactive Grammar Presentations to help with learning.



Additional worksheets to consolidate and extend your learning.



Tests to record your progress.





# Learning Objectives

Grammar		Vocabulary	Social language	Reading and Writing
<div>Welcome to <b>Teen2Teen</b> page 6</div>				
<b>1. Welcome to English class.</b> page 10	<ul style="list-style-type: none"> <li>Verb <i>be</i>: affirmative and negative</li> <li>Subject pronouns</li> </ul>	<ul style="list-style-type: none"> <li>Greetings: hellos and goodbyes</li> </ul>	<ul style="list-style-type: none"> <li>Greet your classmates</li> <li>Apologize for a mistake</li> </ul>	<b>Reading</b> <ul style="list-style-type: none"> <li>Conversations and captions</li> </ul> <b>Writing</b> page 90 <ul style="list-style-type: none"> <li>Writing a sentence: subjects and verbs</li> </ul>
<b>2. Is she your mom?</b> page 16	<ul style="list-style-type: none"> <li>Possessive adjectives</li> <li>Possessive 's and s'</li> <li>Verb <i>be</i>: <i>yes / no</i> questions and short answers</li> <li>Verb <i>be</i>: questions with <i>Who</i> and <i>What</i></li> </ul>	<ul style="list-style-type: none"> <li>The family</li> </ul>	<ul style="list-style-type: none"> <li>Talk about your family</li> </ul>	<b>Reading</b> <ul style="list-style-type: none"> <li>A picture story</li> </ul> <b>Writing</b> page 90 <ul style="list-style-type: none"> <li>Using periods and question marks</li> </ul>
<b>3. Teen2Teen Friends</b> <b>Where are you from?</b> page 22	<ul style="list-style-type: none"> <li>Verb <i>be</i>: questions with <i>Where</i></li> <li><i>be in</i> for location</li> <li><i>be from</i> for origin</li> </ul>	<ul style="list-style-type: none"> <li>Countries, nationalities, and hometowns</li> </ul>	<ul style="list-style-type: none"> <li>Discuss nationalities</li> </ul>	<b>Reading</b> <ul style="list-style-type: none"> <li>An online message board</li> <li><b>Skill / strategy:</b> Find supporting details</li> </ul> <b>Writing</b> page 91 <ul style="list-style-type: none"> <li>Capitalization</li> </ul>
<b>Review: Units 1–3</b> pages 28–29 <div>All About You Progress Check</div>		<b>Cross-curricular Reading: Geography</b> page 96		<b>Teen2Teen Friends Magazine 1</b> page 100
<b>4. Are we late?</b> page 30	<ul style="list-style-type: none"> <li>Prepositions <i>on</i> and <i>at</i></li> <li>Verb <i>be</i>: information questions with <i>What time</i>, <i>When</i>, and <i>What day</i></li> </ul>	<ul style="list-style-type: none"> <li>Clock times</li> <li>School subjects</li> <li>Days of the week</li> <li>Expressions of punctuality</li> </ul>	<ul style="list-style-type: none"> <li>Confirm the time of a class</li> </ul>	<b>Reading</b> <ul style="list-style-type: none"> <li>Profiles from a teen magazine</li> <li><b>Skill / strategy:</b> Classify information</li> </ul> <b>Writing</b> page 91 <ul style="list-style-type: none"> <li>More rules about capitalization</li> </ul>
<b>5. The new girl is very cute!</b> page 36	<ul style="list-style-type: none"> <li>Use of adjectives</li> <li>Intensifier <i>very</i></li> <li>Verb <i>be</i>: information questions with <i>What color</i></li> <li>Questions with <i>or</i></li> </ul>	<ul style="list-style-type: none"> <li>Adjectives to describe people</li> <li>Adjectives to describe eyes and hair</li> </ul>	<ul style="list-style-type: none"> <li>Describe a person</li> </ul>	<b>Reading</b> <ul style="list-style-type: none"> <li>On-the-street interviews</li> <li><b>Skill / strategy:</b> Find supporting details</li> </ul> <b>Writing</b> page 92 <ul style="list-style-type: none"> <li>Capitalization of sentences</li> </ul>
<b>6. Teen2Teen Friends</b> <b>Today's my birthday!</b> page 42	<ul style="list-style-type: none"> <li>Verb <i>be</i>: questions with <i>How old</i></li> <li>Preposition <i>in</i> for months</li> <li>Preposition <i>on</i> for dates</li> </ul>	<ul style="list-style-type: none"> <li>Entertainment events</li> <li>Months of the year</li> <li>Ordinal numbers 1st–31st</li> </ul>	<ul style="list-style-type: none"> <li>Confirm the date of an event</li> </ul>	<b>Reading</b> <ul style="list-style-type: none"> <li>An events calendar</li> <li><b>Skill / strategy:</b> Scan for information</li> </ul> <b>Writing</b> page 92 <ul style="list-style-type: none"> <li>Capitalization</li> </ul>
<b>Review: Units 4–6</b> pages 48–49 <div>All About You Progress Check</div>		<b>Cross-curricular Reading: Art</b> page 97		<b>Teen2Teen Friends Magazine 2</b> page 101



	Grammar	Vocabulary	Social language	Reading and Writing
<b>7.</b> <b>Here. Use my phone.</b> <i>page 50</i>	<ul style="list-style-type: none"><li>• Prepositions and expressions of position and location</li><li>• The imperative</li></ul>	<ul style="list-style-type: none"><li>• Rooms and furniture at home</li></ul>	<ul style="list-style-type: none"><li>• Help someone find something</li></ul>	<b>Reading</b> <ul style="list-style-type: none"><li>• A dos and don'ts list for English class</li><li>• <b>Skill / strategy:</b> Apply information</li></ul> <b>Writing</b> <i>page 93</i> <ul style="list-style-type: none"><li>• Using exclamation points</li></ul>
<b>8.</b> <b>It's really sunny now!</b> <i>page 56</i>	<ul style="list-style-type: none"><li>• <i>Let's / Let's not</i></li></ul>	<ul style="list-style-type: none"><li>• Good weather and bad weather</li><li>• Free-time activities</li></ul>	<ul style="list-style-type: none"><li>• Talk about the weather</li><li>• Suggest activities</li></ul>	<b>Reading</b> <ul style="list-style-type: none"><li>• Weather forecasts</li><li>• <b>Skill / strategy:</b> Interpret visual symbols</li></ul> <b>Writing</b> <i>page 93</i> <ul style="list-style-type: none"><li>• Using apostrophes</li></ul>
<b>9. Teen2Teen Friends</b> <b>There's a school next door.</b> <i>page 62</i>	<ul style="list-style-type: none"><li>• <i>there is / there are</i></li><li>• Questions with <i>How many</i></li></ul>	<ul style="list-style-type: none"><li>• Expressions of location in the neighborhood</li><li>• Places in the neighborhood</li></ul>	<ul style="list-style-type: none"><li>• Ask about a neighborhood</li></ul>	<b>Reading</b> <ul style="list-style-type: none"><li>• A blog about your neighborhood</li><li>• <b>Skill / strategy:</b> Find supporting details</li></ul> <b>Writing</b> <i>page 94</i> <ul style="list-style-type: none"><li>• Connecting words with commas and <i>and</i></li></ul>
<b>Review: Units 7–9</b> <i>pages 68–69</i> <b>All About You</b> <b>Progress Check</b>		<b>Cross-curricular Reading: Earth Science</b> <i>page 98</i>		<b>Teen2Teen Friends Magazine 3</b> <i>page 102</i>
<b>10.</b> <b>Look at those black jeans!</b> <i>page 70</i>	<ul style="list-style-type: none"><li>• Questions with <i>Which</i></li><li>• Answers with <i>one / ones</i></li><li>• <i>this / that / these / those</i></li><li>• Intensifier <i>too</i></li></ul>	<ul style="list-style-type: none"><li>• Clothes</li><li>• Colors</li></ul>	<ul style="list-style-type: none"><li>• Give and accept compliments</li></ul>	<b>Reading</b> <ul style="list-style-type: none"><li>• An online clothes store</li><li>• <b>Skill / strategy:</b> Apply prior knowledge</li></ul> <b>Writing</b> <i>page 94</i> <ul style="list-style-type: none"><li>• Combining two sentences with <i>and</i></li></ul>
<b>11.</b> <b>I can do that!</b> <i>page 76</i>	<ul style="list-style-type: none"><li>• <i>can / can't</i> for ability: statements and <i>yes / no</i> questions</li><li>• Degrees of ability</li></ul>	<ul style="list-style-type: none"><li>• Abilities</li></ul>	<ul style="list-style-type: none"><li>• Discuss your abilities</li></ul>	<b>Reading</b> <ul style="list-style-type: none"><li>• Profiles of international athletes</li><li>• <b>Skill / strategy:</b> Classify information</li></ul> <b>Writing</b> <i>page 95</i> <ul style="list-style-type: none"><li>• Combining sentences with <i>but</i></li></ul>
<b>12. Teen2Teen Friends</b> <b>You should visit Brazil!</b> <i>page 82</i>	<ul style="list-style-type: none"><li>• <i>should</i> for advice: statements and <i>yes / no</i> questions</li><li>• <i>should</i>: information questions</li></ul>	<ul style="list-style-type: none"><li>• Reasons to visit a place</li></ul>	<ul style="list-style-type: none"><li>• Describe your country</li></ul>	<b>Reading</b> <ul style="list-style-type: none"><li>• An online travel article</li><li>• <b>Skill / strategy:</b> Find supporting details</li></ul> <b>Writing</b> <i>page 95</i> <ul style="list-style-type: none"><li>• Combining ideas with <i>or</i></li></ul>
<b>Review: Units 10–12</b> <i>pages 88–89</i> <b>All About You</b> <b>Progress Check</b>		<b>Cross-curricular Reading: Life Science</b> <i>page 99</i>		<b>Teen2Teen Friends Magazine 4</b> <i>page 103</i>
<b>Reference</b> <i>pages 104–106</i>				
<b>Workbook</b> <i>pages W1–W37</i>				



Welcome to

# Teen 2 Teen

## Classroom directions

1.02 1. Read and listen.



1. read



2. listen



3. repeat



4. write



5. look

1.03 2. **Pronunciation** Listen and repeat.

## The alphabet

1.04 1. Read and listen.



1.05 2. **Pronunciation** Listen and repeat.

About you!



Spell your name.


K-A-T-E



## The classroom

1.06 1. Look, listen, and read.

1. a board
2. a marker
3. a teacher
4. a student
5. a picture
6. a table
7. a book
8. a desk
9. a pencil
10. an eraser
11. a chair
12. a notebook
13. a pen



1.07 2. Pronunciation Listen and repeat.

## Numbers 0–10

1.08 1. Read and listen.

0

zero

1

one

2

two

3

three

4

four

5

five

6

six

7

seven

8

eight

9

nine

10

ten

1.09 2. Pronunciation Listen and repeat.

3. Look at the pictures. Write the numbers.



a. three notebooks



b. \_\_\_\_\_ erasers



c. \_\_\_\_\_ teachers



d. \_\_\_\_\_ chairs



e. \_\_\_\_\_ pens



f. \_\_\_\_\_ markers



g. \_\_\_\_\_ student



h. \_\_\_\_\_ books



i. \_\_\_\_\_ desks



j. \_\_\_\_\_ pictures



## Numbers 11–20

1.10 1. Read and listen.

11 eleven 12 twelve 13 thirteen 14 fourteen 15 fifteen 16 sixteen 17 seventeen 18 eighteen 19 nineteen 20 twenty

1.11 2. Pronunciation Listen and repeat.

3. Write the numbers.

a. 15 fifteen c. 18 \_\_\_\_\_ e. 16 \_\_\_\_\_ g. 12 \_\_\_\_\_ i. 17 \_\_\_\_\_  
b. 19 \_\_\_\_\_ d. 14 \_\_\_\_\_ f. 20 \_\_\_\_\_ h. 13 \_\_\_\_\_ j. 11 \_\_\_\_\_

## Numbers 21–100

1.12 1. Read and listen.



1.13 2. Pronunciation Listen and repeat.

3. Write the numbers.

a. 31 thirty-one e. 86 \_\_\_\_\_ i. 58 \_\_\_\_\_ m. 82 \_\_\_\_\_  
b. 63 \_\_\_\_\_ f. 94 \_\_\_\_\_ j. 37 \_\_\_\_\_ n. 75 \_\_\_\_\_  
c. 42 \_\_\_\_\_ g. 77 \_\_\_\_\_ k. 41 \_\_\_\_\_ o. 68 \_\_\_\_\_  
d. 55 \_\_\_\_\_ h. 49 \_\_\_\_\_ l. 99 \_\_\_\_\_ p. 60 \_\_\_\_\_



# Teen2Teen Friends

16:00

1.14 Connecting Teens Around the World!

Hi! I'm Julie Duclos.



Hey! Bruno Klein here.



Hello! I'm Gan Yu.



I'm Daniel Campos. Hello!



Adam Lucas, here. Hi!



Hi! I'm Su Berkan.



Hello! I'm Sandra Pacheco.



And I'm Ana Costa. Hi!



I'm Hana Lee. Hi!  
Nice to meet you!



Meet the Teen2Teen Friends in Units 3, 6, 9, and 12,  
and in the Teen2Teen Friends Magazine.



# Welcome to English class.

**Grammar:** Verb *be* • Subject pronouns  
**Vocabulary:** Greetings: hellos and goodbyes  
**Social language:** Greet your classmates • Apologize for a mistake

## Vocabulary Greetings: hellos and goodbyes

1.15 1. Look at the pictures. Read and listen.



1. Phil: Hi!  
 Jen: Hello!  
 Marie: Hi!



2. Teacher: Good morning.  
 Classmates: Good morning.



3. Wendy: Good afternoon.  
 Ms. Miller: Good afternoon.



4. Hostess: Good evening.  
 Mr. Bates: Good evening.



5. Dad: Goodbye.  
 Kids: Goodbye.



6. Mom: Good night.  
 Paula: Good night.

1.16 2. Pronunciation Listen and repeat.

### 3. Circle the correct greeting.

1. 18:30 Good morning. / Good evening.  
 2. 10:00 Good morning. / Good evening.

3. 14:00 Good morning. / Good afternoon.  
 4. 22:00 Good night. / Good afternoon.

### 4. Write the correct greeting.



1. You Hi! / Hello!



2. You \_\_\_\_\_



3. You \_\_\_\_\_



4. You \_\_\_\_\_



## Topic Snapshot

1.17 1. Read and listen to the conversation.




Sam: Good morning! I'm Sam.

Lucy: Hello! I'm Lucy.



Sam: Nice to meet you, Lucy.

Lucy: Nice to meet you, too, Sam.



Teacher: Good morning. I'm Ms. Lane.  
Welcome to English class.

Sam and  
Lucy: Good morning, Ms. Lane.

## 2. Choose the correct greeting.

1. I'm Claire.  
 a. Nice to meet you, Claire.  
 b. Goodbye.
2. I'm Dave.  
 a. Hello, Dave. I'm Ellen.  
 b. Good night.
3. Nice to meet you.  
 a. Good night.  
 b. Nice to meet you, too.
4. I'm Ms. Jones.  
 a. Nice to meet you, too.  
 b. Hello, Ms. Jones.

1.18 3. Now listen and check your answers.

1.19 4. **Listening comprehension** Listen to the conversations. Write the words to complete the conversations.

1. A: Hello ! I'm Max.  
B: Hello, Max. I'm Sara.
2. A: Hi, Patrick. I'm Alex.  
B: \_\_\_\_\_, Alex.
3. A: Hello. I'm Gabriel.  
B: \_\_\_\_\_, Gabriel. I'm Mr. Smith. I'm the teacher.
4. A: Good morning, Mr. Smith. Nice to meet you.  
B: \_\_\_\_\_to English class.



## Grammar Verb *be*: affirmative; Subject pronouns

### 1. Study the grammar.

subject pronoun






verb *be*

I

am

Dan.

I'm Dan.

Singular subject pronouns	Singular affirmative statements	Contractions
 I	I <b>am</b> Paula.	I'm Paula.
 you	You <b>are</b> Dennis.	You're Dennis.
 he	He <b>is</b> a student.	He's a student.
 she	She <b>is</b> a teacher.	She's a teacher.
 it	It <b>is</b> a pencil.	It's a pencil.



#### Language tip

- *a* and *an*

*a* pencil / *a* marker / *a* student **BUT** *an* eraser

1.20

### 2. Pronunciation Listen to the grammar examples. Repeat.

### 3. Complete the sentences. Write the correct subject pronouns and a form of *be*. Use contractions.

1. He's Leo.

2. \_\_\_\_\_ Susan.



3. \_\_\_\_\_ a book.



4. \_\_\_\_\_ Mr. Soares.






5. \_\_\_\_\_ Ms. Davis.  
\_\_\_\_\_ the teacher.

1.21

### 4. Now listen and check your answers.



## 5. Study the grammar.

Plural subject pronouns	Singular affirmative statements	Contractions
 we	<b>We are</b> students.	<b>We're</b> students.
 you	<b>You are</b> classmates.	<b>You're</b> classmates.
 they	<b>They are</b> Tom and Ben.	<b>They're</b> Tom and Ben.
	<b>They are</b> notebooks.	<b>They're</b> notebooks.



### Language tip

- Always use a subject pronoun.  
*She is a teacher. NOT ~~Is a teacher.~~*  
*They are students. NOT ~~Are students.~~*

We're classmates.



1.22

## 6. Pronunciation Listen to the grammar examples. Repeat.

## 7. Complete the statements. Write the correct subject pronouns and a form of *be*. Use contractions.



1. They're students.



2. \_\_\_\_\_ pens.



3. \_\_\_\_\_ Melissa and Anne.

1.23

## 8. Now listen and check your answers.

## 9. Write statements. Change the contractions to full forms.

- I'm Zara. I am Zara
- We're classmates. \_\_\_\_\_
- He's a teacher. \_\_\_\_\_
- They're markers. \_\_\_\_\_
- You're students. \_\_\_\_\_
- It's a book. \_\_\_\_\_



## Grammar Verb *be*: negative

I'm **not** Dan. I'm Tim.

### 1. Study the grammar.

Negative statements	Contractions
I <b>am not</b> Ellen.	I'm <b>not</b> Ellen.
You <b>are not</b> a teacher.	You're <b>not</b> a teacher. OR You <b>aren't</b> a teacher.
He <b>is not</b> Jake.	He's <b>not</b> Jake. OR He <b>isn't</b> Jake.
She <b>is not</b> Ann.	She's <b>not</b> Ann. OR She <b>isn't</b> Ann.
It <b>is not</b> an eraser.	It's <b>not</b> an eraser. OR It <b>isn't</b> an eraser.
We <b>are not</b> teachers.	We're <b>not</b> teachers. OR We <b>aren't</b> teachers.
You <b>are not</b> Amy and Ed.	You're <b>not</b> Amy and Ed. OR You <b>aren't</b> Amy and Ed.
They <b>are not</b> markers.	They're <b>not</b> markers. OR They <b>aren't</b> markers.

### 2. Pronunciation Listen to the grammar examples. Repeat.

### 3. Look at the pictures and the names. Then complete the conversations. Use contractions.

1. We're \_\_\_\_\_ Lily and Elena.  
We're not \_\_\_\_\_ Julia and Kate.

2. Cathy?

No. \_\_\_\_\_ Cathy.  
\_\_\_\_\_ Erica.

3. Steven?

No. \_\_\_\_\_ Steven.  
\_\_\_\_\_ Steven.

4. Laura?

No. \_\_\_\_\_ Laura.  
\_\_\_\_\_ Lisa.  
\_\_\_\_\_ Laura.

### 4. Listening comprehension Listen to the conversations. Circle T (true) or F (false).

- |                       |  |                      |   |
|-----------------------|--|----------------------|---|
| 1. She's Sarah.       | <input checked="" type="radio"/> T / <input type="radio"/> F | 4. She's Katie.      | <input type="radio"/> T / <input type="radio"/> F |
| 2. She's Kristen.     | <input type="radio"/> T / <input type="radio"/> F            | 5. He's Edward.      | <input type="radio"/> T / <input type="radio"/> F |
| 3. He's not Jonathan. | <input type="radio"/> T / <input type="radio"/> F            | 6. They're teachers. | <input type="radio"/> T / <input type="radio"/> F |