


American

2nd Edition

Family and Friends

2

Student Book



with
DIGITAL
PACKAGE

OXFORD

Naomi Simmons


American

Family and Friends

2nd Edition

2

Student Book



Naomi Simmons

OXFORD
UNIVERSITY PRESS



Scope and sequence



Starter:
Welcome back! p.4

I have brown hair. This is my cousin. He has green eyes. Where's Billy?
Is he under the bed? There is ... There are ... Numbers 1-20 Family Colors Toys

	Words	Grammar	Phonics	Skills
1 Our new things p.8	School things	This / That is ... These / Those are ...	Review of the alphabet and initial sounds	Reading: a description Listening: identifying people and objects Speaking: How many ...? There are ... Writing: capitalization, writing about my classroom (Workbook)
Fluency Time! 1 p.14	Finding things		Craft: a bedroom poster	
2 They're happy now! p.16	Feelings	We're / They're ... Are they ...?	Review of digraphs: ch sh th ch: chair teacher sh: shoes fish th: thumb bath	R: a poem: "My feelings" L: identifying feelings S: Is he sad? No, he isn't. He's ... W: long and short forms, writing about my feelings (WB)
Math Time! p.22	Division		Project: a shape mobile	
3 I can ride a bike! p.24	Outdoor activities	She can / can't ... Can he ...? Prepositions of place: behind / in front of next to / between	Review of CVC words: a e i o u a: cat van e: pen bed i: pig fig o: mop fox u: bus bug	R: information on a web page L: identifying outdoor toys S: Where's the skateboard? It's in front of the table. W: using a / an, writing about what I can and can't do (WB)
Review 1 p.30				
4 Do you have a milkshake? p.32	Food Numbers 20-100	Do you have ...? I do / don't ... Does he have ...? He does / doesn't ...	Consonant blends: gr br fr gr: grass grapes br: brush bread fr: frog frisbee	R: a caption story L: identifying which food items are available S: Do you have apples? Yes, we do. W: question marks and periods, writing about my lunch (WB)
Fluency Time! 2 p.38	Classroom language		Craft: a school word wheel	
5 We have English! p.40	School subjects School rooms	What / When do we have ...? We have ... our / their	Consonant blends: dr tr cr dr: drum dress tr: truck tree cr: crayon crab	R: a description on a web page L: identifying school rooms S: What do we have in the art room? We have ... W: capital letters, writing about my school subjects (WB)
Art Time! p.46	Self-portraits		Project: a self-portrait	
6 Let's play after school! p.48	After-school activities	I visit ... I don't have ...	Consonant blends: fl pl bl fl: flower flag pl: plum plate bl: blanket blue	R: information texts L: identifying after-school activities S: I read a book. I don't ride a bike. W: verbs, writing about what I do after school (WB)
Review 2 p.54				
7 Let's buy presents! p.56	Special days	What does he like? He likes / doesn't like ...	Consonant blends: cl gl sl cl: cloud clock gl: gloves glue sl: slide slippers	R: instructions on making a card L: identifying suitable presents for people according to their preferences S: What does he like? He likes tennis. W: long and short forms, writing about presents for my mom (WB)

	Words	Grammar	Phonics	Skills
Fluency Time! 3 p.62	Shopping		Craft: a market stall	
8 What time is it? p.64	Everyday activities Times of the day	What's the time? It's ... o'clock. He ... at ... o'clock.	Consonant blends: sm sn st sk sm: smile small sn: snow snake st: stairs star sk: sky skates	R: information texts L: listening for time and activities S: He has breakfast. W: identifying Wh- questions, writing about my day (WB)
Science Time! p.70	Materials		Project: a science experiment	
9 Where does she work? p.72	Places	Where does he work? He works in a ... Does she work in a ...?	Long vowels: a + magic e lake face gate plane	R: a magazine interview L: listening for detail in an interview S: What are Peter's favorite animals? They're monkeys. W: using commas with and in lists, writing about where my family works (WB)
Review 3 p.78				
10 It's hot today! p.80	Weather Weather activities	What's the weather like? It's ... Put on / Don't put on ...	Long vowels: i + magic e bike white kite line nine	R: a weather report L: identifying the weather at certain times from the weather report S: It's Monday. What's the weather like? W: verbs and adjectives, writing about the weather (WB)
Fluency Time! 4 p.86	Making plans		Craft: a mini book	
11 What are you wearing? p.86	Clothes Time	Present progressive: What are you wearing? What's he wearing? I'm / He's wearing ...	Long vowels: o + magic e nose bone rope home stone	R: a poem: "At the airport" L: identifying people by their clothing S: What's she wearing? She's wearing ... He's wearing a red shirt. Who is it? W: writing the time, writing about my clothes (WB)
Social Studies Time! p.94	Exercise		Project: a bar graph	
12 You're sleeping! p.96	Celebrations Getting ready	Present progressive: What are you / they doing? I'm / We're / They're ... What's he / she doing? He's / She's ...	Long vowels: u + magic e June tube flute cube	R: a descriptive email L: listening for detail to distinguish between photos S: What's he doing? He's dancing. W: present progressive verbs, writing about a party (WB)
Review 4 p.102				
13 Look at all the animals! p.104	Farm animals Adjectives	Comparatives: This cow is bigger than that cow.	Long vowels: ee tree cheese green feet three	R: a parents' letter L: identifying animals by their feelings S: It's nervous. What is it? W: using and to connect sentences, writing about a farm visit (WB)
Fluency Time! 5 p.110	At a party		Craft: a present	
14 Look at the photos! p.112	Memories Cleaning up	Simple past: I was / wasn't ... You were / weren't ...	Short & long vowels: cub cube tap tape pip pipe	R: a school article L: identifying people by their feelings and appearance S: He was a lion (in the school play). W: and / or, writing about me and my friends (WB)
Geography Time! p.118	The Desert		Project: a desert scene	
15 Good Job! p.120	People Ordinal numbers	Simple past: There were some / weren't any ... Irregular plurals	ng / nk ring king swing bank sink pink	R: a fairytale L: identifying actions and emotions S: What's Suzy doing? She's ... Is she sad? No, she isn't. She's ... W: irregular plurals, writing about a school open day (WB)
Review 5 p.126				

Lesson One

1 Listen and sing. 01

2 Sing and do.

Let's sing!

Welcome song



Welcome back
To all our friends.
Fun and learning
Never end!



Welcome back,
It's a happy day.
A day for learning,
A day for play!



3 Listen and read. 02



1 Listen to the story again and repeat. Act.

2 Circle *T* (true) or *F* (false).

- 1 Rosy has brown hair. ☒ T ☐ F
 3 Tim has brown eyes. ☐ T ☐ F
 5 Billy is four. ☐ T ☐ F

- 2 Tim is Rosy's brother. ☐ T ☐ F
 4 Billy has curly hair. ☐ T ☐ F
 6 Billy is under the bed. ☐ T ☐ F

3 Listen and number.  03

mom dad brother sister grandma grandpa
 aunt uncle cousin



4 Point and say.

long short curly straight brown black white

This is Rosy's mom. She has curly hair.

This is Rosy's dad. He has ...

Lesson Three

1 Ask and answer.

Hello. How are you?

I'm fine, thank you.

What's your name?


My name's ...

How old are you?

I'm ...

2 Look and say. Introduce a friend.

1



This is my friend.
His name's James.
He's nine.

2




This is my friend.
Her
She's ...

3 Listen and sing. 04

4 Sing and do.

Let's sing!



Monday, Tuesday, Wednesday, Jump!

Monday, Tuesday, Wednesday,
Jump!

Thursday, Friday,
Down with a bump!

Saturday, Sunday,
Let's say "Hi!"

Days of the week.
Let's say "Goodbye!"



1 Look. Ask and answer.


ball car train doll teddy bear puzzle bike



How many cars are there?

There are ... cars.

2 Listen and point. Ask and answer. 05



red green blue yellow pink purple
black white brown orange gray

What color is number 18?

It's ...

3 Write the numbers.

ten 10

thirteen _____

seventeen _____

twenty _____

fifteen _____

fourteen _____

eleven _____

twelve _____

sixteen _____

eighteen _____

nineteen _____

Lesson One Words

1 Listen, point, and repeat. 06



classroom



table



computer



coat hook



pencil case



board

2 Listen and chant. 07

3 Listen and read. 08



- 1 Listen to the story again and repeat. Act.
- 2 Look and say.

Let's learn!



This is the new computer.



That is a new board.



These are new tables.



Those are new coat hooks.

- 3 Write.

This That These Those



_____ are bags.



_____ is a ruler.



_____ are pencils.



_____ is a computer.

- 4 Point and say.

chairs pencil case board tables ruler coat hooks



Those are coat hooks.

This is a ...

That is a ...

These are ...

Lesson Three Song

1 Listen, point, and repeat. 09



poster



picture



drawers



cabinet



CD player

2 Listen and sing. 10

3 Sing and do.

Let's sing!

What's in the classroom?

What's in the classroom?

Let's have a look!

Posters and pictures,
And work in a book.

What's in the classroom?

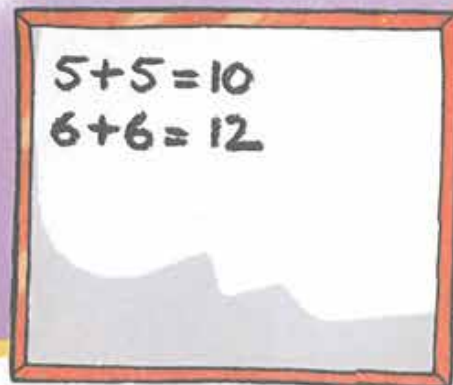

What can you see?

Drawers and a board
For you and for me.

What's in the classroom?

What's over there?

A door and a window,
A table and chair.



Skills Time!

Lesson Five

Reading

1 Point to things you can see in a school. Say the words.

2 Listen and read.  14



My name's Peter. I go to Orange Park School.
Look at these pictures of my school.



Our classroom is upstairs.
It's very big.



I'm in class 3C. There are 12 girls
and 14 boys in my class.
Our teacher is Mrs. Cooper.



There are lots of pictures
and posters on the wall.



We sit at tables. I sit
with my friend Henry.



There is a swimming pool,
too. I love my school.

3 Read again. Circle the correct word.

1 Where is Peter's classroom?

upstairs / downstairs

2 What class is Peter in?

3C / Orange Park

3 How many boys are there in his class?

12 / 14

4 What is his teacher's name?

Henry / Mrs. Cooper

5 What is on the walls of the classroom?

tables / pictures

6 Is there a swimming pool?

Yes, there is. / No, there isn't.

1 Listen and chant. 11



A, B, C, D, E, F, G,
Come and play this game with me.

H, I, J, K, L, M, N,
Close your eyes and count to ten.


O, P, Q, R, S, T,
Touch your nose and touch your knee.

U, V, W, X, Y, Z,
Touch your feet and jump with me.

2 Listen, point, and repeat. 12


Aa	Bb	Cc	Dd	Ee	Ff	Gg
Hh	Ii	Jj	Kk	Ll	Mm	Nn
Oo	Pp	Qq	Rr	Ss	Tt	
Uu	Vv	Ww	Xx	Yy	Zz	

3 Listen and circle the correct sound. 13



Listening

1 Listen and number. 15



Speaking

2 Point, ask, and answer.

boys girls teachers windows doors

How many girls are there?

There are two girls.

What color is his hair?

It's ...

Writing preparation

3 Underline the capital letters at the start of the sentences.
Circle the capital letters at the start of the names.

We have a new CD player.

Our teacher is Mrs. Cooper.

1 My name's Peter.

2 This is my school.

3 Thank you, Miss Jones.

4 This is Rosy's pencil case.

5 Those are your coat hooks.

6 This is Tim.

Complete
the writing
task on
page 13
of the
Workbook.

page

13



Everyday English

1 Watch and listen. Read and say. 16

1

Kate: Dad, I can't find my pencil case.
Dad: Look under your pillow.
Kate: It isn't there.

2

Dad: Here it is. It's under your bed.
Kate: Thanks, Dad.

2 Watch and listen. Number. 17



3 **Speaking** Look at the words. Point and say.

pen teddy bear book

cabinet bed shelf



I can't find my book.

Look on your shelf.

It isn't there.

Look in your cabinet.

Here it is.

