


American

2nd Edition

Family and Friends

1

Student Book



with
DIGITAL
PACKAGE

OXFORD

Naomi Simmons

American

Family and Friends

2nd Edition

1

Student Book



Naomi Simmons

OXFORD
UNIVERSITY PRESS

Scope and sequence



Starter: Hello! p.4

Hello. Goodbye. How are you? I'm fine, thank you. What's your name? My name's ...
How old are you? I'm ... Numbers 1 – 10 Days of the week Colors of the rainbow

	Words	Grammar	Phonics	Skills
1 What's this? p.8	School things	What's this? It's a pen.	Initial sounds: a b c d Aa: apple Bb: bird Cc: cat Dd: dog	Reading: a description Listening: identifying objects Speaking: What's this? It's ... Writing: counting words in a sentence, writing about my school things (Workbook)
Fluency Time! 1 p.14	Greetings		Craft: a face mask	
2 Playtime! p.16	Toys	my / your Is this your teddy bear? Yes, it is. No, it isn't.	Initial sounds: e f g h Ee: egg Ff: fig Gg: goat Hh: hat	R: a poem: "My favorite things" L: identifying favorite things S: What's your favorite ...? W: dividing sentences into words, writing about my favorite toys (WB)
Math Time! p.22	Addition		Project: a math board game	
3 This is my nose! p.24	My body	arm / arms This is ... These are ...	Initial sounds: i j k l Ii: ink Jj: jelly Kk: kite Ll: lion	R: instructions L: identifying different animals S: describing an animal's features W: identifying full sentences, writing about my body (WB)
Review 1 p.30				
4 He's a hero! p.32	Jobs	She's / He's a teacher. Is she / he a teacher? Yes, she is. No, he isn't.	Initial sounds: m n o p Mm: mom Nn: nurse Oo: orange Pp: pen	R: an autobiography L: identifying people by their jobs S: Is he a doctor? W: capital letters and periods, writing about my family (WB)
Fluency Time! 2 p.38	Introductions		Craft: a finger puppet	
5 Where's the ball? p.40	The park	Where's the ball? in / on / under	Initial sounds: q r s t u Qq: queen Rr: rabbit Ss: sofa Tt: tiger Uu: umbrella	R: a puzzle text L: identifying objects by location S: Where's the kite? W: capital letters at the start of names, writing about the park (WB)
Art Time! p.46	Colors		Project: a rainbow	
6 Billy's teddy bear! p.48	My family	Possessive 's	Initial sounds: v w x y z Vv: van Ww: window Xx: box Yy: yo-yo Zz: zebra	R: a caption story L: distinguishing details S: Who's this? W: question marks, writing about my family's things (WB)
Review 2 p.54				

		Words	Grammar	Phonics	Skills
7 Are these his pants? p.56	My clothes	<i>This is her / his T-shirt. Are these his socks? Yes, they are. No, they aren't.</i>	The alphabet: the alphabet letter names and their sequence	R: a caption story L: identifying clothes S: <i>What color are these pants?</i> W: contractions: 's, writing about my favorite clothes (WB)	
Fluency Time! 3 p.62	Playing outside		Craft: a park poster		
8 Where's Grandma? p.64	My house	<i>Is she in the kitchen? Yes, she is. No, she isn't. Where are Dad and Billy? Are they in the yard? No, they aren't.</i>	Digraphs: sh shoes sheep fish	R: information on a webpage L: listening for location S: <i>Where are the bedrooms?</i> W: identifying vowels, writing about my home (WB)	
Social Studies Time! p.70	Jobs		Project: a pop-up book		
9 Lunchtime! p.72	My lunchbox	<i>I have two sandwiches. I don't have my lunchbox. an apple (an + a, e, i, o, u)</i>	Digraphs: ch chair teacher chick	R: information texts L: identifying key words S: <i>I have a banana and a pear ...</i> W: using a and an, writing about my lunchbox (WB)	
Review 3 p.78					
10 A new friend! p.80	My friends Shapes	<i>He / She has ... He / She doesn't have ... It has ... It doesn't have ...</i>	Digraphs: th three bath teeth	R: a descriptive letter L: identifying different friends S: <i>She has blond hair. Who is it?</i> W: contractions: 's / 've, writing about my friend (WB)	
Fluency Time! 4 p.86	Getting dressed		Craft: a clothes cube		
11 I like monkeys! p.88	The zoo	<i>I like monkeys. I don't like elephants. They're big. I'm little.</i>	CVC words: a cat man fan	R: a poem: "What am I?" L: identifying preferences S: <i>It has four legs. It's black and orange.</i> W: identifying adjectives, writing about animals I like (WB)	
Science Time! p.94	Animals		Project: animal cards		
12 Dinnertime! p.96	Food Drinks	<i>Do you like carrots? Yes, I do. No, I don't. What do you like? I like yogurt.</i>	CVC words: e bed pen red	R: information texts L: identifying food preferences S: <i>What do you like?</i> W: negative contractions: n't, writing about food I like (WB)	
Review 4 p.102					
13 Clean up! p.104	My bedroom Numbers 11 – 20	<i>There's ... There are ...</i>	CVC words: i pig fig pin	R: a descriptive letter L: distinguishing details S: <i>Where are the shoes?</i> W: question marks and periods, writing about my bedroom (WB)	
Fluency Time! 5 p.110	At the dinner table		Craft: a plate of food		
14 Action Boy can run! p.112	Verbs	<i>He can / can't fly. Can he talk? Yes, he can. No, he can't.</i>	CVC words: o pot fox hop	R: descriptions L: identifying animals S: <i>It can run. It's brown and big.</i> W: contractions: can't, writing about what I can do (WB)	
Geography Time! p.118	Volcanoes		Project: a volcano		
15 Let's play ball! p.120	The beach	<i>Let's + verb</i>	CVC words: u rug bug sun	R: a postcard L: distinguishing details S: <i>Let's play ball!</i> W: identifying verbs, writing about the beach (WB)	
Review 5 p.126					

Lesson One

1 Listen, point, and repeat. 01



Rosy



Tim



Billy



Miss Jones

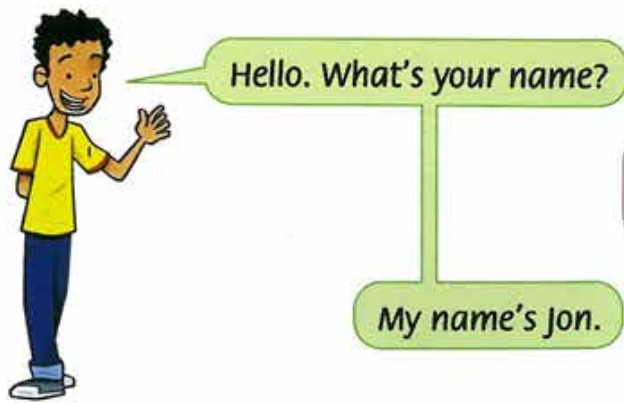
2 Listen and sing. 02

Hello, Rosy. Hello, Tim. Hello, everyone.
Hello, Billy and Miss Jones. Come and have some fun!

3 Listen and read. 03



- 1 Listen to the story again and repeat. Act.
- 2 Ask and answer.



- 3 Listen and sing your name. 04

Let's sing!



Hello, hello!

Hello, hello,
How are you?
I'm fine, thank you.
I'm fine, thank you.

Hello, hello,
What's your name?

My name's _____.
That's my name.

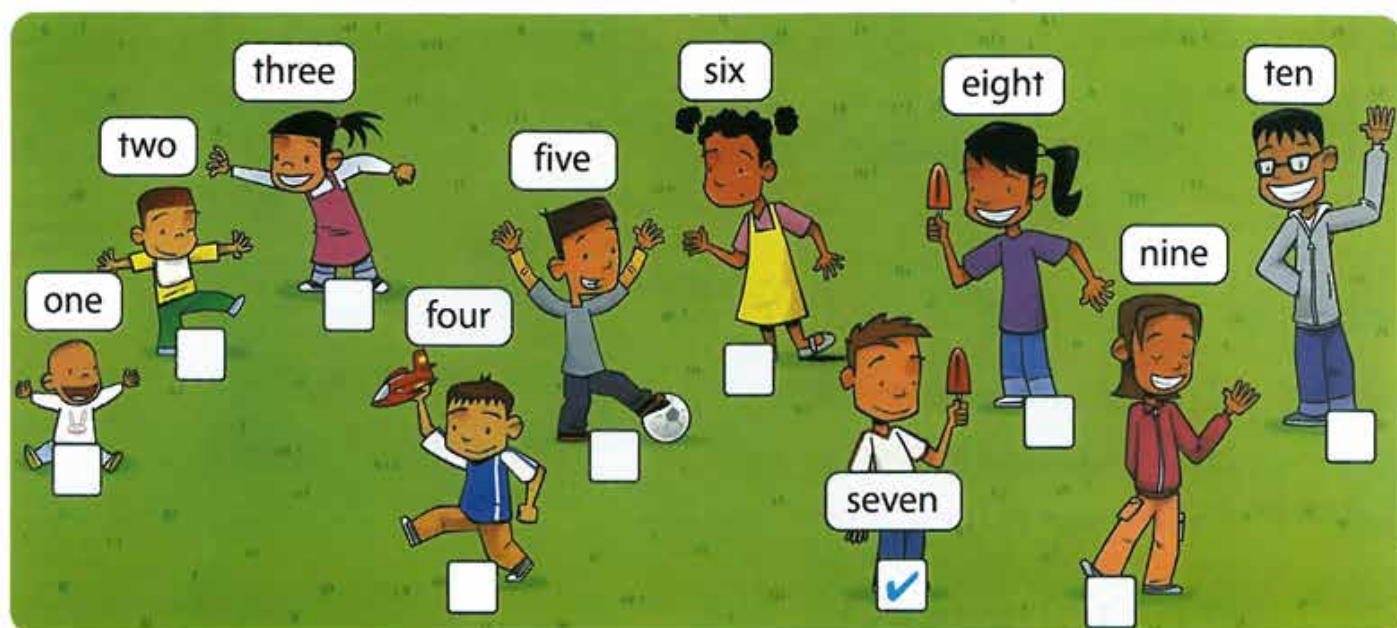
Goodbye, goodbye,
Goodbye to you ...



Lesson Three

1 Listen, point, and repeat. 05

2 Listen and check (✓). 06



3 Look at the picture again. Point, ask, and answer.

How old are you?

I'm seven.

4 Listen and point. Listen and chant. 07



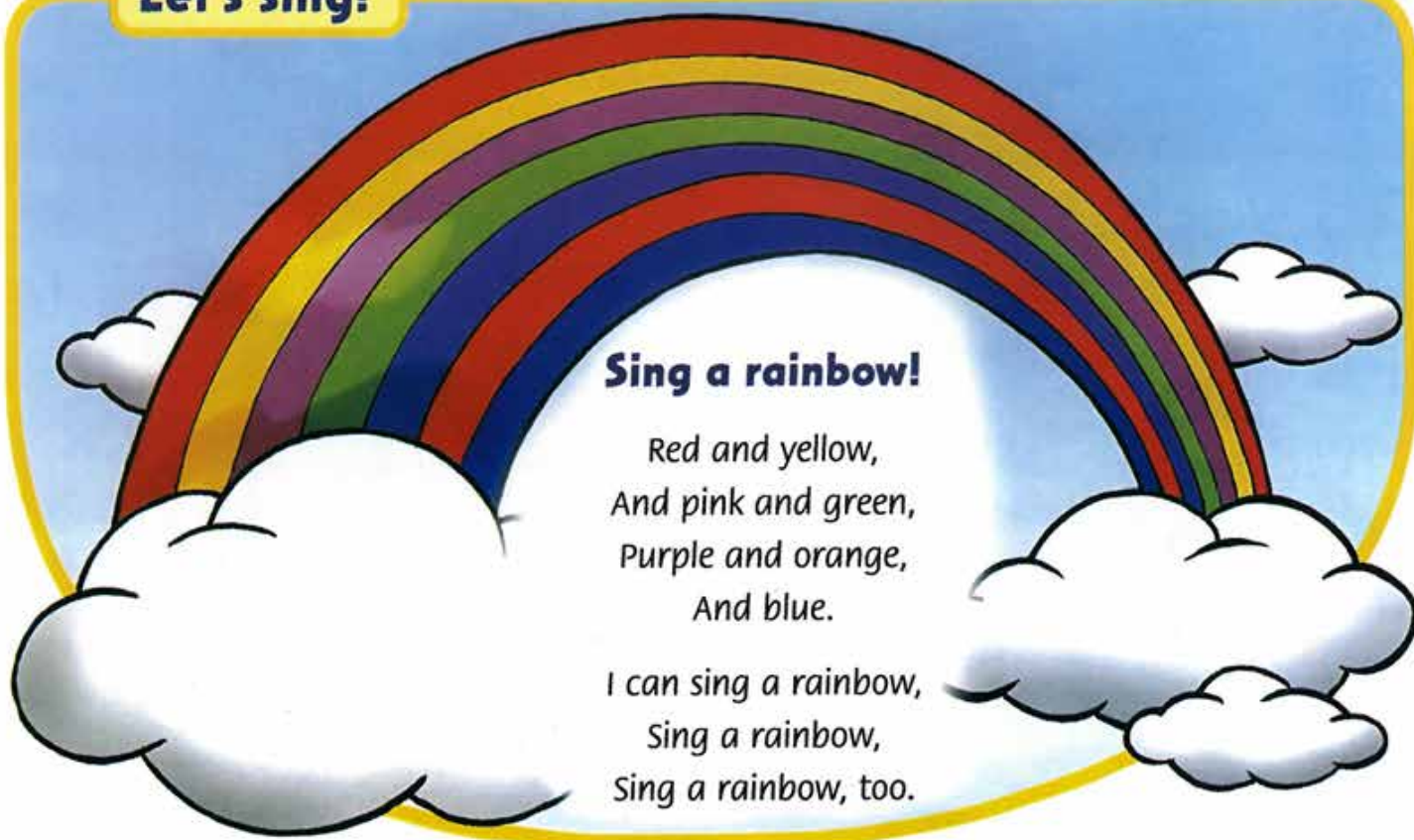
1 Listen, point, and repeat. 08



2 Listen and sing. 09

3 Sing and do.

Let's sing!



4 Match.



orange red pink purple blue green yellow

1

What's this?

Lesson One Words

1 Listen, point, and repeat. 10




pen



eraser



pencil




ruler



book

3 Listen and read. 12



- 1 Listen to the story again and repeat. Act.
- 2 Look and say.

Let's learn!



What's this?
It's a pen.

What's = What is
It's = It is

3 Write.



What's this?
It's a pen.



What's this?
_____ an eraser.



What's this?
_____ a pencil.




What's this?
_____ a ruler.

4 Point, ask, and answer.


pen pencil eraser ruler book

What's this?

It's a pencil.



Lesson Three Song

1 Listen, point, and repeat.  13



bag



folder



door



window



bookcase

2 Listen and sing.  14

3 Sing and do.

Let's sing!



Open the book!

What's this?
What's this?
It's a book.
Open the book.
Close the book.

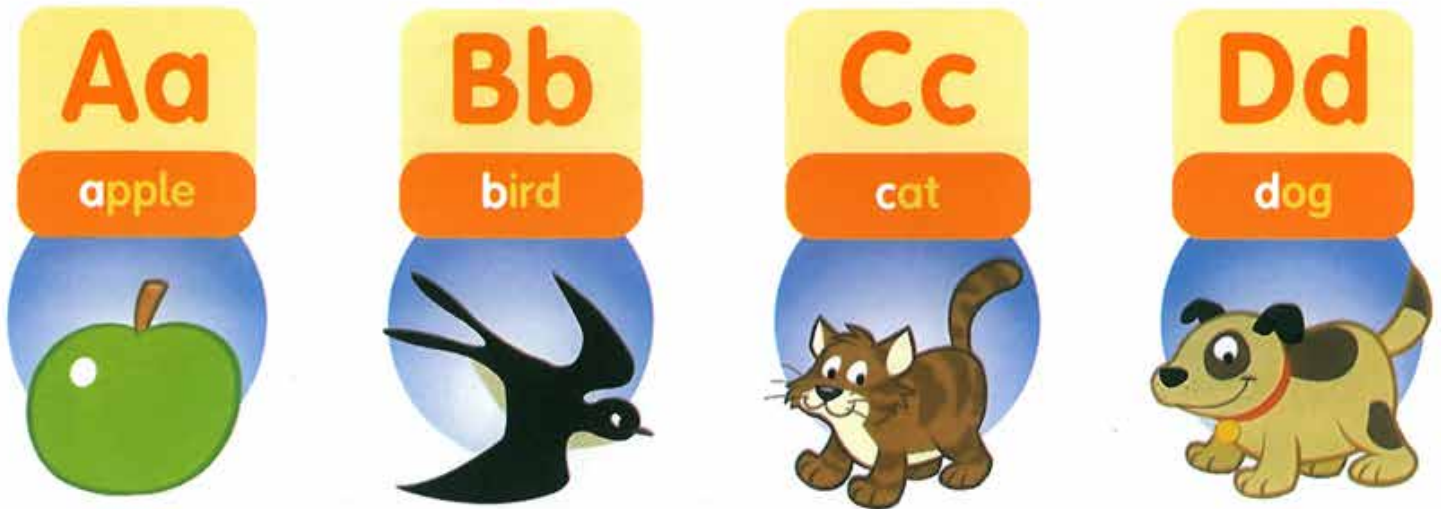
What's this?
What's this?
It's a door ...

What's this?
What's this?
It's a bag ...

What's this?
What's this?
It's a window ...



1 Listen, point, and repeat. 15




2 Listen and chant. 16

This is an apple, a, a, apple.
This is a bird, b, b, bird.
This is a cat, c, c, cat.
This is a dog, d, d, dog.

3 Listen to the sounds and join the letters. 17

What does the dog have?



4 Read and circle the sounds a, b, c, d at the start of the words.



The cat likes birds.
The dog likes apples.
Here's the cat with the bird.
Here's the dog with the apple.




Skills Time!

Lesson Five

Reading

- 1 Point to four school things. Say the words.
- 2 Listen and read.  18



1 My name's Emma. This is my school bag.

2 This is my pencil case. It's green.

3 And this is my pencil.

4 This is my blue pen. And this is my pink pen.

5 Look at this! It's an eraser.

6 Can I see your bag?

3 Read again. Write ✓ or x.

1 pencil ☒

3 book ☐

5 door ☐

2 pen ☐

4 folder ☐

6 eraser ☐

Listening

1 Listen and check (✓) the correct picture. 19



Speaking

2 Open your bag. Ask and answer.



What's this?



It's a ruler.

Writing preparation

3 Count the words in each sentence.

This is my bag. 4
1 2 3 4

1 This is my pen. _____

2 Look at this. _____

3 Thank you. _____

4 Close the door. _____

5 This is a blue folder. _____

6 Open the window. _____

Complete the writing task on page 13 of the Workbook.



Everyday English

1 Watch and listen. Read and say.

1



Kate: Hi, Ellie. How are you?
Ellie: I'm fine, thanks.

2



Ellie: And how are you?
Kate: I'm fine, thanks.

2 Watch and listen. Number.



3 Speaking Ask and answer.



How are you?

I'm fine, thanks. How are you?

I'm fine.

