

BACKPACK 1

Second Edition



Mario Herrera • Diane Pinkley

Contributing Writer
Yoko Mia Hirano



PEARSON
Longman

Backpack Song

It's time to open **Backpack**
and see what we can see.
We'll have lots of adventures.
Explore **Backpack** with me!

Backpack is full of fun things
we use each day in school.
Stories, puzzles, songs, and games—
Backpack is really cool!

It's time to open **Backpack**
and see what we can see.
We'll have lots of adventures.
Explore **Backpack** with me!

Backpack is full of fun and facts,
projects and pictures, too.
We're learning English, we're never bored.
There are great new things to do!

It's time to open **Backpack**
and see what we can see.
We'll have lots of adventures.
Explore **Backpack** with me!



1

Ready for School



Listen and sing.

Hello!

Hello. I'm Ricky Red.
Look! I have one pen and
I'm ready for school.

Hello. I'm Gracie Green.
Look! I have two books and
I'm ready for school.

Hello. I'm Bobby Blue.
Look! I have three erasers and
I'm ready for school.

Hello! Do you hear the bell ring?
It's time for school and
we're ready to go!



red




green



blue



Look. Listen and say. Write.



What's your name?

My name is _____.

3 Count and say. Stick.



one



two



three



four



five



six



seven



eight



nine



ten



Listen and point. Listen and say.



1. backpack



2. book



3. chair



4. crayon



5. desk



6. marker



7. paper



8. pen



9. pencil



10. table



Look at the picture. Point. Ask and answer.

What's this?

It's a backpack.



What color
is it?

It's green.

Question formation; school supplies;
contractions

Unit 1

5

Grammar

What's this? It's a chair.

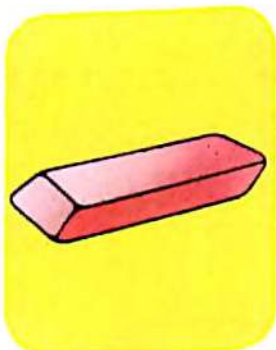


Listen and circle.

1.



pencil




eraser

2.



pen



marker

3.



chair




table

4.



backpack



book

5.




backpack



desk

6.



paper




crayon

Look and listen. Say.



Listen. Draw and color.



It's a book.
It's red.

It's a crayon.
It's green.




Listen. Draw lines.


1.



book



2.




chair




3.



eraser



4.




pencil



Listen and chant.

Hey, Jill!


Hey, Jill!
What's this?
It's a pen, Bill.



Hey, Ken!
What's this?
It's a chair, Jen.



Hey, Matt!
What's this?
It's a table, Pat.



Guess Again


by Diane Pinkley

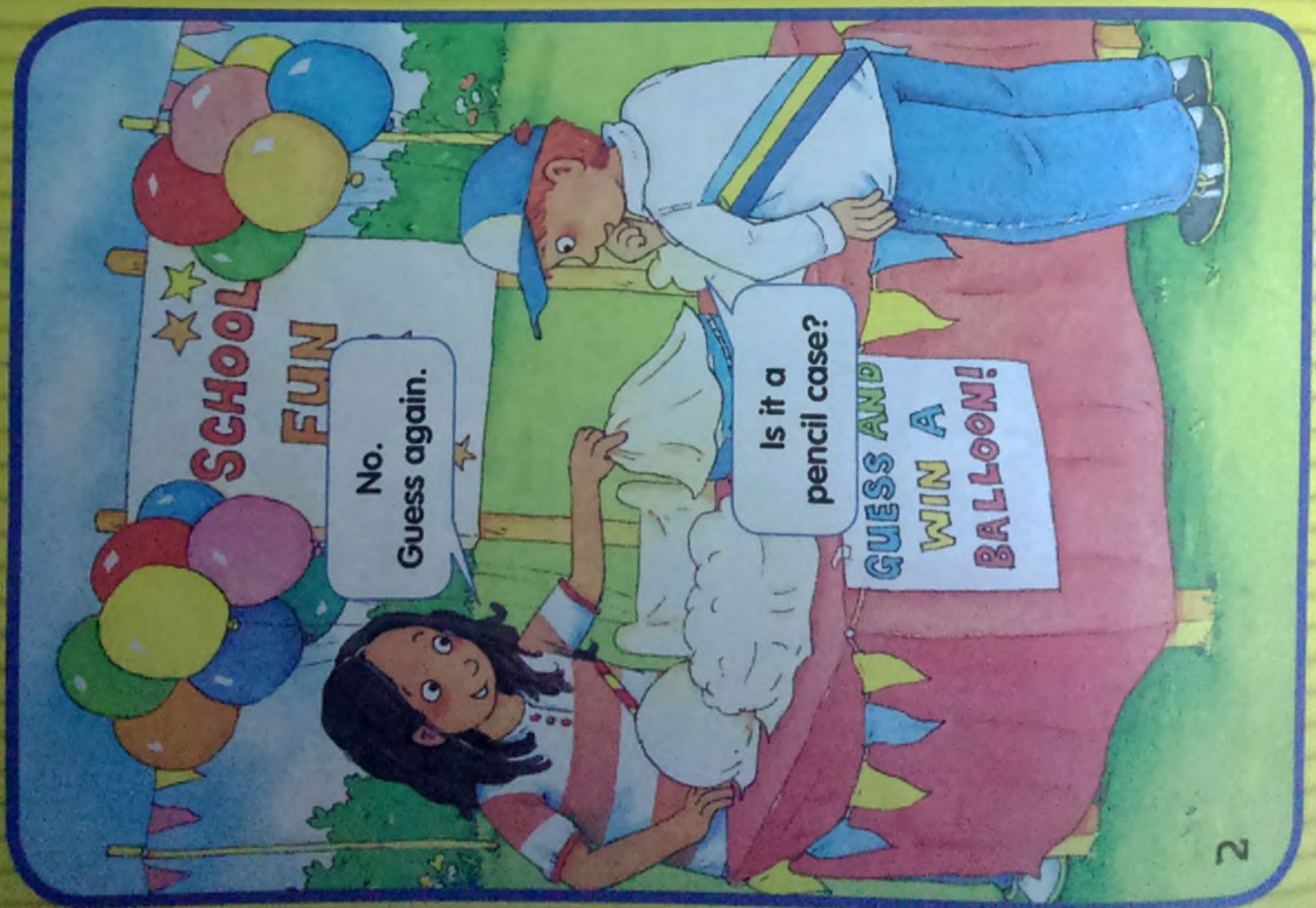
What's this?

Is it a book?



It's your turn.
What's this?






Make Color Groups

Draw and color. Use red, green, or blue.
Sort.

Art
Project

What color is this?

It's blue.




red

green

blue

It's a triangle.
It's red.




Unit 1

Content connection: art; math

Work Hard

Color.

Listen.



Read.



Write.



Speak.





Copy: I work hard in school.

KNOW IT? SHOW IT!

✓ Touch and guess.

Review



**Make a number line.
Use the cutouts on
page 127.**



2

People We Love

TRACK 15

1

Listen and sing.



My Family Song


F is for Fred. He is my father.
A is for Ann. She is my mother.
M is for me. I'm in the middle.
I is for Isaac. He is my brother.
L is for Lucy. She is my sister.
Y is for Yoli. She is the baby.

F-A-M-I-L-Y. Put them all together.
They spell family.

F-A-M-I-L-Y. Put us all together.
This is my family!

2

Look and listen. Point and say.



3

Stick and say. 

Look! She's
my mother.

Look! He's
my brother.



Unit 2

Family members; verb be; contractions

15



Pam



Don



4 Listen and point. Listen and say.



1. father



2. mother



3. brother



4. sister



5. baby



6. grandfather




7. grandmother



8. parents



9. family



Tim



Jen

TRACK A19

5

**Look at the picture.
Ask and answer.
Pretend.**

I have two sisters.
Who am I?

You're Pam!



TRACK A20

6

**Ask and answer
about you.**

How many sisters
do you have?

I have
one sister.




Grammar

How many brothers do you have?
I have **two** brothers.




Listen and color.


1.



2.



3.



Listen and circle. Say.

me





me



9


Look and listen. Say.



10

Listen and draw.

This is my family. Here's my mother and father. I have two sisters and one brother.



Questions with *be*; singular/plural

Unit 2

19