


# First Friends 3

Student Book



Susan Iannuzzi

OXFORD  
UNIVERSITY PRESS

# Level 3 Scope and Sequence

Topics & objectives	Vocabulary	Structure	Values & Everyday English	Songs, Projects, & Explore	Phonics
<b>1 Hello</b> (Introduction review) <ul style="list-style-type: none"> <li>• Talk about the days of the week</li> <li>• Review the alphabet</li> <li>• Review initial sounds</li> </ul>	<i>Monday</i> <i>Tuesday</i> <i>Wednesday</i> <i>Thursday</i> <i>Friday</i> <i>Saturday</i> <i>Sunday</i>	<i>I'm ...</i> <i>What day is it?</i> <i>It's (Monday).</i>	Being helpful <i>Can you help me, please?</i> <i>Sure.</i>	<i>It's a nice day</i> <i>a-z song</i> <b>Explore:</b> My Week	Revision: <ul style="list-style-type: none"> <li>• alphabet</li> <li>• initial sounds</li> </ul>
<b>2 Our School</b> (School people and places) <ul style="list-style-type: none"> <li>• Ask about and identify people in school</li> <li>• Ask about and identify places in school</li> </ul>	<i>classroom</i> <i>friend</i> <i>music room</i> <i>playground</i> <i>sandbox</i> <i>school bus</i> <i>seesaw</i> <i>teacher</i>	<i>What's this?</i> <i>It's (a sandbox).</i> <i>Who's this?</i> <i>She's / He's (a teacher).</i>	Taking pride in your school <i>I love our school.</i> <i>Yes, it's great.</i> <i>The classroom looks great.</i>	<i>Listen... Listen...</i> <i>sh song</i> <b>Explore:</b> Music	<b>Digraph sh</b> <i>sheep</i> <i>shoes</i> <i>fish</i>
<b>3 My Feelings</b> <ul style="list-style-type: none"> <li>• Talk about feelings</li> <li>• Ask about other people's feelings</li> </ul>	<i>cold</i> <i>happy</i> <i>hot</i> <i>hungry</i> <i>sad</i> <i>thirsty</i> <i>scared</i> <i>sleepy</i>	<i>Are you (cold)?</i> <i>Yes, I am.</i> <i>No, I'm not.</i>	Thinking of others <i>Look out!</i> <i>Are you OK?</i> <i>I think so.</i>	<i>If you're happy and you know it</i> <i>th song</i> <b>Explore:</b> Pets	<b>Digraph th</b> <i>throw</i> <i>thumb</i> <i>bath</i>
<b>4 I Can Jump!</b> (Abilities) <ul style="list-style-type: none"> <li>• Talk about ability</li> </ul>	<i>catch</i> <i>climb</i> <i>draw</i> <i>jump</i> <i>run</i> <i>write</i> <i>read</i> <i>sing</i>	<i>I can (jump).</i> <i>I can't (sing).</i>	Being modest <i>Yours is, too.</i> <i>Good job!</i>	<i>I can jump</i> <i>My insect can climb</i> <i>ch song</i> <b>Project:</b> Making a number insect	<b>Digraph ch</b> <i>chocolate</i> <i>beach</i> <i>kitchen</i>
<b>5 My Home</b> (Rooms and objects) <ul style="list-style-type: none"> <li>• Describe a scene</li> </ul>	<i>bathroom</i> <i>bedroom</i> <i>dining room</i> <i>kitchen</i> <i>living room</i> <i>plant</i> <i>sofa</i> <i>TV</i>	<i>There is (a kitchen).</i> <i>There are (plants).</i>	Appreciating nature <i>Don't break the plants.</i> <i>I'll be careful.</i>	<i>Look at my house!</i> <i>a song</i> <b>Explore:</b> Plants and flowers	CVC words with <b>a</b> <i>cat</i> <i>hat</i> <i>mat</i>



Topics & objectives	Vocabulary	Structure	Values & Everyday English	Songs, Projects, & Explore	Phonics
<b>6 My Room</b> (Bedroom objects) <ul style="list-style-type: none"> <li>Describe the location of objects in a room using prepositions</li> </ul>	bed blanket closet pillow shelf in on under 1–20 (review)	Where is it? It's in (the closet). It's on (the bed). It's under (the bed).	Keeping your room neat Let's make the bed. Please help me. That's better.	Put your hand on your head e song <b>Explore:</b> Beds	CVC words with <b>e</b> jet net wet
<b>7 On Vacation</b> <ul style="list-style-type: none"> <li>Ask about quantity</li> <li>Count the number of objects in a scene</li> </ul>	beach bucket crab sandcastle sea shell spade umbrella	How many (shells) are there? There are (ten).	Telling the truth We did it. We're sorry.	Ten umbrellas in the sun Sitting on the beach i song <b>Project:</b> Making an under-the-sea collage	CVC words with <b>i</b> big dig wig
<b>8 Let's Eat!</b> (Foods) <ul style="list-style-type: none"> <li>Describe what food people have</li> </ul>	cheese chicken fish milk potato rice salad soup	She / He has (rice).	Respecting your elders Watch me. Go ahead. Now you try.	I love food! o song <b>Explore:</b> Breakfast Time	CVC words with <b>o</b> hop mop top
<b>9 Festival Fun!</b> <ul style="list-style-type: none"> <li>Talk about other people's ability</li> </ul>	acrobat bicycle clown drum juggler parrot tent	She / He can (climb). It can (sing).	Keeping places clean Please pick that up. Throw it away.	Let's all go to the festival u song <b>Explore:</b> The Circus	CVC words with <b>u</b> bun run sun
<b>10 Jobs</b> <ul style="list-style-type: none"> <li>Ask about people and identify their jobs</li> </ul>	doctor farmer firefighter nurse pilot police officer singer taxi driver	Is she / he (a doctor)? Yes, she / he is. No, she / he isn't.	Being safe Wait. It's not safe. It's safe now. Let's cross.	How are you today? Bean plant, bean plant <b>Project:</b> Growing a bean plant	Review





## Vocabulary

## Lesson 1

Listen and say. 1

Say and do.

Listen and say. 2

Monday

Tuesday

Wednesday


Thursday

Friday

Saturday

Sunday

Monday





## Structure

### Lesson 2

Listen and say. » 3

Say and do

Listen, sing, and do. » 4





# Story

## Lesson 3

Look and say.

Listen. 🎧 5

Listen and act. 🎧 5



# It's Saturday!



It's Saturday



Let's play.



Give me the ball.



Kick, Adam. Kick!





## Values

### Lesson 4

Listen and say. 6

Say and do.

Act.





## Explore

### Lesson 5

Look and listen. 🗣️ 7

Listen and read. 🗣️ 7

Read and say.

# My Week

It's Monday.



I'm at school.



My dad is at home.

It's Sunday.



My grandma and grandpa are here.



## Phonics

### Lesson 6

Look and say.

Listen and sing.  8

Find.

Aa



Bb



Cc



Dd



Ee



Ff



Gg



Hh



Ii



Jj



Kk



Ll



Mm



Nn



Oo



Pp



Qq



Rr



Ss



Tt



Uu



Vv



Ww



Xx

Yy



Zz



## Vocabulary

### Lesson 1

Listen and say. 🎧 9

Say and do.

Look and say. 🎧 10

classroom

music room

Friend



## Structure

### Lesson 2

Listen and say. 🎧 11

Say and do

Listen, sing, and do. 🎧 12

school bus

School Bus

seesaw



sandbox



playground

**Structure:** What's this? It's ... Who's this? He's / She's ...

**Song lyrics:** AB p.79





## Story

### Lesson 4

Look and say.


Listen. 🎧 13

Listen and act. 🎧 13


# My Friend Rex



🐰 What's this?  
🐱 It's a sandbox.



🐰 Look! A cat!



🐰 Who's this?  
🐱 It's my friend, Red.



🐰 Oh no! Pat!



A photograph of a young boy and a young girl sitting at a table covered with a blue cloth, painting. The boy is on the left, wearing a red shirt, and the girl is on the right, wearing a red and white striped shirt. They are both holding paintbrushes and looking at each other. On the table are two bowls of paint, one blue and one green, and several bottles of paint in the background. A speech bubble from the boy says "I love our school." and a speech bubble from the girl says "Yes, it's great!"

I love our school.

Yes, it's great!


## Values

### Lesson 4

Listen and say. 🎧 14

Say and do.

Act.

A photograph of a male teacher in a blue shirt and khaki pants standing in a classroom. He is holding a large banner that says "We love our school!" decorated with stars and colorful letters. Two students, a boy in a red shirt and a girl in a green and white striped shirt, are standing in front of him, looking up at the banner. The classroom has blue walls, a red and white star-patterned border, and various classroom supplies on shelves in the background. A speech bubble from the teacher says "The classroom looks great." and a speech bubble from the girl says "Thanks!"

The classroom looks great.

Thanks!

## Explore

### Lesson 5

Look and listen. 🎧 15

Listen and read. 🎧 15

Read and say.

# Music




This is our music room.



Look at the violin.



Look at the drum. It's big!



We make music. Listen!



## Phonics

### Lesson 6

Learn the sounds.

Sing. 🎵 16

Find and say.

sh



sheep



shoes



fish

