

Mario Herrera  
Christopher Sol Cruz

# BIG ENGLISH



2ND EDITION  
STUDENT'S BOOK




# Contents

| Unit  | Vocabulary   | Structures  |
|---|--|---|
| <b>Welcome to Class!</b><br>pp. a–d   | student, teacher<br><b>Classroom language:</b> clap your hands, point to the door, raise your hand, sit down, stand up, turn around  | Hello! What's your name? I'm... Goodbye!<br>How are you? I'm fine, thanks.                                |
| <b>1 Good Morning, Class!</b><br>pp. 4–15   | <b>Classroom items:</b> backpack, book, chair, crayon, desk, eraser, marker, pen, pencil, ruler<br>blue, green, red, yellow  | What is it? It's a ruler.<br>What are they? They're crayons.  |
| <b>2 My Family</b><br>pp. 16–27   | <b>Family members:</b> brother, father, grandfather, grandmother, me, mother, sister<br><b>Other:</b> photo album  | How many brothers and sisters do you have? I have one brother. I have two sisters.                        |
| <b>3 My Body</b><br>pp. 28–39   | <b>Parts of the body:</b> arm, ear, eye, fingers, foot/feet, hand, hair, head, leg, mouth, nose, toes<br><b>Size:</b> big, long, short, small  | Does she have long hair? Yes, she does.<br>Does he have short hair? No, he doesn't. He has long hair.     |
| <b>Checkpoint Units 1–3</b> pp. 40–43   |  |   |
| <b>4 My Favorite Clothes</b><br>pp. 44–55   | <b>Clothing items:</b> blouse, boots, dress, gloves, hat, jacket, pants, shirt, shoes, shorts, skirt, T-shirt<br><b>Adjectives:</b> new, old   | What are you wearing? I'm wearing a green hat.<br>What's she wearing? She's wearing red pants.            |
| <b>5 Busy at Home</b><br>pp. 56–67  | <b>Home activities:</b> brushing my teeth, combing my hair, drawing, drinking, eating, making lunch, playing, reading, taking a bath, talking on the phone, washing<br><b>Rooms of the house:</b> bathroom, bedroom, dining room, kitchen, living room | Where's Dylan?<br>He's in the dining room.<br>Where are you?<br>I'm in the bedroom.<br>Where is = Where's |
| <b>6 On the Farm</b><br>pp. 68–79   | <b>Animals:</b> cat, cow, dog, duck, frog, goat, hen, horse, sheep, turtle<br><b>Action words:</b> eating, flying, jumping, running, sleeping, swimming  | What's the goat doing? It's eating.<br>What are the hens doing? They're running.                          |
| <b>Checkpoint Units 4–6</b> pp. 80–83   |  |   |
| <b>7 Party Time</b><br>pp. 84–95  | <b>Food:</b> apple, cake, fruit, grapes, hamburger, hot dog, ice cream, juice, milk, orange, pizza, salad, sandwich<br><b>Days of the week</b>   | What do you have? I have salad.<br>What does she have? She has milk.                                      |
| <b>8 Fun and Games</b><br>pp. 96–107  | <b>Toys:</b> action figure, plane, ball, bike, blocks, cars, doll, game, puppet, skates, stuffed animals, train<br><b>Furniture:</b> couch, shelf, table, toy box  | Where's the ball? It's in the toy box on the shelf.<br>Where are the blocks? They're under the desk.      |
| <b>9 Play Time</b><br>pp. 108–119   | <b>Action words:</b> catching, dancing, hitting, jumping, kicking, riding, running, singing, skating, throwing   | Is she singing? Yes, she is.<br>Are they dancing? No, they aren't.  |
| <b>Checkpoint Units 7–9</b> pp. 120–123   |  |   |
| <b>Cambridge Young Learners English: Starters Practice Paper</b> pp. 124–132 <b>Cutouts</b> pp. 133–138 |  |   |

| CLIL: Content and Culture  | Phonics  | Values   | I can...  |
|--|--|--|---|
|  |  |  |   |
| <b>Math: Numbers 1-10 and classroom items</b><br>one, two, three, four, five, six, seven, eight, nine, ten<br><b>Around the World: Classrooms</b>  | <b>a, t, p, n</b><br>an, ant, at<br>tan, tap<br>pan, pat<br>nap                | <b>Be polite.</b><br>Thank you.<br>You're welcome.<br>Please sit down.   | ...use words for objects in the classroom.<br>...talk about classroom objects.  |
| <b>Social Science: People</b><br>boy, girl, man, woman<br>This is a boy. He's my brother.<br>This is a woman. She's my mother.<br><b>Around the World: Popular names</b><br>name tag, wear   | <b>i, s, b, d</b><br>in, is, it, pin<br>sad, sit<br>bad, bat<br>dad, dip       | <b>Help your family.</b><br>Can I help you?<br>Yes, thank you.<br>Please help me.<br>OK. I can help you.                               | ...use family words.<br>...say who is in my family.<br>...ask a classmate about their family.   |
| <b>Life Science: The senses</b><br>cake, flower, guitar, hear, ice cream, picture, see, smell, taste<br>I see/taste/hear/smell with my...<br><b>Around the World: Flags of all colors</b><br>country, flag                                   | <b>e, c, g, m</b><br>pen, pet<br>cap, cat<br>gas, get, wig<br>map, mat         | <b>Keep clean.</b><br>Wash with soap.<br>Rinse with water.<br>Dry your hands.  | ...use words for parts of the body.<br>...talk about my body.<br>...ask and answer questions about parts of the body.                   |
|  |  |  |   |
| <b>Social Science: Weather and clothes</b><br>cold, desert, dry, hot, jungle, mountains, wet<br>It's cold in the mountains. I'm wearing a jacket.<br><b>Around the World: Useful hats</b><br>useful, knit                                    | <b>o, k, ck</b><br>dog, on, pot<br>kid, kite<br>kick, neck, pick, sock         | <b>Respect all cultures.</b><br>They're wearing traditional clothes from Guatemala.  | ...use words for clothes and footwear.<br>...say what I am wearing.<br>...ask and answer about what people are wearing.                 |
| <b>Art: Shapes</b><br>circle, rectangle, square, triangle<br><b>Around the World: Homes</b><br>apartment, home, houseboat, lighthouse, yurt  | <b>u, f, ff</b><br>run, sun, up<br>fan, fog, fun<br>off, puff                  | <b>Help at home.</b><br>He's washing the dishes.<br>She's drying the dishes.<br>She's cleaning her room.<br>She's helping her parents. | ...use words for daily routines.<br>...say what I do around the house.<br>...ask and answer about what people do around the house.      |
| <b>Social Science: Baby animals</b><br>calf, chick, kitten, puppy<br>A baby chicken is called a chick.<br><b>Around the World: Pets</b><br>canary, hamster, mouse, pet, snake  | <b>r, h, j</b><br>red, rock, run<br>hat, hen, hut<br>jam, jet, job             | <b>Be nice to animals.</b><br>brushing, feeding, playing, walking<br>I'm feeding the chicks.   | ...use words for pets and farm animals.<br>...ask and answer about what animals and people are doing.                                   |
|  |  |  |   |
| <b>Life Science: Sweet and salty food</b><br>chips, chocolate, cookies, fries, salt, salty, sugar, sweet<br>Chips are salty. Chocolate is sweet.<br><b>Around the World: Special food</b><br>candy, pie, seaweed soup                        | <b>l, ll, v, w</b><br>leg, let<br>bell, doll, tall<br>van, vet<br>we, web, win | <b>Celebrate.</b><br>Identify holidays and exchange holiday greetings.   | ...use words for party foods and drinks.<br>...say what I have or don't have.<br>...ask a classmate about what they have or don't have. |
| <b>Math: Numbers 11-20</b><br>eleven, twelve, thirteen, fourteen, fifteen, sixteen, seventeen, eighteen, nineteen, twenty<br><b>Around the World: Kites</b><br>bird, fish  | <b>qu, x, y</b><br>quack, quick<br>box, fox, ox, six<br>yell, yes, yum         | <b>Share your toys.</b><br>Sharing is fun!<br>Here's my car. Let's share.<br>Okay. Thank you!  | ...use words for toys.<br>...ask and answer about where something is.   |
| <b>Physical Education: Playground games</b><br>climb, hide and seek, hop, hopscotch, jump, jumping rope, tag<br>Let's play hide and seek.<br><b>Around the World: The same game</b><br>break, cover, cut, paper, player, rock, scissors, win | <b>ss, z, zz</b><br>kiss, mess, miss<br>zap, zip<br>buzz, fizz, jazz           | <b>Take care of your body.</b><br>Talk about and do healthy actions.   | ...use sports and action words.<br>...say what I am doing.<br>...ask and answer about what people are doing.                            |
|  |  |  |   |

# Welcome to Class!

<sup>4</sup>  
**1** Listen, look, and say.



# Welcome to Class!

## <sup>5</sup> 2 Listen. Ask and answer.



Hello! What's your name?

I'm Sam. Goodbye!

I'm Anna. What's your name?

Goodbye, Sam!



## <sup>6</sup> 3 Listen and draw lines.




I'm Maria. What's your name?

Hello, Jane.

I'm Patrick.

Hello, Maria.  
I'm Tim.



And what's your name?

I'm Jane.




## <sup>4</sup> 4 Draw and say.



Hello. I'm...  
What's your name?

# Welcome to Class!

## <sup>7</sup> 5 Listen and point.



## 6 Look at 5 and role-play with your teacher.

## 7 Read and match.

- 1 How are you?
- 2 What's your name?
- 3 Hello, I'm Mrs. Smith.

- a I'm Patrick.
- b Hello, Mrs. Smith.
- c I'm fine, thanks.



**Listen and chant.**



## Listen to the Teacher!

Stand up!  
Stand up!  
Raise your hand  
And turn around!  
Point to the window!  
Point to the door!  
Clap your hands  
And sit down!




**Listen, look, and say.**



**1** Stand up.



**2** Clap your hands.



**3** Raise your hand.



**4** Sit down.



**Play the game.**

Turn around!

Simon says, "Turn around!"



# 1

# Good Morning, Class!

## Vocabulary

I will learn to name classroom objects.




## Song Time!



Listen, look, and say.



1 yellow desk



2 green book



3 red marker



4 blue chair



5 crayon



6 eraser



7 pen



8 pencil



9 ruler



10 backpack

## 2

Play the memory game.

# Song

I will learn to ask and answer questions about classroom objects.



Listen and sing. Then look at 1 and find.

## The Classroom Song

Good morning, class.  
Good morning to you!  
How are you?  
I'm fine, thank you.

What is it? It's an eraser.  
What is it? It's a ruler.  
What is it? It's a pencil.  
What is it? It's a crayon.

Now pick up your pen  
And open your book.  
Say the words  
And write with me.  
Let's start now. 1, 2, 3!

### Chorus



Listen and number.

a




b



c



d



5

Look at 4. Ask and answer.



What is it?

It's a chair.



THINK  
BIG

What do you take to class?



Listen and read. What color is the marker?

## Classroom Colors

Look, Tim. What is it?

It's a pen.

1

Look! What are they?

They're pencils.

Yes, they're yellow pencils.

2

And what is it?

It's a marker.  
A red marker.

Yes! Good, Tim.


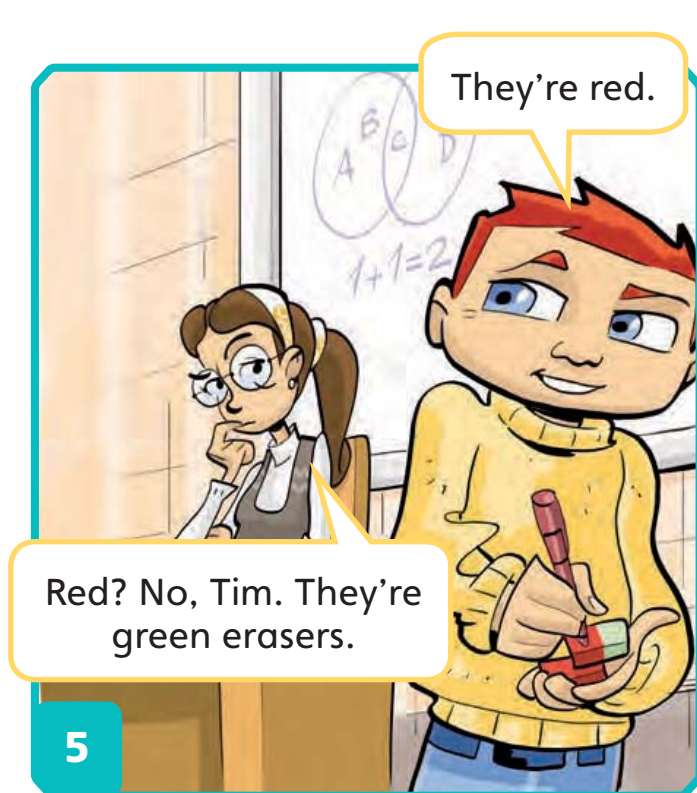
3

And what  
are they?

They're erasers.

And what color  
are they?

4



**7** Look at the story. Then circle.



What happens next? Draw and say.



# Language in Action

I will listen to a dialog about classroom objects.

19  
8

**Listen and read. Then say.**

**Linda:** Hi! What's your name?

**Bobby:** My name is Bobby.

**Linda:** What is it?

**Bobby:** It's a yellow pencil.




9

**Look at 8. Role-play with a partner.**


20  
10

**Listen and circle.**

1




2



3



4



# Grammar

I will learn to use *What is it/are they? It's/They're...*

What is it?

It's a ruler.

What are they?

They're crayons.


It is = It's

They are = They're




**Listen and stick.**


1




2



3



4



**12**

**Work with a partner. Look at 11. Ask and answer.**



What is it?

What are they?

It's...

They're...



I will learn to count to ten.

<sup>24</sup>  
**13**

**Listen and trace. Point and say.**

1

one

2

two

3

three

4

four

5

five

6

six

7

seven

8

eight

9

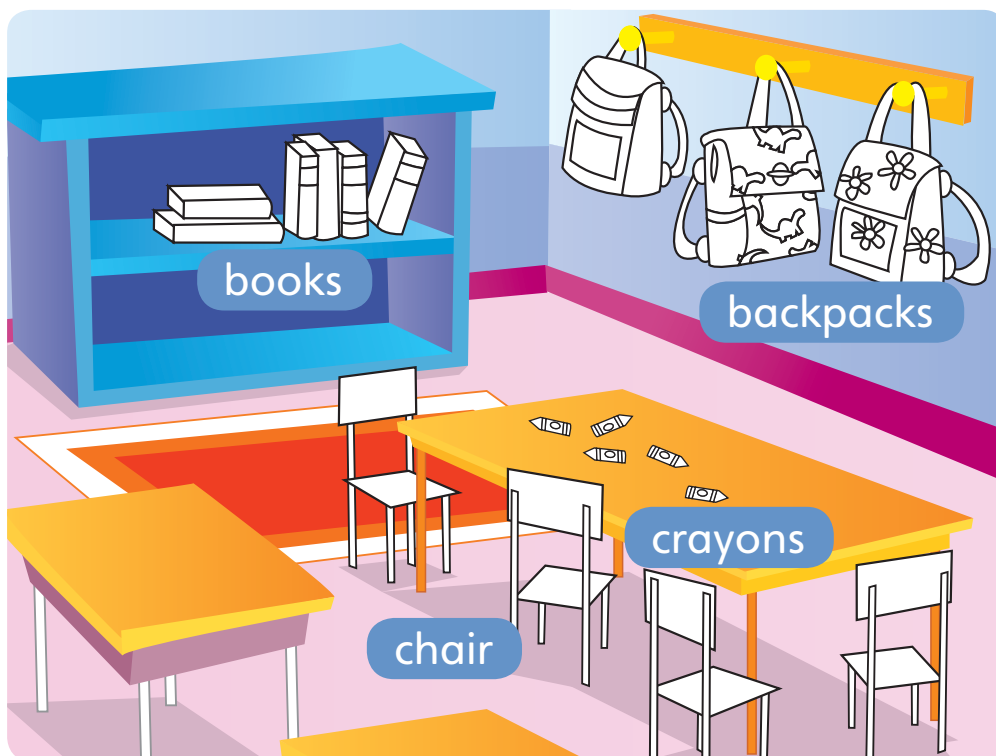
nine

10

ten

<sup>25</sup>  
**14**

**Listen. Count and color.**



**THINK  
BIG**

**Look around. What numbers  
do you see in your class?**

I will learn about classrooms around the world.

<sup>26</sup>  
**15** Look, listen, and repeat.



1 Kenya


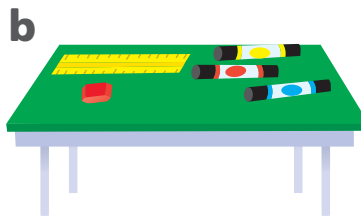


2 The United States of America



3 China

<sup>27</sup>  
**16** Listen. Match the desk with the person above.



**17** What do you have on your desk? Draw and say.



It's a... . They're... .

**THINK  
BIG**

What can you find in classrooms everywhere?

I will learn to use the sounds a, t, p, n.

<sup>28</sup>  
**18** Listen and point. Then say.

a b c d e f g h i  
j k l m n o p q r  
s t u v w x y z

<sup>29</sup>  
**19** Listen, look, and repeat.

1 a

2 t

3 p

4 n

<sup>30</sup>  
**20** Listen and find. Then say.



pan



ant



nap



tap

<sup>31</sup>  
**21** Listen and blend the sounds.

1 a-n

an

2 p-a-t

pat

3 t-a-n

tan

4 a-t

at

<sup>32</sup>  
**22** Underline a, t, p, and n. Then listen and chant.

Pat the ant  
Has a tan.  
Pat the ant  
Takes a nap.



34  
23

Listen and find the picture. Then listen and repeat.

a



b



24

Look at 23. Role-play with a partner.



How can you be polite in class?



Project

25


Make a **Be Polite** poster.



**Be Polite!**

Thank you.

You're welcome.



## <sup>35</sup> 26 Listen. Look and match.

1 It's an eraser.

a




2 It's a book.

b



3 It's a desk.

c



4 It's a crayon.

d



5 It's a chair.

e




## <sup>36</sup> 27 Listen and circle.

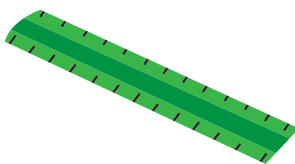

1



2



3



### I Can

- use words for objects in the classroom.



37  
28

Look and find the differences. Then listen and check.



Picture A



Picture B

38  
29

Listen and play a game.

I Can

- talk about classroom objects.



# 2

# My Family

## Vocabulary


I will learn to name family members.



## Song Time!



Listen, look, and say.



Play the acting game.



**Listen and sing. Then look at 1 and find.**

## I Love My Family



My family, my family!  
I love my family.  
See them in this picture.  
They mean so much to me.

My family, my family!  
I love my family.

I love them and they love me,  
That's why we're family!

My father, my mother!  
My sister, my brother!  
We have so much fun.  
They're number one.



**Look at 3 and circle the correct answer.**

1 grandfather / father

2 mother / sister

3 mother / brother

4 sister / brother



**Look at 3. Ask and answer.**



Who's he?

He's my grandfather.



Who's in your family? Who is in your friend's family? Are all families the same?


# Story

I will read a story about family members.



Listen and read. How many brothers? How many sisters?

## A Big Family






**7 Look at the story. Then circle.**

- 1 She's my mother.
- 2 He's my father.
- 3 They're my brother and sister.



Who's missing?  
Draw.



# Language in Action

I will listen to a dialog about family members.



**Listen and read. Then say.**

**Pam:** Who are they?

**John:** She's my sister and he's my brother.

**Pam:** How many brothers and sisters do you have?

**John:** I have one sister and two brothers.




**Look at 8. Role-play with a partner.**




**Listen and stick. Then say.**


1



2



3



4



I will learn to use *How many... do you have? I have...*

How many brothers and sisters **do** you **have**?

I **have** one brother.

I **have** two sisters.



**Listen and circle.**


1



2



3



4



**12**

**Ask and answer about your family.**



How many brothers and sisters do you have?

I have two sisters.



I will learn to say who a person is.

49  
13

**Look, listen, and repeat. Then say.**

brother   sister   father   mother



**1** boy



**2** girl



**3** man




**4** woman

This is a boy. He's my brother.

50  
14

**Listen and point. How many boys and girls do you see? How many men and women do you see?**

**a**



**b**



**c**



**d**



**THINK  
BIG**

Is your teacher a man or a woman?

I will learn popular names around the world.

52  
15

Look and listen.

## Popular Names

1



2




3



16

Make a name tag. Cut and wear.



Luis



17

Ask and answer. Count the names in your class.

| Name  | How many? |
|-------|-----------|
| Maria | 3         |
| Juan  | 4         |

| Name     | How many? |
|----------|-----------|
| Isabella | 2         |
| Miguel   | 1         |

THINK  
BIG

What are the most popular names in your class?

I will learn to use the sounds i, s, b, d.

<sup>53</sup>  
**18** Listen, look, and repeat.

1 i

2 s

3 b

4 d

<sup>54</sup>  
**19** Listen and find. Then say.



sit



in



dad



bat

<sup>55</sup>  
**20** Listen and blend the sounds.

1 i-s is

2 p-i-n pin

3 b-a-d bad

4 d-i-p dip

5 s-a-d sad

6 i-t it

<sup>56</sup>  
**21** Underline i, s, b, and d. Then listen and chant.

Don't sit, sit, sit  
On a pin, pin, pin.  
It's bad, bad, bad  
To sit on a pin!



58  
22

Listen and read. Then circle.



1 Pam helps her **brother** / **sister**.



2 Tommy helps his **brother** / **sister**.

23

Look at 22. Role-play with a partner.

THINK  
BIG

How do you help your family?  
Can you help more?



Project

24

Make an **I Can Help** poster.




<sup>60</sup>  
**25** Listen and ✓.

1 a



b



2 a



b



3 a




b



4 a



b



<sup>61</sup>  
**26** Listen and number.

a



b



c



**I Can**

- use family words.

