

Oxford Phonics World 1

with 2 interactive
Multi-ROMs

The Alphabet



Kaj Schwermer
Julia Chang
Craig Wright

OXFORD

Oxford Phonics World 1

The Alphabet

Kaj Schwermer Julia Chang Craig Wright



OXFORD
UNIVERSITY PRESS

The Alphabet

Unit 1

Aa Bb Cc 4

Aa..... apple ax ant alligator

Bb..... bear bird bed banana

Cc..... cat cup car computer

Story11

Unit 2

Dd Ee Ff 12

Dd..... dog desk doll duck

Ee..... egg elbow envelope elephant

Ff..... fish fan farm fork

Story19

Review 1

Song 20

Game 23

Unit 3

Gg Hh Ii 24

Gg..... gorilla goat gift girl

Hh..... horse hat house hot dog

Ii..... insect ink igloo iguana

Story31

Unit 4

Jj Kk Ll 32

Jj..... jet jam juice jacket

Kk..... kangaroo key king kite

Ll..... lion lamp leaf lemon

Story39


Review 2

Song 40

Game 43



Unit 5

Mm Nn Oo 44

Mm monkey milk money mouse

Nn nut net nest nose

Oo octopus ox olive ostrich

Story51

Unit 6

Pp Qq Rr 52

Pp peach pen panda pineapple

Qq queen quiz quilt question

Rr rabbit rose rice robot


Story59

Review 3

Song 60

Game 63

Unit 7

Ss Tt Uu Vv 64

Ss seal sun soap socks

Tt turtle tent tiger teacher

Uu umbrella up uncle umpire

Vv van vet vest violin

Story73

Unit 8

Ww Xx Yy Zz 74

Ww wolf web water watch

Xx fox box six wax

Yy yo-yo yak yogurt yacht

Zz zipper zero zoo zebra

Story83

Review 4

Song 84

Game 87

The Alphabet Song 88

Student Cards89

Certificate 103

A Listen and repeat. disc 1
03




angry apple

B Listen, point, and repeat. disc 1
04


1.



2.



3.

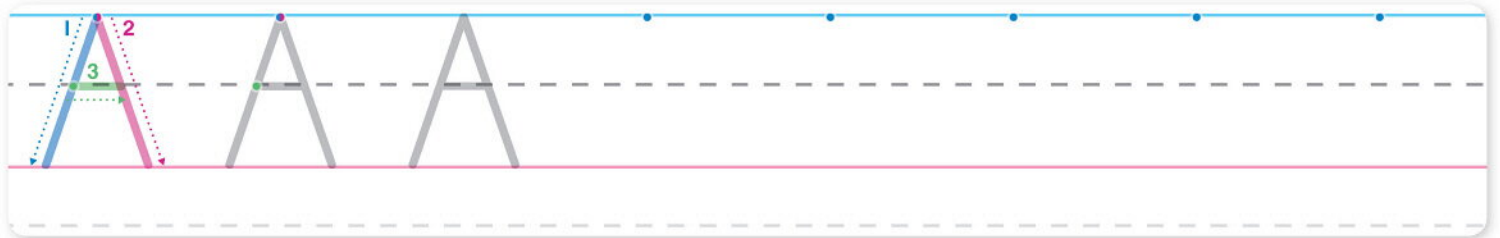


4.

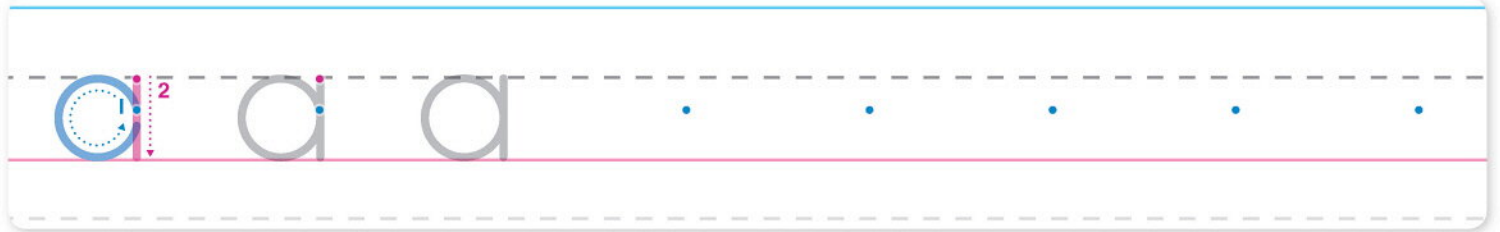


C Trace, write, and say.


A





a



D Listen. Then write Aa or cross it out. disc 1 05



E Listen and chant. disc 1 06





A Listen and repeat. disc 1 07



big bear

B Listen, point, and repeat. disc 1 08

1.



2.



3.



4.



C Trace, write, and say.

B B B B


b b b

D Connect. Then write Bb.

Bb

Blank writing area for Bb.

E Listen and chant.






A Listen and repeat. disc 1
10



cool cat

B Listen, point, and repeat. disc 1
11


1.



2.



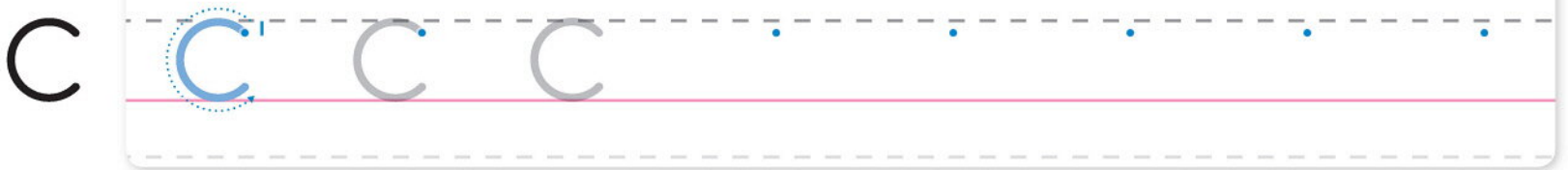
3.



4.



C Trace, write, and say.



D Write Cc. Then match.

1. 2. 3. 4. 5. 6. 7. 8. 9.

E Listen and chant.



A Which ones begin with the same sound? Circle.

1.



2.



3.



B Listen and circle.

disc 1
13

1.



C B A
b a c

2.



A B C
a c b


3.



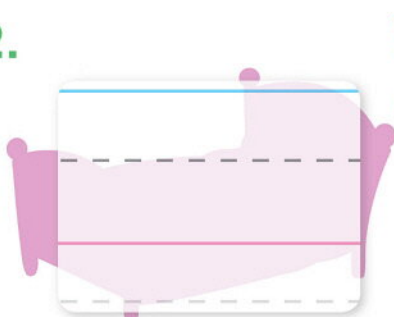
B A C
c b a

C Write.

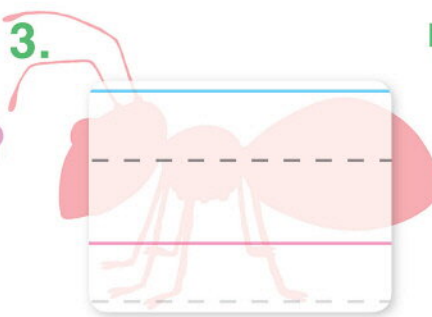
1.



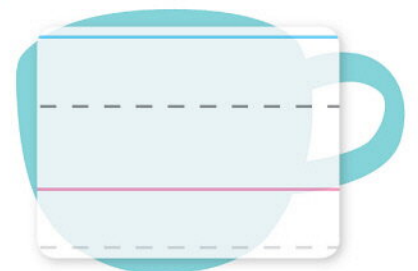
2.



3.



4.



D Look and listen. Read along. disc 1
14



Sight words: an a it is





A Listen and repeat. disc 1
15



dizzy dog

B Listen, point, and repeat. disc 1
16







C Trace, write, and say.





D





d





D Which one begins with the **d** sound? Listen and circle.

disc 1
17

1.    

2.    

3.    

4.    

E Listen and chant.

disc 1
18

A  .




A Listen and repeat. disc 1
19



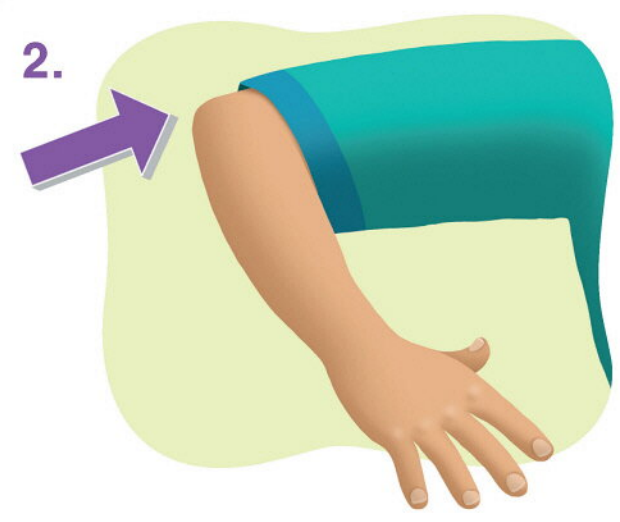
energetic egg

B Listen, point, and repeat. disc 1
20


1.




2.



3.



4.



C Trace, write, and say.

E e

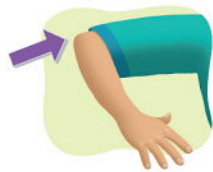
D Listen. Then write Ee or cross it out.

disc 1
21

E Listen and chant.

disc 1
22

An .







A Listen and repeat. disc 1
23



funny fish

B Listen, point, and repeat. disc 1
24



C Trace, write, and say.

Tracing practice for uppercase 'F' and lowercase 'f'. The first row shows uppercase 'F' with stroke order: 1 (vertical line down), 2 (top horizontal line right), 3 (middle horizontal line right). The second row shows lowercase 'f' with stroke order: 1 (curved line down), 2 (horizontal line right). Each letter is followed by a dashed version for tracing and a solid version for writing on a three-line grid.

D Match and write.

Match and write activity. Four numbered items are shown: 1. A purple fan, 2. A goldfish, 3. A silver fork, 4. A farm scene. Below them are four boxes for writing, each containing a dashed outline of one of the items. A line connects the fan to its corresponding dashed box.

E Listen and chant.



It is a  .



A row of four icons: a farm scene, a purple fan, a silver fork, and a goldfish. A dashed line with a musical note at the end arches over these icons.

A Which ones begin with the same sound? Circle.

1.



2.



3.




B Listen and circle. disc 1
26

1.



D F E
e f d

2.



E D F
d f e


3.



F D E
e d f

C Listen and write. disc 1
27

1.



2.






3.



4.



D Look and listen. Read along. disc 1
28



Sight words: I see have

Review 1

Aa Bb Cc Dd Ee Ff



A Look and listen. Sing along.

disc 1
29



Song

B







Aa

Bb

B Listen, circle, and write.

disc 1
30



1.

1.    

2.

2.    



3.

3.    



4.

4.    





5.

5.    













6.

6.    

C Listen. Do you hear the same sound? Draw 😊 or ☹️. disc 1
31



D Match and say.

1. C			• a
2. F			• f
3. B			• e
4. D			• c
5. A			• b
6. E			• d



E Play the game.

The board game consists of a central spinner divided into six colored segments, each labeled with a letter pair: Aa (blue), Bb (green), Cc (red), Dd (purple), Ee (yellow), and Ff (orange). A yellow arrow points to the 'Ff' segment. The spinner is surrounded by 24 cards, each featuring a different illustration. The cards are arranged in a grid-like pattern around the spinner. The top row includes 'Start', a dog, a fan, a cat, and a cup. The second row includes a fork, a computer, a bed, an envelope, and an ant. The third row includes an apple, a hand, and a bird. The fourth row includes a girl, a banana, and a barn. The fifth row includes a car, a table, an axe, a fish, and an egg. The bottom row includes 'End', a crocodile, an elephant, a duck, and a bear.


A Listen and repeat. disc 1
32



good gorilla

B Listen, point, and repeat. disc 1
33

1.




2.



3.







4.











C Trace, write, and say.





G  

D Which one begins with the **g** sound? Listen and circle. disc 1
34


1.    

2.    

3.    

4.    

E Listen and chant. disc 1
35


I see a  .








A Listen and repeat. disc 1
36



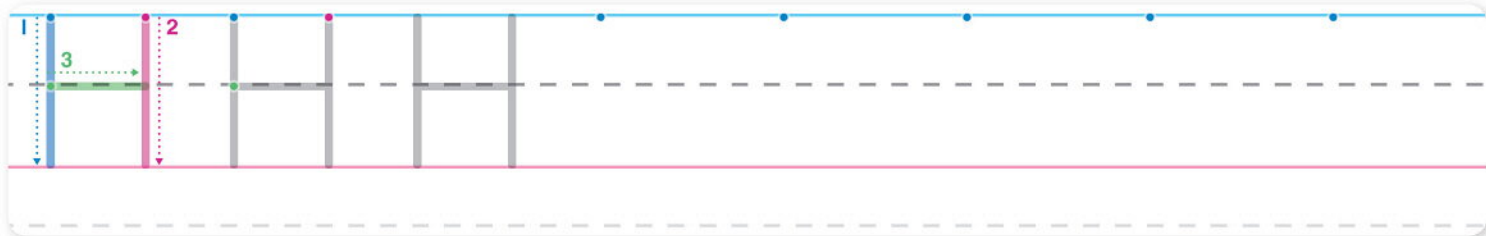
happy horse

B Listen, point, and repeat. disc 1
37

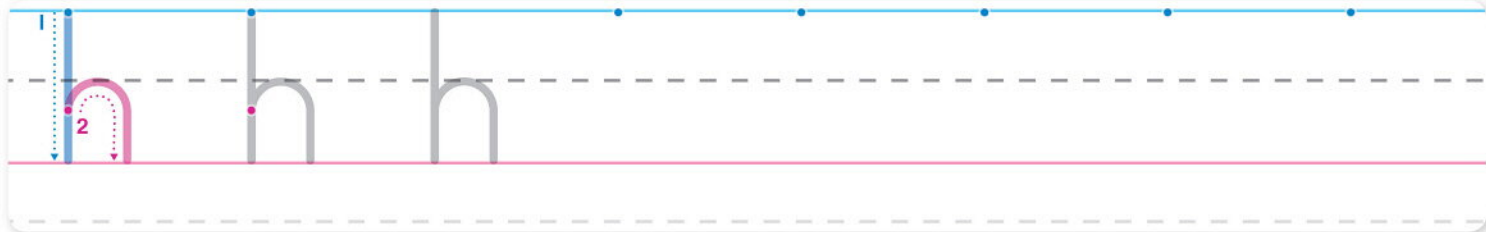


C Trace, write, and say.

H










h








D Listen and write. Then match.

disc 1
38

1     4 

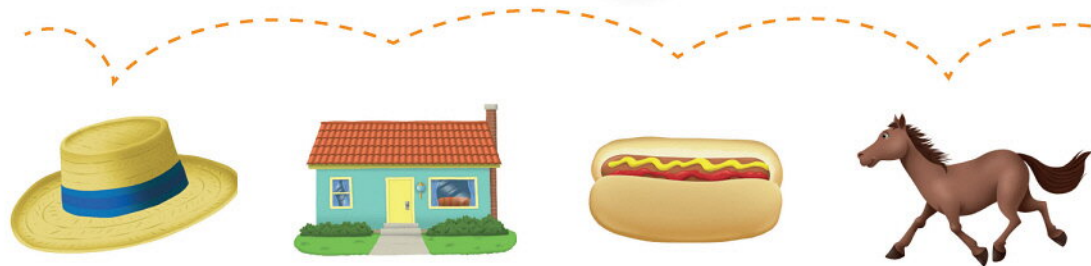
2  5 

3     6 

E Listen and chant.

disc 1
39

It is a  .








A Listen and repeat. disc 1
40



interesting insect


B Listen, point, and repeat. disc 1
41



C Trace, write, and say.




D Which ones begin with the **i** sound? Trace and color.



E Listen and chant.



I have an





A Which ones begin with the same sound? Circle.

1.



2.



3.



B Listen and circle.

disc 1
43

1.



I G H
g h i

2.



G I H
i h g

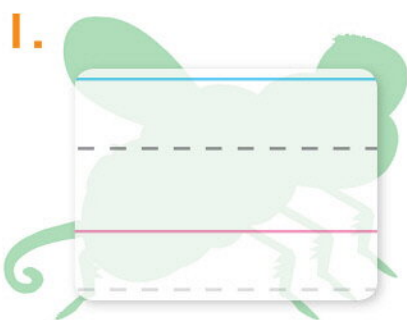
3.



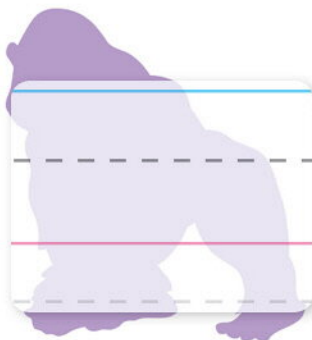
H G I
h i g

C Write.

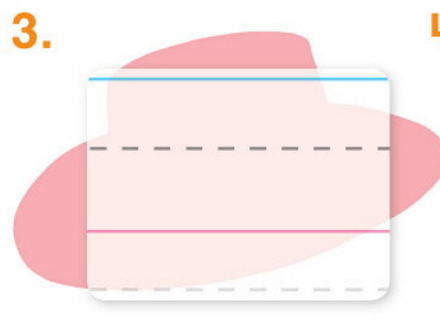
1.




2.



3.



4.



D Look and listen. Read along.

disc 1
44



Sight words: want this my

A Listen and repeat. disc 1
45



Jj

jumbo jet

B Listen, point, and repeat. disc 1
46


1.




2.



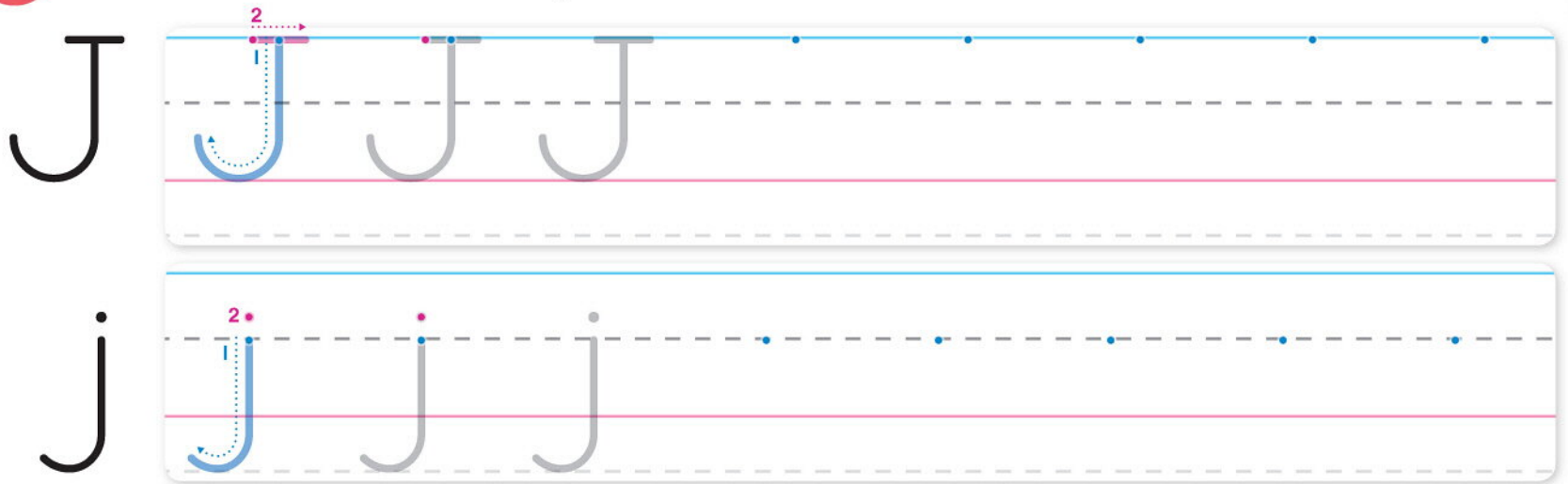
3.



4.



C Trace, write, and say.




D Connect. Then write Jj.



E Listen and chant.



I want




A Listen and repeat. disc 1
48

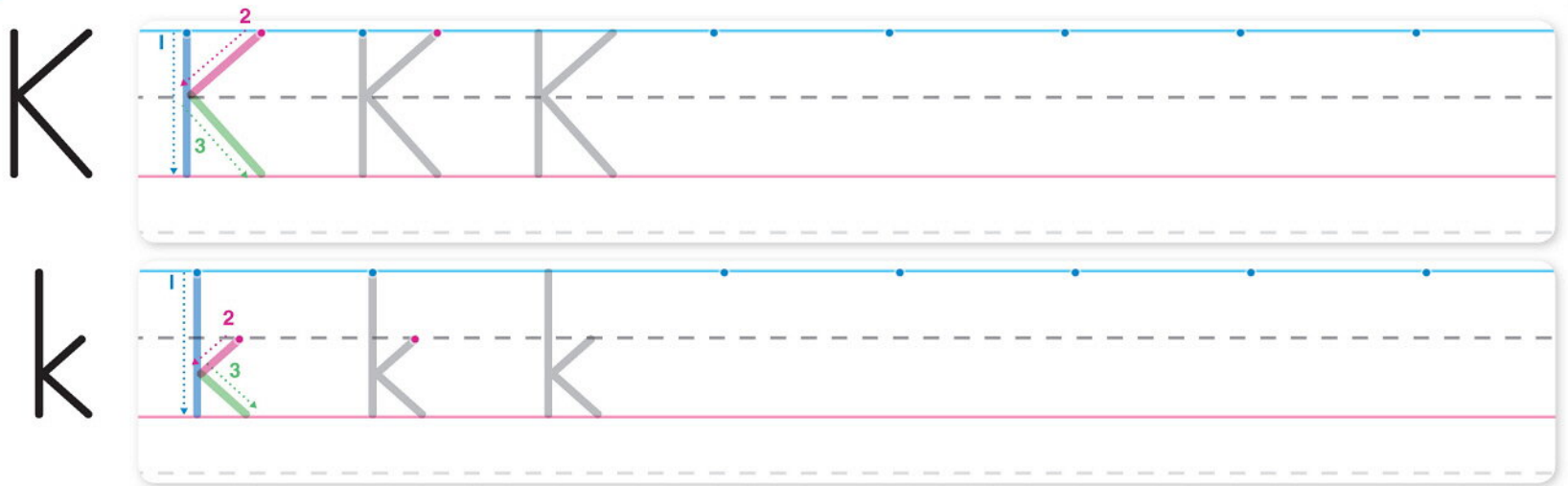


kicking kangaroo

B Listen, point, and repeat. disc 1
49



C Trace, write, and say.



D Listen. Then write Kk or cross it out. disc 1 50



E Listen and chant. disc 1 51

This is a  .





A Listen and repeat. disc 1
52



lazy lion

B Listen, point, and repeat. disc 1
53

1.



2.



3.



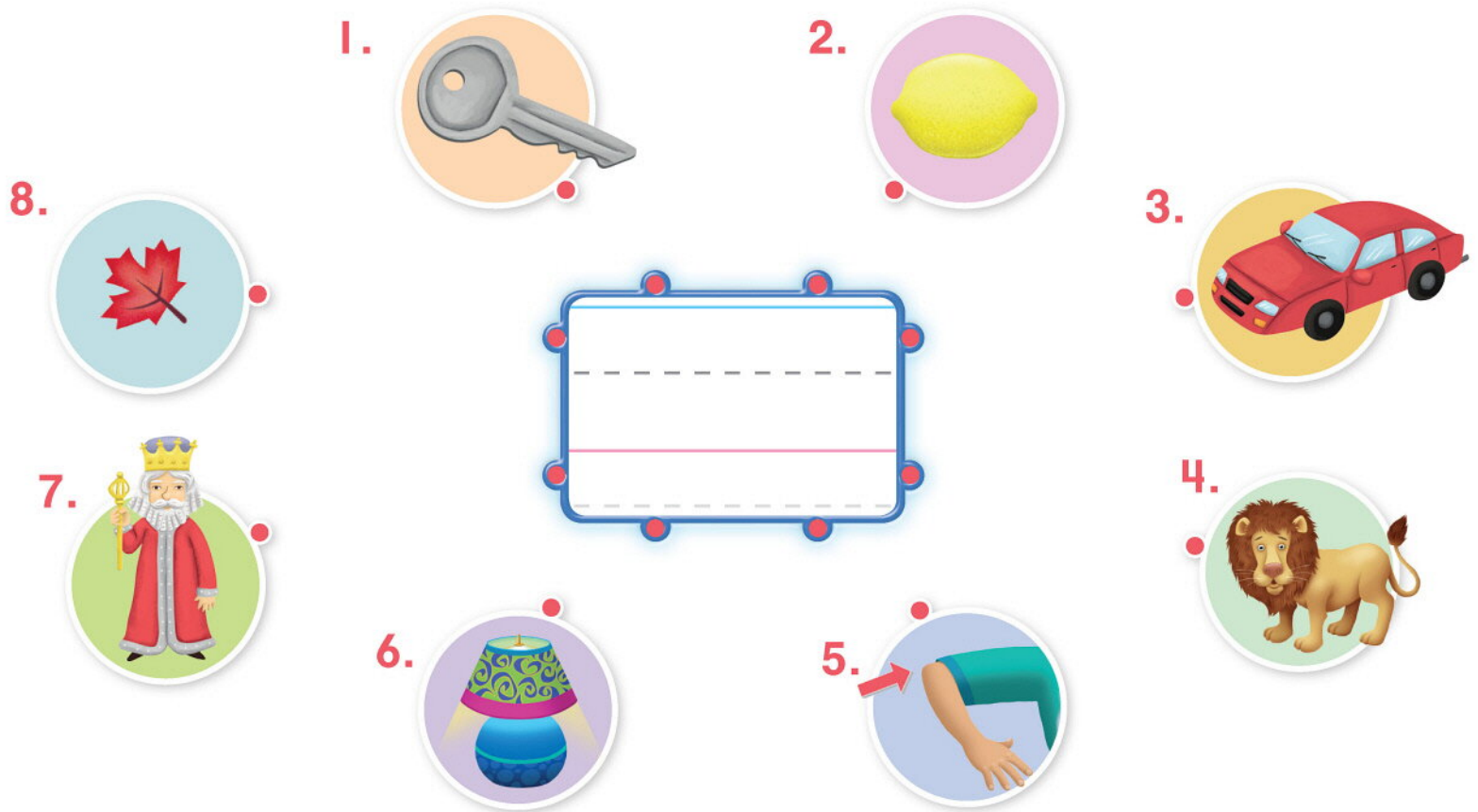
4.




C Trace, write, and say.




D Write Ll. Then match.



E Listen and chant.  disc 1 54 

This is my  .



A Which ones begin with the same sound? Circle.

1.



2.



3.



B Listen and circle.

disc 1
55

1.



K L J
l k j

2.



J K L
k l j

3.



L J K
j l k

C Listen and write.

disc 1
56

1.

Blank handwriting lines for writing the letter 'k'.

2.

Blank handwriting lines for writing the letter 'l'.

3.

Blank handwriting lines for writing the letter 'j'.

4.

Blank handwriting lines for writing the letter 'k'.

D Look and listen. Read along. disc 1
57



Sight words: that like the and



Review 2

Gg Hh Ii Jj Kk Ll

Song

A Look and listen. Sing along.

disc 1
58







B Listen, circle, and write.

disc 1
59

1.

1.    





2.

2.    

3.

3.    



4.

4.    

5.

5.    

6.

6.    



Ii



Jj



Kk



Ll



Mm



Nn



Oo




Pp




Cc

C Listen. Do you hear the same sound? Draw 😊 or ☹️. disc 1
60



D Match and say.

1. G •



• h

2. J •



• k

3. H •




• l

4. I •



• g

5. L •



• j

6. K •




• i



E Play the game.

The board game features a central spinner divided into six colored sections with the following letters: Gg (blue), Hh (green), Ii (red), Jj (purple), Kk (yellow), and Ll (orange). A yellow arrow points to the 'Ii' section. The game path starts at a 'Start' box (green) with a ladybug and ends at an 'End' box (red) with a lamp. The path is marked by blue slides and green ladders. Various items are placed in boxes along the path, including a house, airplane, king, gift, apple box, igloo, gorilla, key, hat, girl, leaf, and ant.

A Listen and repeat. disc 2
02



merry monkey

B Listen, point, and repeat. disc 2
03



C Trace, write, and say.

M

m

D Listen and write. Then match.

disc 2
04

1				4
2				5
3				6

E Listen and chant.

disc 2
05

I like the .





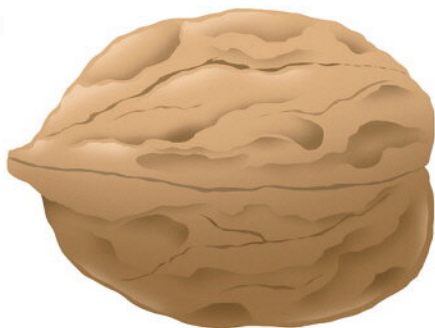
A Listen and repeat. disc 2
06



noisy nut

B Listen, point, and repeat. disc 2
07

1.



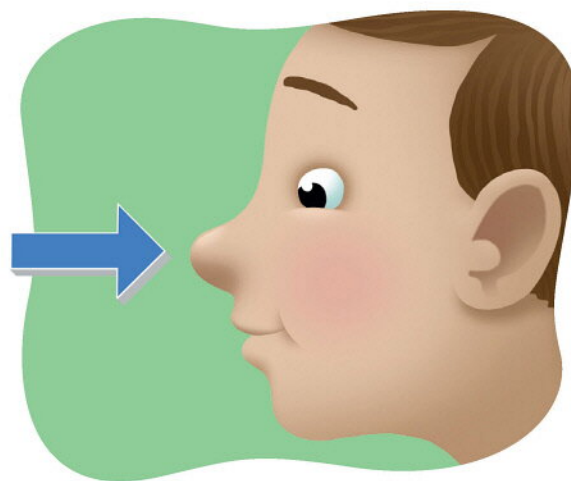
2.



3.



4.


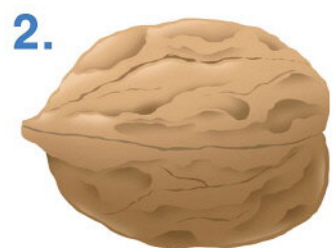




C Trace, write, and say.

N 

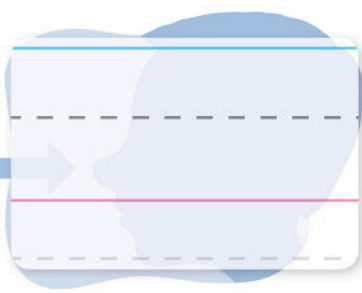

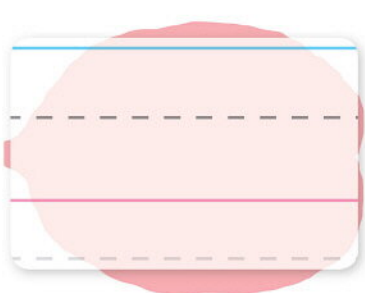
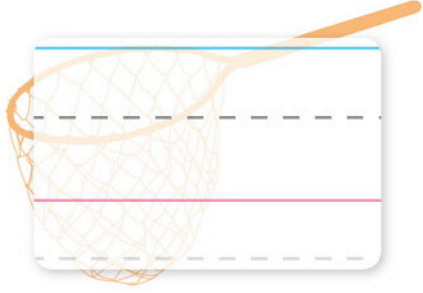
n 

D Match and write.


1.  2.  3.  4. 


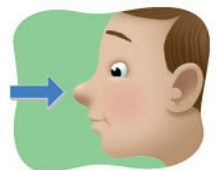


• • • •

• • • •

E Listen and chant. 

That is a 






A Listen and repeat. disc 2
09




orange octopus

B Listen, point, and repeat. disc 2
10


1.



2.



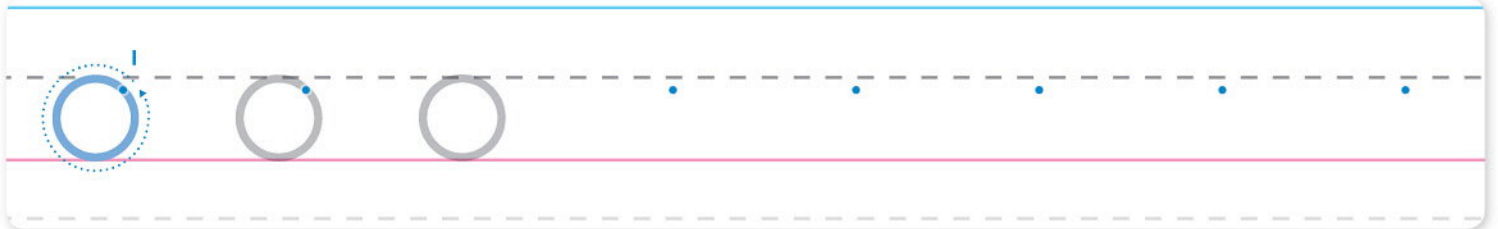
3.



4.



C Trace, write, and say.



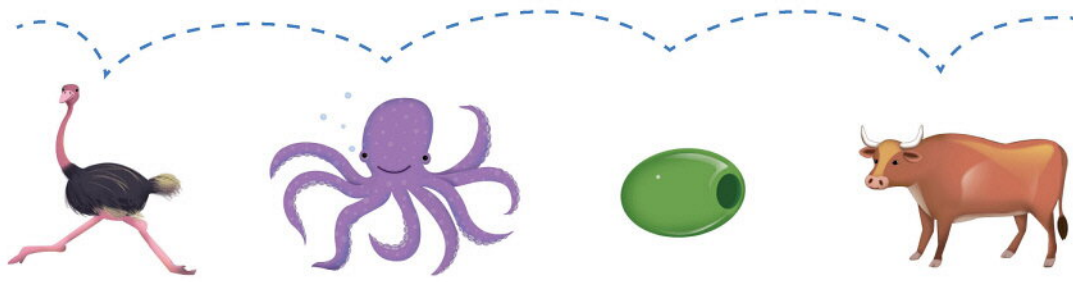
D Which ones begin with the **o** sound? Trace and color.



E Listen and chant.



I see the  .



A Which ones begin with the same sound? Circle.

1.



2.



3.



B Listen and circle.

disc 2
12

1.




M O N
o n m

2.



M N O
n o m

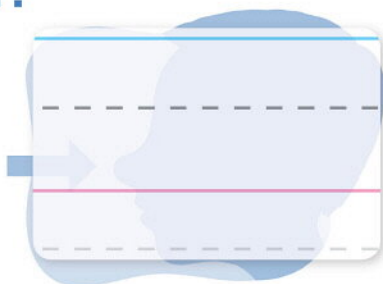
3.



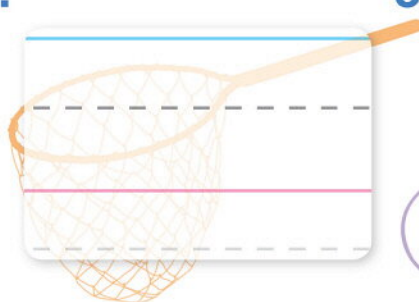
O M N
m n o

C Write.


1.



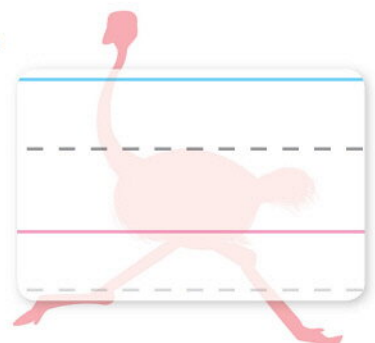
2.



3.



4.



D Look and listen. Read along.

disc 2
13



Sight words: no yes your


A Listen and repeat. disc 2
14



pink peach

B Listen, point, and repeat. disc 2
15

1.




2.



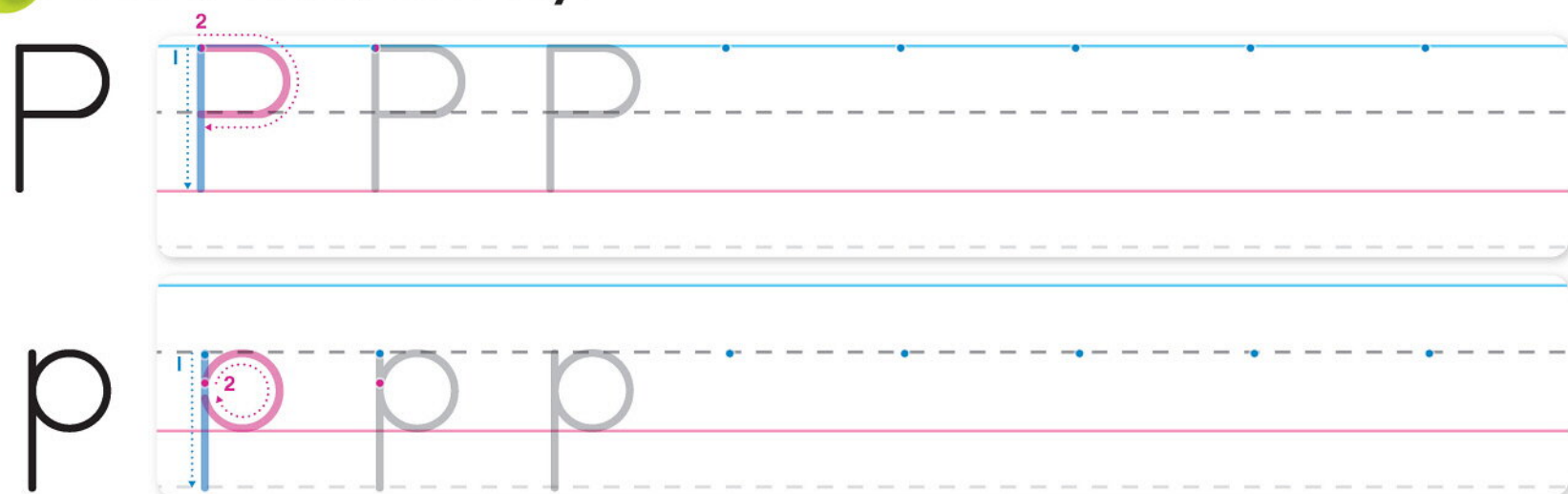
3.



4.











C Trace, write, and say.











D Which one begins with the **p** sound? Listen and circle.

disc 2
16

1.    


2.    


3.    

4.    

E Listen and chant.

disc 2
17

Is that your  ?





A Listen and repeat. disc 2
18




quiet queen

B Listen, point, and repeat. disc 2
19



2.



3.

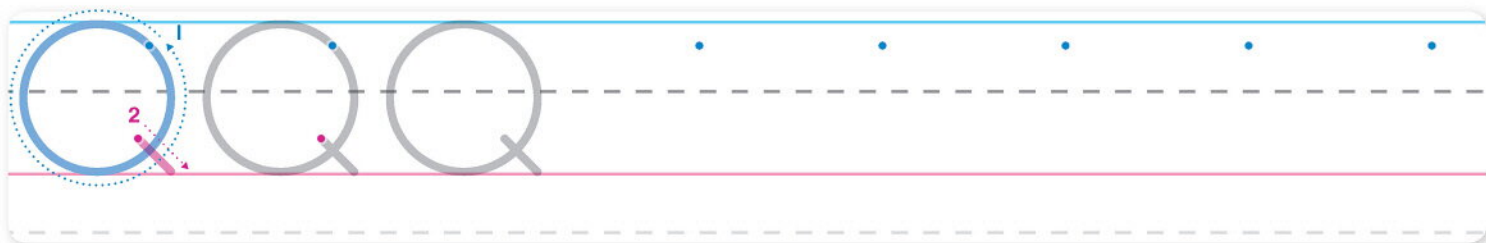


4.

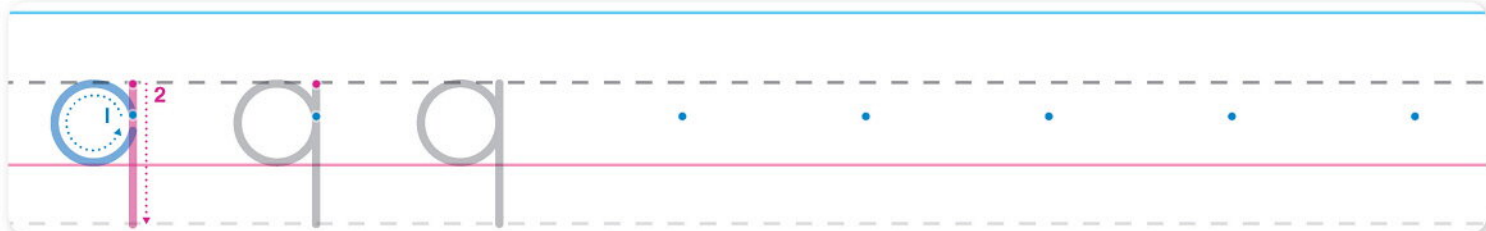


C Trace, write, and say.


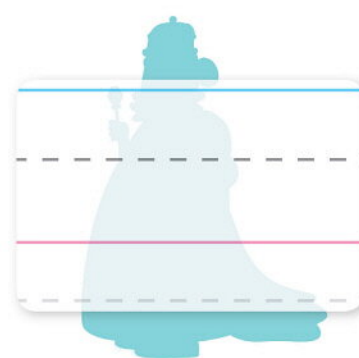
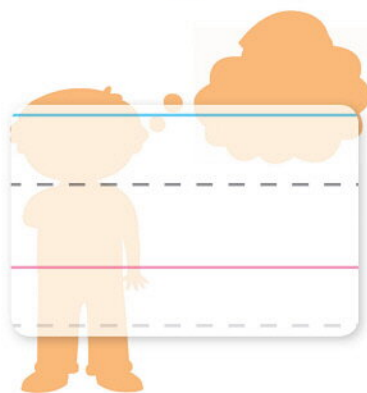
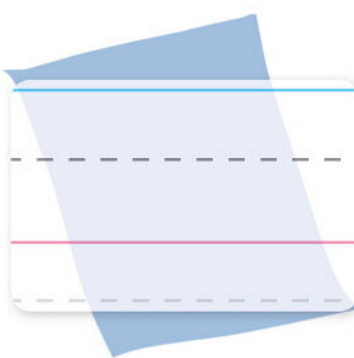
Q



q



D Match and write.



E Listen and chant.



Is this a  ?






A Listen and repeat. disc 2
21




racing rabbit

B Listen, point, and repeat. disc 2
22

1.




2.



3.




4.



C Trace, write, and say.




D Connect. Then write Rr.



E Listen and chant.



That is your .



A Which ones begin with the same sound? Circle.

1.



2.




3.



B Listen and circle.

disc 24

1.



P Q R
p r q

2.



Q P R
p q r

3.



R P Q
q r p

C Listen and write.

disc 25

1.

Blank writing lines for the first item.

2.

Blank writing lines for the second item.

3.

Blank writing lines for the third item.

4.

Blank writing lines for the fourth item.

D Look and listen. Read along. disc 2
26



Sight words: am small big



Review 3

Mm Nn Oo Pp Qq Rr



A Look and listen. Sing along.



Song



B Listen, circle, and write.


disc 2
28

1.



Blank writing lines for the first row.

2.



Blank writing lines for the second row.

3.



Blank writing lines for the third row.

4.




Blank writing lines for the fourth row.

5.



Blank writing lines for the fifth row.

6.

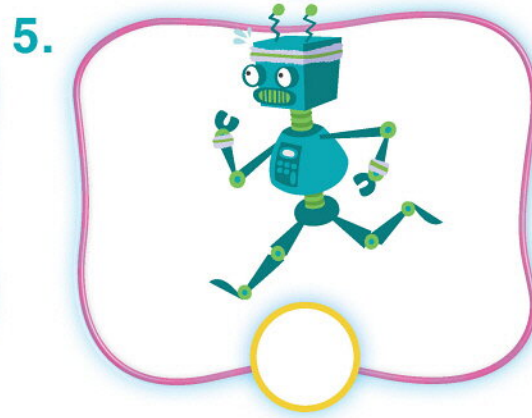





Blank writing lines for the sixth row.



Mm Nn Oo Pp Qq Rr

C Listen. Do you hear the same sound? Draw 😊 or ☹️. disc 29



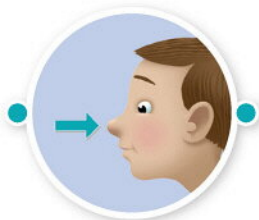
D Match and say.

1. P •



• r

2. M •



• q

3. Q •



• n

4. O •




• o

5. R •



• m

6. N •




• p

E Play the game.





A Listen and repeat. disc 2
30



super seal










B Listen, point, and repeat. disc 2
31



C Trace, write, and say.

S S S S S S S S S S S S





D Write Ss. Then match.

1.  2.  3.  4.  5.  6.  7.  8.  

E Listen and chant.



I see the 






A Listen and repeat. disc 2
33



tall turtle

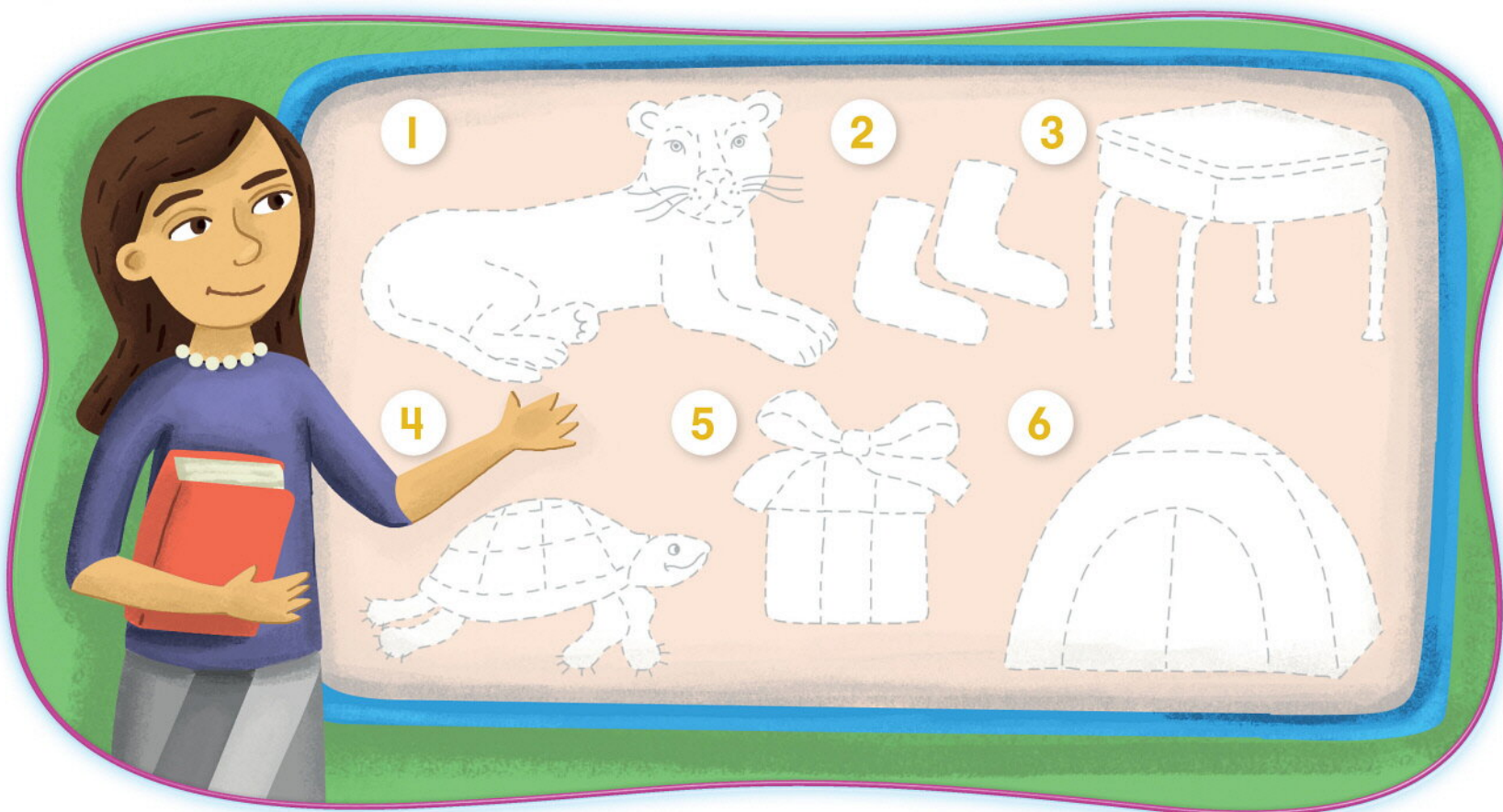
B Listen, point, and repeat. disc 2
34



C Trace, write, and say.




D Which ones begin with the **t** sound? Trace and color.



E Listen and chant.



That is my .



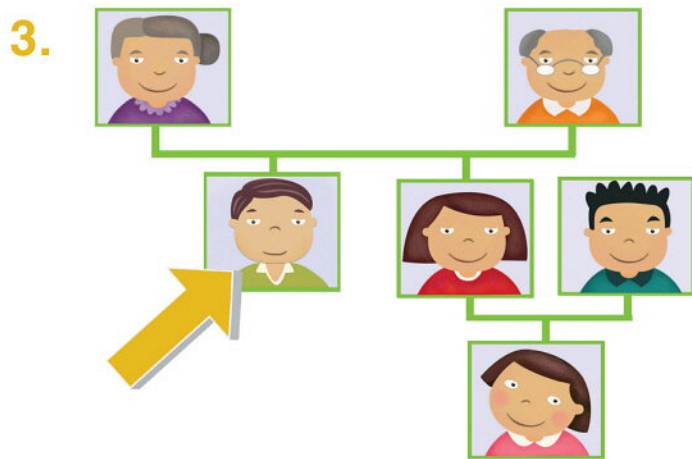


A Listen and repeat. disc 2
36

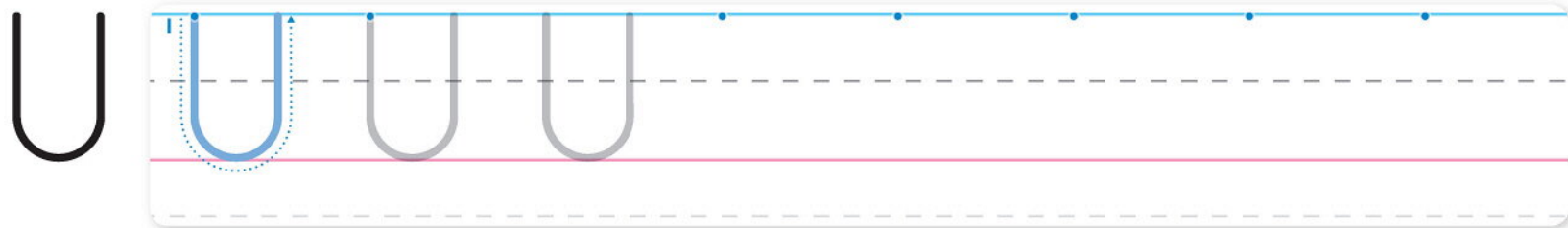



unhappy umbrella

B Listen, point, and repeat. disc 2
37



C Trace, write, and say.

U 

u 

D Listen and write. Then match. disc 2
38

1 				4 
2 				5 
3 				6 

E Listen and chant. disc 2
39 

This is an  .





A Listen and repeat. disc 2
40



violet van

B Listen, point, and repeat. disc 2
41

1.



2.



3.

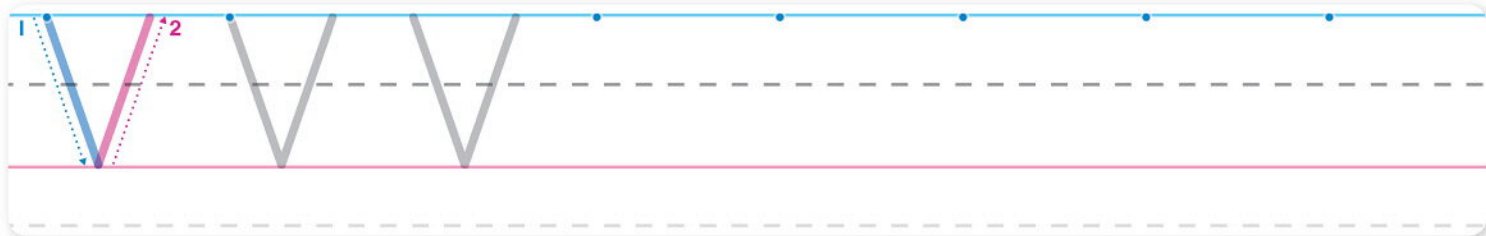


4.

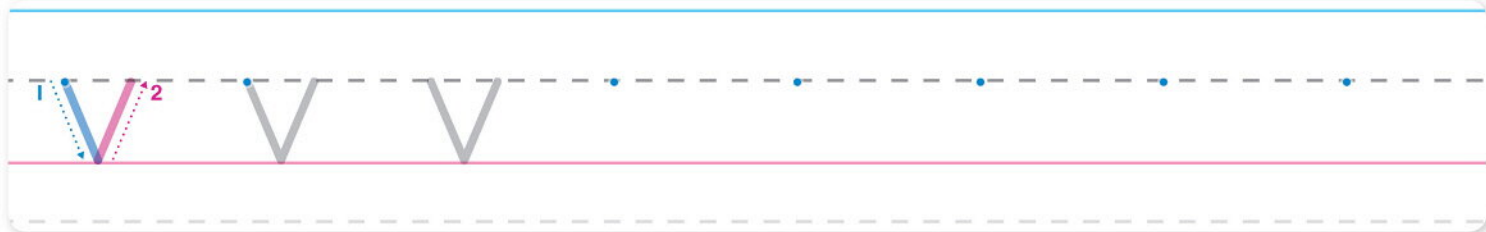


C Trace, write, and say.

V




v



D Which one begins with the **v** sound? Listen and circle.

disc 2
42

1.



2.



3.



4.




E Listen and chant.


disc 2
43


Is this your  ?




A Which ones begin with the same sound? Circle.

1. 

2. 

3. 

4. 

B Listen and circle. disc 2
44

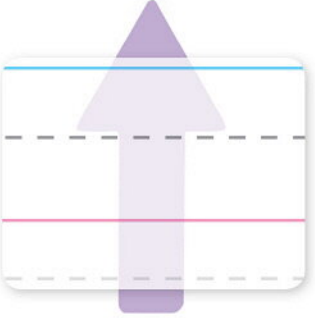
1. 
S V U
u s v


2. 
S T V
t s v

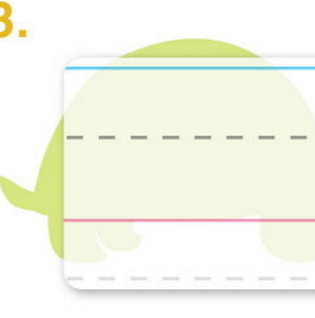
3. 
T S U
u s t


4. 
U T V
v t u

C Write.

1. 

2. 


3. 

4. 

D Look and listen. Read along. disc 2
45



Sight words: hi he do you don't



A Listen and repeat. disc 2
46




wise wolf

B Listen, point, and repeat. disc 2
47

1.



2.



3.

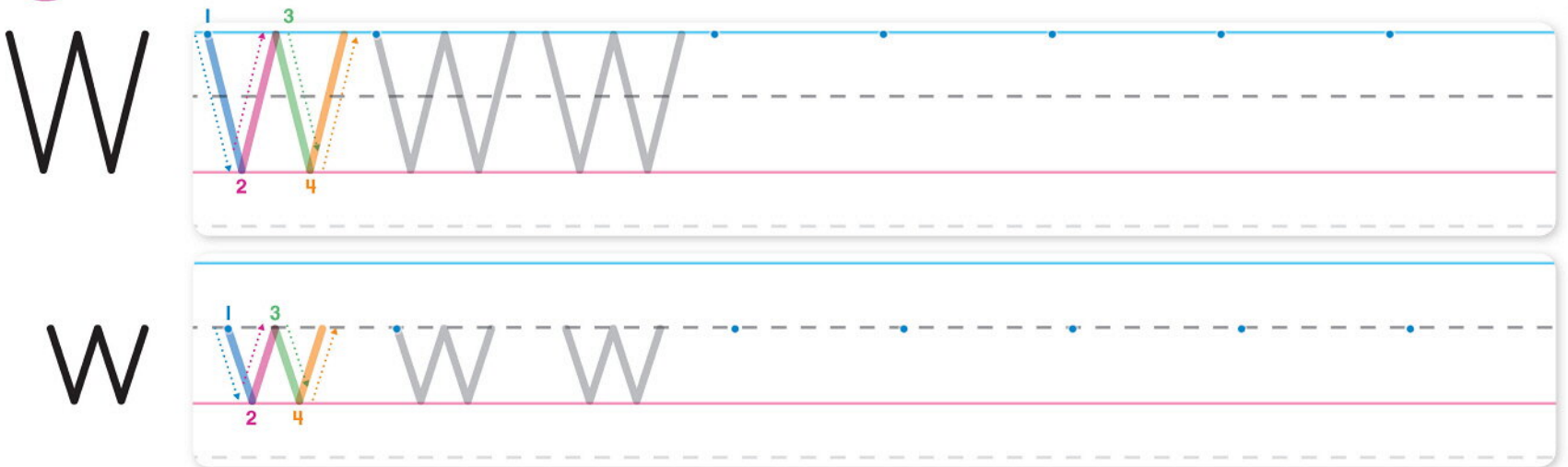


4.



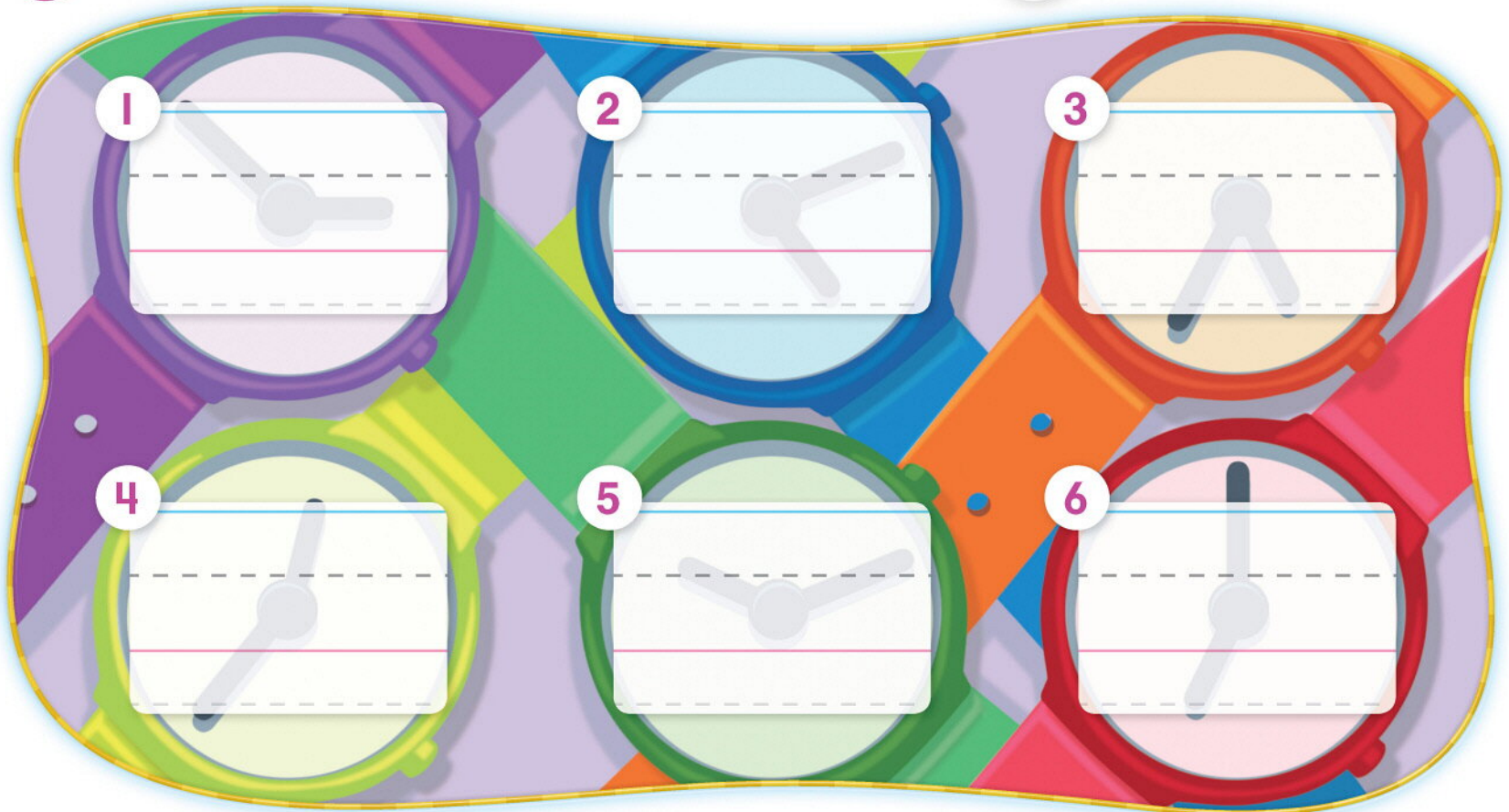
C Trace, write, and say.

W



D Listen. Then write Ww or cross it out.

disc 2
48



E Listen and chant.

disc 2
49

Do you see a  ?





A Listen and repeat. disc 2
50



fox in a box

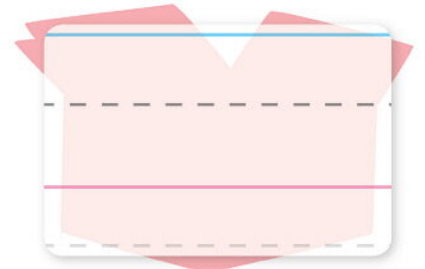
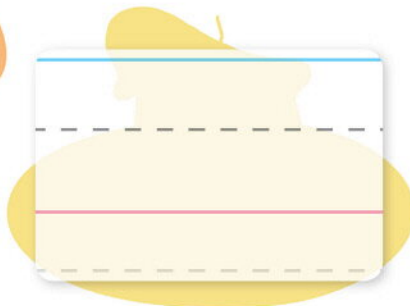
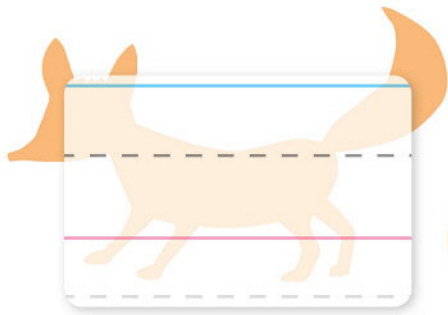

B Listen, point, and repeat. disc 2
51



C Trace, write, and say.



D Match. Then write Xx.



E Listen and chant.



Do you see the ?



A Listen and repeat.



yellow yo-yo

B Listen, point, and repeat.

1.



2.



3.



4.



C Trace, write, and say.

Y



y



D Listen and write. Then match.


disc 2
55

1				4
2				5
3				6

E Listen and chant.

disc 2
56

I don't have a



A Listen and repeat.



zigzag zipper

B Listen, point, and repeat.



C Trace, write, and say.

Tracing practice for uppercase Z and lowercase z. Each row shows a large letter with stroke order arrows (1: diagonal down, 2: diagonal up, 3: horizontal) followed by several dashed versions for tracing on a three-line grid.

D Connect. Then write Zz.

A colorful scene with various objects and animals. Dashed lines with the letter 'Z' connect to a blank writing box on the right. The scene includes a zebra, a house, a car, a spider, a leaf, a pineapple, a person, a kangaroo, an elephant, and a monkey.

E Listen and chant.



Do you want a  ?



Illustrations of a zebra, a zoo scene, a ring, and a zipper, connected by a dashed line with a musical note at the end.

A Which ones have the same sound? Circle.

1.



2.



3.



4.

6



B Listen and circle. disc 2 60

1.




Z W X
w z x

2.



Z Y X
x z y

3.



Y W Z
y z w

4.



W X Y
y w x

C Listen and write. disc 2 61

1.

Blank handwriting lines for the letter Z.

2.

Blank handwriting lines for the letter X.

3.

Blank handwriting lines for the letter Y.

4.

Blank handwriting lines for the letter W.

D Look and listen. Read along. disc 2
62



Sight words: has what

Review 4

Ss Tt Uu Vv Ww Xx Yy Zz



A Look and listen. Sing along.

disc 2
63


Song



B Listen, circle, and write.


disc 2
64

1.




Blank writing lines for the first exercise.

2.




Blank writing lines for the second exercise.

3.




Blank writing lines for the third exercise.

4.



Blank writing lines for the fourth exercise.

5.




Blank writing lines for the fifth exercise.

6.



Blank writing lines for the sixth exercise.

7.



Blank writing lines for the seventh exercise.

8.



Blank writing lines for the eighth exercise.



C Listen. Do you hear the same sound? Draw 😊 or ☹️. disc 2
65

1. 	2. 	3. 	4. 
5. 	6. 	7. 	8. 

D Match and say.

1. U					S
2. S					W
3. V					t
4. X					u
5. Y					y
6. T					z
7. Z					x
8. W					v

E Play the game.

The board game consists of a central wheel and a path of 30 cards. The wheel is divided into 12 segments, each containing a letter pair: Ss, Tt, Uu, Vv, Ww, Xx, Yy, Zz. A pencil is positioned at the top of the wheel, pointing to the Ss segment. The path of cards includes: Start, a spiderweb, a bar of soap, an open box, an elephant, a bear, a bull, a seal, a family tree, an upward arrow, a zebra, a boat, a dog, a woman with a camera, a jar of jam, a car, a stack of blue discs, a turtle, a violin, an umbrella, a man walking, a melting candle, a zipper, a yellow ring, a digital watch, a doctor with a cat, a tiger, a vest, a pond, the number 6, a sun, a dog on a rock, a tent, and a pair of socks. The path ends with an 'End' card.



The Alphabet Song

disc 1
02



Let's sing the alphabet, A B C.
Can you sing the alphabet from A to Z?



Aa



Bb



Cc



Dd



Ee



Ff



Gg



Hh



Ii



Jj



Kk



Ll



Mm



Nn



Oo



Pp



Qq



Rr



Ss



Tt



Uu



Vv



Ww



Xx



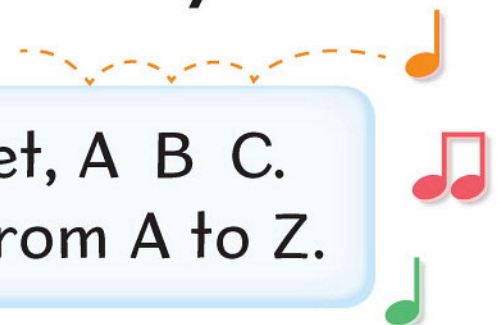
Yy





Zz



Now we know the alphabet, A B C.
We can sing the alphabet from A to Z.



Student Cards



1
Aa

2
Aa

3
Aa

4
Aa

5
Bb

6
Bb

7
Bb

8
Bb

9
Cc

10
Cc

11
Cc

12
Cc


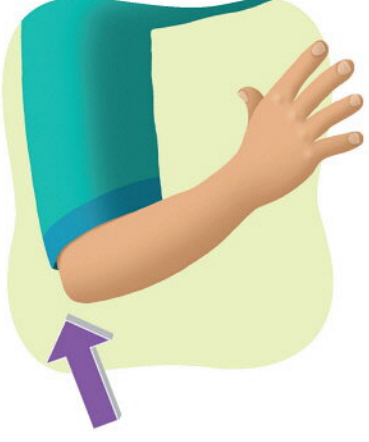


13
Dd

14
Dd

15
Dd

16
Dd





17

Ee

18

Ee

19

Ee

20

Ee

21

Ff

22

Ff

23

Ff

24

Ff

25

Gg

26

Gg

27

Gg

28

Gg

29

Hh

30

Hh






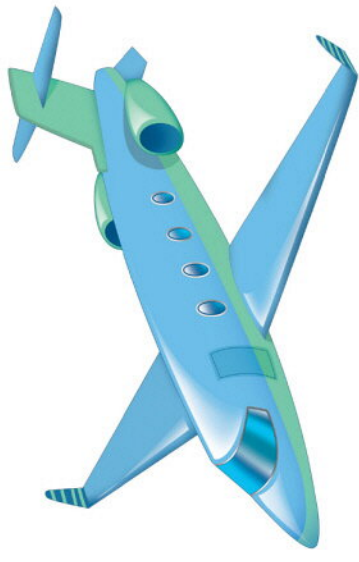

31

Hh

32

Hh





33

Ti

34

Ti

35

Ti

36

Ti

37

Ji

38

Ji

39

Ji

40

Ji

41

Kk

42

Kk

43

Kk

44

Kk

45

Li

46

Li

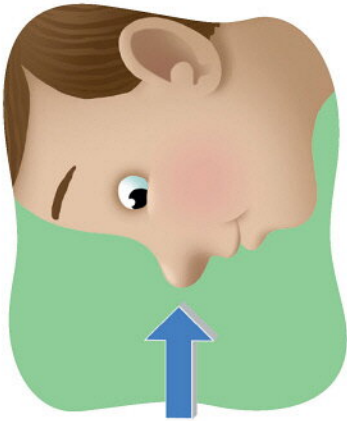

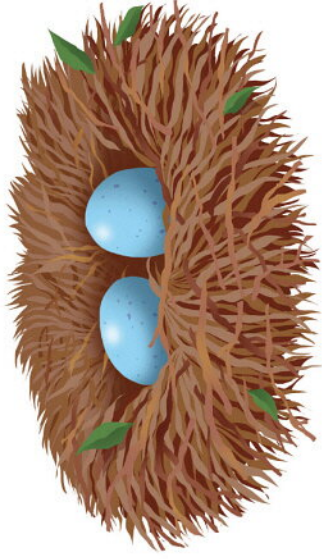

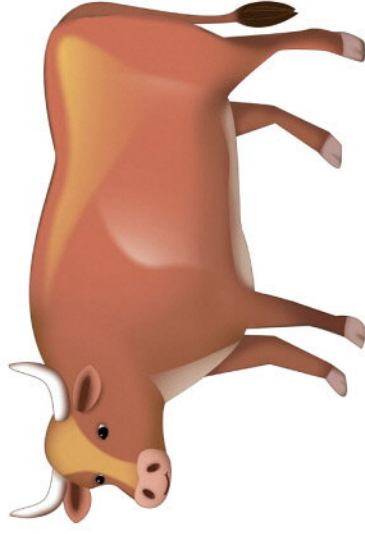



47

Li

48

Li





49

Mm

50

Mm

51

Mm

52

Mm

53

Nn

54

Nn

55

Nn

56

Nn

57

Oo

58

Oo

59

Oo

60

Oo

61

Pp

62

Pp






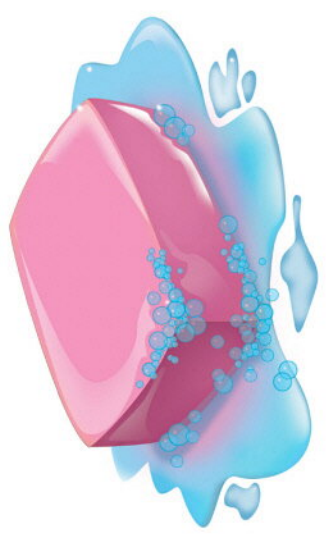
63

Pp

64

Pp





65

Qq

66

Qq

67

Qq

68

Qq

69

Rr

70

Rr

71

Rr

72

Rr

73

Ss

74

Ss

75

Ss

76

Ss

77

Tt

78

Tt


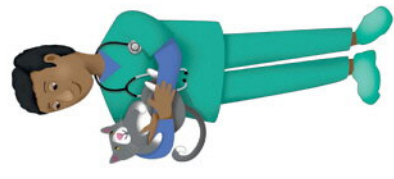


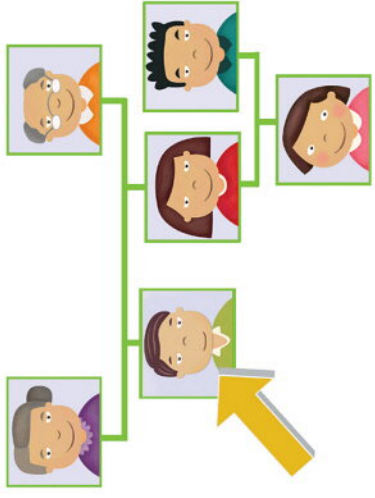
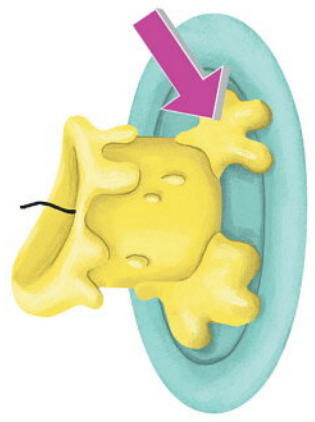

79

Tt

80

Tt





81

Uu

82

Uu

83

Uu

84

Uu

85

Vv

86

Vv

87

Vv

88

Vv

89

Ww

90

Ww

91

Ww

92

Ww

93

Xx

94

Xx

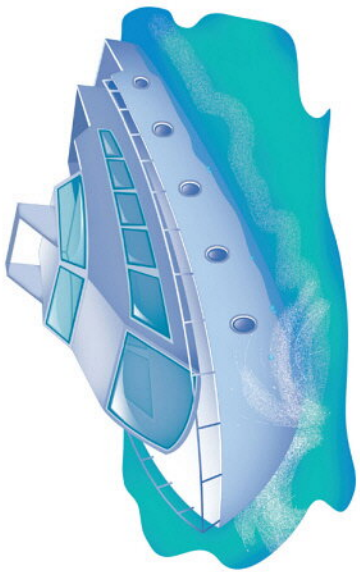
95

Xx

96

Xx





97

Yy

98

Yy

99

Yy

100

Yy

101

Zz

102

Zz

103

Zz

104

Zz

These cards belong to:





Congratulations!



This certifies that

has successfully completed

Oxford Phonics World 1

The Alphabet

on _____

Signature _____

Date _____



OXFORD

UNIVERSITY PRESS

198 Madison Avenue

New York, NY 10016 USA

Great Clarendon Street, Oxford, OX2 6DP, United Kingdom

Oxford University Press is a department of the University of Oxford.

It furthers the University's objective of excellence in research, scholarship, and education by publishing worldwide. Oxford is a registered trade mark of Oxford University Press in the UK and in certain other countries

© Oxford University Press 2015

The moral rights of the author have been asserted

eBook Edition

ISBN: 978 0 19 471249 1 Interactive ebook

ISBN: 978 0 19 471257 6 Interactive ebook - app version

First published in 2015

No copying or file sharing

This digital publication is protected by international copyright laws.

No part of this digital publication may be reproduced, modified, adapted, stored in a retrieval system, or transmitted, in any form or by any means, to any other person or company without the prior permission in writing of Oxford University Press, or as expressly permitted by law. Enquiries concerning reproduction outside the scope of the above should be sent to the ELT Rights Department, Oxford University Press, at the address above

You must not modify, adapt, copy, store, transfer or circulate the contents of this publication under any other branding or as part of any other product. You may not print out material for any commercial purpose or resale

Any websites referred to in this publication are in the public domain and their addresses are provided by Oxford University Press for information only. Oxford University Press disclaims all and any responsibility for the content of such websites

ACKNOWLEDGEMENTS

Cover Design: Molly K. Scanlon

The authors and publisher are grateful to those who have given permission to reproduce the following extracts and adaptations of copyright material:

Illustrations by: Scott Angle: 31, 40; Constanza Basaluzzo: 6 (bot), 7, 12 (bot), 20, 28, 29 (bot), 44 (bot), 54 (bot), 68 (bot), 80 (bot), 81, 83; Robin Boyer: 43, 73; Javier Burgos: 19, 60; Nancy Carlson: 11, 16 (bot), 32 (bot), 33, 48 (bot), 49, 64 (bot), 70 (bot), 78 (bot), 84; Mattia Cerato: 22 (top), 42 (top), 62 (top), 86 (top); Marcus Cutler: 23, 51; Lalena Fisher: 5 (top), 15 (top), 35 (top), 75 (top); Nathan Jarvis: 4 (bot), 14 (bot), 26 (bot), 36 (bot), 46 (bot), 56 (bot), 57, 74 (bot); Bill Ledger: 4 (top), 5 (bot), 6 (top), 7 (bot), 8 (top), 9 (bot), 12 (top), 13 (bot), 14 (top), 15 (bot), 16 (top), 17 (bot), 24 (top), 25 (bot), 26 (top), 27 (bot), 28 (top), 29 (bot), 32 (top), 33 (bot), 34 (top), 35 (bot), 36 (top), 37 (bot), 44 (top), 45 (bot), 46 (top), 47 (bot), 48 (top), 49 (bot), 52 (top), 53 (bot), 54 (top), 55 (bot), 56 (top), 57 (bot), 64 (top), 65 (bot), 66 (top), 67 (bot), 68 (top), 69 (bot), 70 (top), 71 (bot), 74 (top), 75 (bot), 76 (top), 77 (bot), 78 (top), 79 (bot), 80 (top), 81 (bot); Julissa Mora: 8 (bot), 24 (bot), 34 (bot), 39, 52 (bot), 63, 66 (bot), 67, 76 (bot); Kristin Varner: 59, 87.

We would also like to thank the following for permission to reproduce the following photographs: 10 (bird) FotoVeto/Shutterstock.com, (car) Stephen Mcsweeny/Shutterstock.com, (apple) Africa Studio/Shutterstock.com; 18 (farm) Christopherandrt/istock.com, (mallard) Maslov Dmitry/Shutterstock.com, (elephant) OUP; 30 (girl) Blend Images/Shutterstock.com, (ink) Sadi Ugur OKÇu/istock, (horse) Ziga Camerik/Shutterstock.com; 38 (key) J. Freeman/Shutterstock.com, (jet) Lars Christensen/Shutterstock.com, (lion) OUP; 50 (nest) Steve Byland/Shutterstock.com, (monkey) Kjersti Joergensen/Shutterstock.com, (octopus) Visuals Unlimited/Corbis; 58 (panda) Hung Chung Chih/Shutterstock.com, (rose) Frank Jr/Shutterstock.com, (quilt) D. Hurst/Alamy.com; 72 (violin) Tolimir/istock.com, (seal) Richard A. McGuirk/Shutterstock.com, (umbrella) BlueOrange Studio/Shutterstock.com, (tiger) Jim Kruger/istock.com; 82 (fox) Sandy Hedgepeth/Shutterstock.com, (zebra) Peter Betts/Shutterstock.com, (web) H Lansdown/Alamy, (yacht) Konstantin Goldenberg/Shutterstock.com.

Music by: Laurie Thain and Gordon Maxwell

Oxford Phonics World

Let us guide you through
the world of phonics...



Oxford Phonics World is the first step on your students' journey into English, leading you through **all 44 sounds**.

- **Over 150 Phonics Friends** — an angry apple, a big bear, and others — help children remember English sounds.
- **Action songs, chants, and games** encourage children to discover connections between English sounds and letters.
- **Active class activities** develop children's listening, speaking, reading, writing, and spelling skills and provide opportunities to apply them.
- **Multi-ROMs** include fun animations and interactive games, stories, and songs for practice at home.

5 levels of phonics for use before or alongside your English course

- **Student Book** with **Student Cards** and **Multi-ROMs**
- **Workbook**
- **Teacher's Book**
- **Phonics Cards**
- **Phonics Readers**
- **Oxford iTools**
Digital Classroom Resources



Authors **Kaj Schwermer, Julia Chang, and Craig Wright**, and musician **Laurie Thain** are experienced teachers and teacher trainers who specialize in phonics instruction.

OXFORD
UNIVERSITY PRESS

www.oup.com/elt/oxfordphonicsworld

ISBN 978-0-19-459617-6



9 780194 596176