

Phonics 2 for Kids



Thomas Gordon Nathan Shu

دهخدا

موسسه زبان دهخدا
dehkhodaedu.com

p,p,p

z,z,z

o,o,o

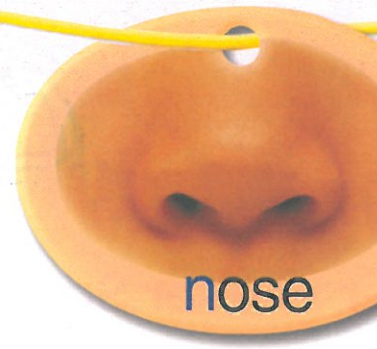


PEARSON
Longman

Contents

Letter	Letter Sound	Character	Key Word	Page
Nn	/n/	Nanny Goat	nose	2
Oo	/o/	Oscar Octopus	on	4
Pp	/p/	Penny Panda	pen	6
Qq	/kw/	Queenie Quail	quiet	8
Rr	/r/	Ricky Rabbit	read	10
Ss	/s/	Susie Seal	sun	12
Review				14
Tt	/t/	Teddy Tiger	teeth	16
Uu	/u/	Uncle Utter	under	18
Vv	/v/	Vicky Viper	victory	20
Ww	/w/	Wendy Worm	wet	22
Xx	/ks/	Felix Fox	box	24
Yy	/y/	Yester Yak	yes	26
Zz	/z/	Zeppy Zebra	zipper	28
Review				30
Picture Dictionary				

N n




Nanny Goat

dehkhodaedu.com

A c t i v i t i e s



Color the letter n. Say the "n" sound.




Say the word. Draw the missing part.



nose

O o




Oscar Octopus

dekhodaedu.com


A c t i v i t i e s



Join the dots to help Oscar finish the line. Say the "o" sound.



Circle the octopus on the table. Say the word.



on

P p



Penny Panda

dekhodaedu.com

A c t i v i t i e s


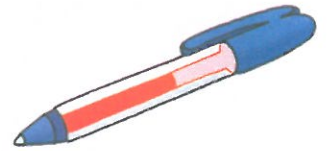


Circle the letters p. Say the "p" sound.



Say the word. Match it with the correct picture.

pen



Q q




Queenie Quail

A c t i v i t i e s




Color the letter q. Say the “q” sound.



Listen carefully. Place the correct sticker in the box.



R r




Ricky Rabbit

dekhodaedu.com

A c t i v i t i e s




Circle the letters **r**. Say the “**r**” sound.



Which rabbit is reading? Check the correct .

Say the word.



read

S s



موسسه زبان دهخدا
dehkhodaedu.com


Susie Seal

dehkhodaedu.com

A c t i v i t i e s



Trace the line to help Susie find her friend.
Say the “s” sound.



Listen carefully. Circle the correct words and pictures

rabbit



seal



octopus




sun



Review









Circle the letters **n**, **o**, **p**, **q**, **r** and **s**. Say the sound.





Join the words that begin with the same sound.



octopus



quail



nanny goat



panda



seal


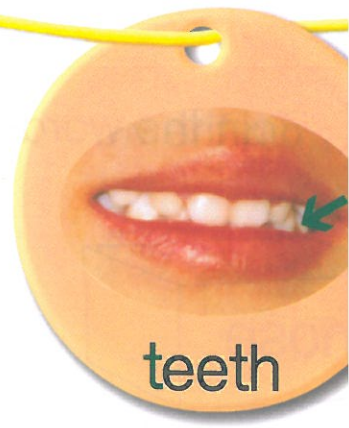


rabbit



موسسه زبان دهخدا
dehkhodaedu.com

T t



Teddy Tiger

dekhodaedu.com

A c t i v i t i e s



Color the letter t. Say the "t" sound.



Circle the boy pointing to his teeth. Say the word.



teeth

U u




Uncle Utter


A c t i v i t i e s



Circle the letters **u**. Say the “**u**” sound.





Color the apple **u**nder the tree. Say the word.



under

Vv




Vicky Viper

dekhodaedu.com


A c t i v i t i e s



Trace the line to help Vicky find her food. Say the "v" sound.



Listen carefully. Place the correct sticker in the box.



W w




Wendy Worm

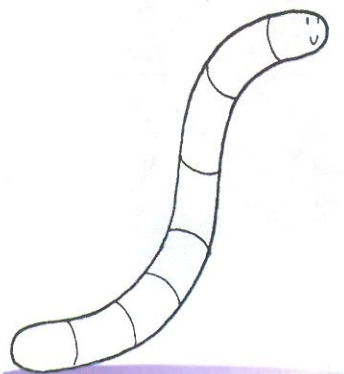
A c t i v i t i e s



Join the dots to help Wendy find her way out.
Say the “w” sound.



Color the wet worm. Say the word.



wet



X x




Felix Fox

dekhodaedu.com

A c t i v i t i e s



Color the letter X. Say the "x" sound.



Listen carefully. Circle the correct words and picture.



box 

quail 

panda 

fox 

Yy




Yester Yak



A c t i v i t i e s




Circle the letters **y**. Say the "y" sound.



Listen carefully. Place the correct stickers in the boxes.



Z z




Zeppy Zebra

dekhodaedu.com

A c t i v i t i e s



Trace the line to help Zeppy find the grass.
Say the “z” sound.



Say the words. Match the words with the correct pictures.

zipper •



zebra •



Review




Listen carefully. Circle the correct pictures.

t



u




v



w




x



y



z





Place the correct stickers in the boxes.

	tiger	teeth	
--	-------	-------	--

		uncle	
--	--	-------	--

	viper		
--	-------	--	--

	wet	worm	
--	-----	------	--

	fox	box	
--	-----	-----	--

		yes	
--	--	-----	--

	zipper	zebra	
--	--------	-------	--

Picture Dictionary

n

nanny goat



nose




u

uncle



un




o

octopus



on



v

victory



vi



p

panda



pen



w

wet



wc



q

quail



quiet



x

box



r

rabbit



read



y

yak



s

seal



sun



z

zebra

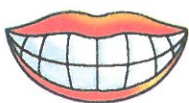


zip



t

teeth



tiger



Phonics for Kids 2

Phonics for Kids is a six-level series specially written for young children. Each unit deals with one letter sound or a phonic feature. It begins with an interesting story or a rhyme and is followed by a song and some fun activities. Useful phonics skills are taught in a systemic and enjoyable way.

Teaching phonics is an effective strategy that helps children learn reading and writing quickly. It is also a useful self-help tool for children to rely on when they encounter new words in listening, speaking, reading and spelling activities.

Learning phonics at an early age helps children develop both phonemic and print awareness. It is key to their future success in learning English.

The series includes:

- Student's Books 1-6
- Teacher's Guides 1-6
- Cassette Tapes and CDs 1-6
- Big Books 1-6
- Phonics Cards 1-6

