

Kathleen Kampa • Charles Vilina

Magic Time

Student Book
& Workbook



2nd Edition

Student
Audio CD



OXFORD

Kathleen Kampa • Charles Vilina

Magic Time

Student Book



2nd Edition

OXFORD
UNIVERSITY PRESS

OXFORD
UNIVERSITY PRESS

Great Clarendon Street, Oxford, OX2 6DP, United Kingdom

Oxford University Press is a department of the University of Oxford.
It furthers the University's objective of excellence in research, scholarship,
and education by publishing worldwide. Oxford is a registered trade
mark of Oxford University Press in the UK and in certain other countries

© Oxford University Press 2012

The moral rights of the author have been asserted

First published in 2012

2016 2015 2014 2013 2012

10 9 8 7 6 5 4 3 2 1

No unauthorized photocopying

All rights reserved. No part of this publication may be reproduced, stored
in a retrieval system, or transmitted, in any form or by any means, without
the prior permission in writing of Oxford University Press, or as expressly
permitted by law, by licence or under terms agreed with the appropriate
reprographics rights organization. Enquiries concerning reproduction outside
the scope of the above should be sent to the ELT Rights Department, Oxford
University Press, at the address above

You must not circulate this work in any other form and you must impose
this same condition on any acquirer

Links to third party websites are provided by Oxford in good faith and for
information only. Oxford disclaims any responsibility for the materials
contained in any third party website referenced in this work

ISBN: 978 0 19 401619 3 STUDENT BOOK

ISBN: 978 0 19 401602 5 STUDENT AUDIO CD

ISBN: 978 0 19 401617 9 STUDENT BOOK AND STUDENT AUDIO CD PACK

Printed in China

This book is printed on paper from certified and well-managed sources

ACKNOWLEDGEMENTS

Illustrations by: Lynn Adams, Cathy Beylon, Bill Colrus, Tom Hughes, Anthony
Lewis/JK Portfolio, Inc., Tammie Lyon, Dana Regan, Jamie Smith/HK Portfolio,
Inc., Jim Talbot

Cover illustration by: Paul Gibbs

Musical arrangements and chant music by: William Hirtz and Steven Tolle

Original characters developed by: Amy Wummer

Our sincere gratitude to our editors and the entire OUP family for their expert
guidance in the creation and continued development of *Magic Time*. Special
thanks to our sons John and Christian, as well as to our parents, for their love
and support. Finally, to our many students, to whom *Magic Time* is dedicated,
thank you for making teaching the greatest profession in the world.

Kathleen Kampa and Charles Vilina

Table of Contents

| | |
|------------------------------------|----|
| Syllabus | iv |
| Numbers | 2 |
| Unit 1: New Friends | 4 |
| Unit 2: At the Beach | 8 |
| Unit 3: Colorful Jungle | 12 |
| Review 1 | 16 |
| Talk Time 1 | 18 |
| Spring ABCs | 20 |
| Unit 4: In the Classroom | 22 |
| Unit 5: Dot's Birthday Party | 26 |
| Unit 6: Painting a Mural | 30 |
| Review 2 | 34 |
| Talk Time 2 | 36 |
| Summer ABCs | 38 |
| Unit 7: At the Campsite | 40 |
| Unit 8: Fruits and Vegetables Show | 44 |
| Unit 9: At the Park | 48 |
| Review 3 | 52 |
| Talk Time 3 | 54 |
| Fall ABCs | 56 |
| Unit 10: Pet Parade | 58 |
| Unit 11: Family Fun | 62 |
| Unit 12: Slumber Parties | 66 |
| Review 4 | 70 |
| Talk Time 4 | 72 |
| Winter ABCs | 74 |
| Songs and Chants | 76 |
| Word List | 84 |

Syllabus

| Unit | Title / Topic | Word Time | Use the Words | Action Word Time | Use the Action Words |
|--|--|--|---|--|---|
| 1 | <i>New Friends/ Names</i> | Annie Ted Digger Dot | Hello! I'm Ted. | smile wave shake hands nod | Let's shake hands. |
| 2 | <i>At the Beach/ Shapes</i> | triangle circle star rectangle heart square | I see a star. | walk dive tiptoe swim | Dive over here. |
| 3 | <i>Colorful Jungle/ Colors</i> | blue red yellow green black orange | It's black. | draw color write paint | Paint with me. |
| Review 1 | | | | | |
| <p>Talk Time 1: Share with others Star, please. Here you are. Thank you very much. scissors tape glue paper</p> <p>Spring ABCs: apple bear cat dog elephant fish</p> | | | | | |
| 4 | <i>In the Classroom/ Classroom Items</i> | pencil book ruler eraser book bag crayon | It's a ruler. | pick up your book put down your book open your book bag close your book bag | Put down your book slowly. Put down your book quickly. |
| 5 | <i>Dot's Birthday Party/ Numbers</i> | 1 one 6 six 2 two 7 seven 3 three 8 eight 4 four 9 nine 5 five 10 ten | I'm one year old. I'm six years old. | stand up sit down kneel down lie down | Lie down. Okay. |
| 6 | <i>Painting a Mural/ Parts of the Body</i> | arms legs hands feet fingers toes | I have two hands. | wash your hands dry your hands brush your hair comb your hair | Please brush your hair. |

Review 2

Talk Time 2: Give to others Happy birthday! This book is for you. Thanks!
card drum game guitar

Summer ABCs: goat horse iguana juice kangaroo lemon monkey

| Unit | Title / Topic | Word Time | Use the Words | Action Word Time | Use the Action Words |
|------|---|--|---------------------|---|--------------------------|
| 7 | At the Campsite/ Feelings | hot cold thirsty hungry sleepy tired | I'm cold. | drink eat cook clean up | Let's eat together. |
| 8 | Fruits and Vegetables Show/ Fruits and Vegetables | tomatoes bananas carrots oranges cucumbers apples | I like oranges. | clap shout sing dance | Sing with me. Sure. |
| 9 | At the Park/ Actions | swim play soccer ride a bike jump rope play baseball climb a tree | I can climb a tree. | throw the ball catch the ball hit the ball kick the ball | Watch me catch the ball. |

Review 3

Talk Time 3: Be polite Excuse me. May I have a banana? Yes, of course.
fork spoon plate glass

Fall ABCs: nest octopus pink quilt rabbit sandwich


| | | | | | |
|----|-------------------------------|---|------------------------------------|------------------------------------|-------------------------------|
| 10 | Pet Parade/ Pets | rabbit bird dog frog turtle cat | I love my rabbit. | fly jump hop run | It can fly. |
| 11 | Family Fun/ Family Members | grandmother mother sister grandfather father brother | This is my grandmother. | wink whistle laugh cry | Please don't laugh. Sorry. |
| 12 | Slumber Parties/ My Room | clock chair lamp bed pillow desk | This is a bed. That is a chair. | play read listen watch TV | Let's listen. Good idea! |




Review 4

Talk Time 4: Help others What's wrong? I can't find my turtle. Here it is!
key phone shoe lunchbox

Winter ABCs: turtle umbrella violin watch box yo-yo zebra

Numbers

A.  Listen and repeat.

B.  Listen and point.
Then chant.  


Pat



Ted



Digger



C. Trace the numbers.

Joe

Chris

Kelly

Jane

Annie

Kumi

Dot





Word Time

A. ^{CD1}₃ Look and listen.



Annie



Ted

B. ^{CD1}₄ Listen, point, and repeat.



Digger




Dot

C. ^{CD1}₅ Listen and point below. Then chant. ²

D. ^{CD1}₆ Listen and write the number.







Use the Words


A.  Listen and repeat.




Hello! I'm Ted.

B.  Listen and point below. 

C.  Listen and point. Then sing along. 



Action Word Time


A.  ^{CD1}₁₀ Look and listen.



smile



wave




B.  ^{CD1}₁₁ Listen, point, and repeat.





shake hands




nod

C.  ^{CD1}₁₂ Listen and point below. Then chant.  

D.  ^{CD1}₁₃ Listen and write the number. 







Use the Action Words

A.  ^{CD1}₁₄ Listen and repeat.

Let's shake hands.




B.  ^{CD1}₁₅ Listen and point below. 

C.  ^{CD1}₁₆ Listen and point. Then sing along. 





Word Time

A.  ^{CD1}₁₇ Look and listen.



triangle



circle



star






rectangle






heart




square

C.  ^{CD1}₁₉ Listen and point below. Then chant.  



D.  ^{CD1}₂₀ Listen and write the number. 






Use the Words

A.  ^{CD1}₂₁ Listen and repeat.




B.  ^{CD1}₂₂ Listen and point below. 

C.  ^{CD1}₂₃ Listen and point. Then sing along. 



Action Word Time

A.  ^{CD1}₂₄ Look and listen.



walk






dive






tiptoe




swim

C.  ^{CD1}₂₆ Listen and point below. Then chant.   8



D.  ^{CD1}₂₇ Listen and write the number. 






Use the Action Words

A.  ^{CD1}₂₈ Listen and repeat.



B.  ^{CD1}₂₉ Listen and point below. 

C.  ^{CD1}₃₀ Listen and point. Then sing along. 



Word Time



A. ^{CD1}₃₁ Look and listen.

B. ^{CD1}₃₂ Listen, point, and repeat.



blue



red



yellow



green




black




orange

C. ^{CD1}₃₃ Listen and point below. Then chant. 10



D. ^{CD1}₃₄ Listen and write the number.






Use the Words

A.  ^{CD1}₃₅ Listen and repeat.




B.  ^{CD1}₃₆ Listen and point below. 

C.  ^{CD1}₃₇ Listen and point. Then sing along.  11



Action Word Time

A.  ^{CD1}₃₈ Look and listen.



draw






color





write




paint

C.  ^{CD1}₄₀ Listen and point below. Then chant.   12



D.  ^{CD1}₄₁ Listen and write the number. 





Use the Action Words

A.  ^{CD1}₄₂ Listen and repeat.



B.  ^{CD1}₄₃ Listen and point below. 

C.  ^{CD1}₄₄ Listen and point. Then sing along.  13





A. ^{CD1}₄₅ Listen and check (✓).


1.



Dot

Digger


2.



square

rectangle


3.



blue

green

4.



heart

circle

B. ^{CD1}₄₆ Listen and match.

1.



black



triangle



yellow star

2.



green



star



green circle

3.



red



circle



red heart

4.



yellow



square



black square

5.



orange



heart




blue triangle

6.




blue



rectangle



orange rectangle

A.  ^{CD1}₄₇ Listen and match.



Hello! I'm Annie.



It's blue.



I see a rectangle.



Paint with me.



Let's wave!



Dive over here!



Shake hands with me.



Let's swim!



Hello! I'm Dot.



Draw over here.






I see Dot.




It's a star.

B. Role play these scenes with a partner.

A.  CD1 48 Listen and point below. 

B.  CD1 49 Listen, point, and repeat.



C.  CD1 50 Listen and practice with a friend.



heart



circle



triangle



star



square



rectangle



Talk Time 1 Part 2

A.  ^{CD1}₅₁ Listen and repeat.




scissors





tape






glue



paper


B.  ^{CD1}₅₂ Listen and write the number. 




C.  ^{CD1}₅₃ Listen and point. Then sing along.  14

Spring ABCs



A.  ^{CD1}₅₄ Look and listen.

B.  ^{CD1}₅₅ Listen, point, and repeat.




C.  ^{CD1}₅₆ Listen and point.
Then chant.   15

D.  ^{CD1}₅₇ Listen. Find and point
below. 





Word Time

A.  ^{CD1}₅₈ Look and listen.



pencil



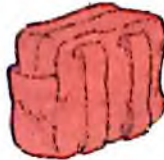
book



ruler






eraser





book bag



crayon


C.  ^{CD1}₆₀ Listen and point below. Then chant.   16

D.  ^{CD1}₆₁ Listen and write the number. 

Aa Bb Cc







Use the Words

A.  ^{CD1}₆₂ Listen and repeat.

It's a ruler.




B.  ^{CD1}₆₃ Listen and point below. 

C.  ^{CD1}₆₄ Listen and point. Then sing along.  17



Action Word Time

A.  ^{CD1}₆₅ Look and listen.



pick up
your book






put down
your book





open your
book bag



close your
book bag

C.  ^{CD1}₆₇ Listen and point below. Then chant.   18

D.  ^{CD1}₆₈ Listen and write the number. 



Use the Action Words



A.  ^{CD1}₆₉ Listen and repeat.



Put down your book slowly.



Put down your book quickly.




B.  ^{CD1}₇₀ Listen and point below. 


C.  ^{CD1}₇₁ Listen and point. Then sing along.  19





Word Time

A.  ^{CD2} Look and listen.

B.  ^{CD2} Listen, point, and repeat.

1
one

2
two

3
three

4
four

5
five




6
six



7
seven


8
eight

9
nine

10
ten

C.  ^{CD2} Listen and point below. Then chant.   20

D.  ^{CD2} Listen and write the number. 





Use the Words



A.  ^{CD2}₅ Listen and repeat.

I'm one year old.




I'm six years old.

B.  ^{CD2}₆ Listen and point below. 

C.  ^{CD2}₇ Listen and point. Then sing along.  21



Action Word Time

A.  ^{CD2}₈ Look and listen.



stand up






sit down






kneel down



lie down

C.  ^{CD2}₁₀ Listen and point below. Then chant.   ²²

D.  ^{CD2}₁₁ Listen and write the number. 







Use the Action Words

A.  ^{CD2}₁₂ Listen and repeat.

Lie down.



B.  ^{CD2}₁₃ Listen and point below. 

C.  ^{CD2}₁₄ Listen and point. Then sing along.  23





Word Time

A. ^{CD2}₁₅ Look and listen.



arms



B. ^{CD2}₁₆ Listen, point, and repeat.

legs



hands



feet




fingers




toes

C. ^{CD2}₁₇ Listen and point below. Then chant. 24

D. ^{CD2}₁₈ Listen and write the number.







Use the Words

A.  ^{CD2}₁₉ Listen and repeat.




I have two hands.

B.  ^{CD2}₂₀ Listen and point below. 


C.  ^{CD2}₂₁ Listen and point. Then sing along.  25



Action Word Time




A.  CD2 22 Look and listen.





B.  CD2 23 Listen, point, and repeat.



wash your hands dry your hands brush your hair comb your hair

C.  CD2 24 Listen and point below. Then chant.   26

D.  CD2 25 Listen and write the number. 







Use the Action Words

A.  ^{CD2}₂₆ Listen and repeat.



Please brush your hair.

B.  ^{CD2}₂₇ Listen and point below. 

C.  ^{CD2}₂₈ Listen and point. Then sing along.  27

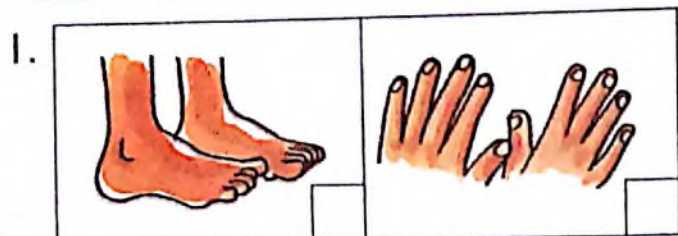


Review 2

Part 1




A. CD2 29 Listen and check (✓).




feet

fingers




nine

six



crayon

pencil



legs

arms

B. CD2 30 Listen and match.

- 1.
- 2.
- 3.
- 4.
- 5.
- 6.
- 7.
- 8.
- 9.
- 10.



rulers



hands



toes



books



book bags



four hands



seven rulers



two book bags



five books



ten toes

A.  ^{CD2}₃₁ Listen and match.

1.



It's a book.

2.



I'm seven years old.

3.



I have ten fingers.

4.



Open your book slowly.

5.



Wash your hands.

6.



Please sit down.



I'm eight years old.



Stand up quickly.



Dry your feet.



Please kneel down.



It's a green ruler.



I have six crayons.

B. Role play these scenes with a partner.

A. CD2 32 Listen and point below.

B. CD2 33 Listen, point, and repeat.

Give to others



C. CD2 34 Listen and practice with a friend.



pencil



book bag



eraser



ruler



crayon




book

Happy birthday!
This pencil is for you.



Talk Time 2 Part 2

A.  CD2 35 Listen and repeat.



card





drum





game




guitar


B.  CD2 36 Listen and write the number. 







C.  CD2 37 Listen and point. Then sing along.  28

Summer ABCs


A.  CD2 38 Look and listen.

B.  CD2 39 Listen, point, and repeat.



C.  ^{CD2}₄₀ Listen and point.
Then chant.   29

D.  ^{CD2}₄₁ Listen. Find and point
below. 





Word Time

A. ^{CD2}₄₂ Look and listen.

B. ^{CD2}₄₃ Listen, point, and repeat.



hot



cold



thirsty



hungry




sleepy




tired

C. ^{CD2}₄₄ Listen and point below. Then chant. 30



D. ^{CD2}₄₅ Listen and write the number.





Use the Words

A.  ^{CD2}₄₆ Listen and repeat.



B.  ^{CD2}₄₇ Listen and point below. 

C.  ^{CD2}₄₈ Listen and point. Then sing along.  31



Action Word Time


A.  CD2 49 Look and listen.



drink



eat




B.  CD2 50 Listen, point, and repeat.





cook




clean up

C.  CD2 51 Listen and point below. Then chant.   32

D.  CD2 52 Listen and write the number. 







Use the Action Words

A.  ^{CD2}₅₃ Listen and repeat.



Let's eat together.

B.  ^{CD2}₅₄ Listen and point below. 

C.  ^{CD2}₅₅ Listen and point. Then sing along.  33





Word Time

A. ^{CD2}₅₆ Look and listen.



tomatoes



bananas



carrots



oranges




cucumbers



apples

C. ^{CD2}₅₈ Listen and point below. Then chant. 34



D. ^{CD2}₅₉ Listen and write the number.






Use the Words

A.  ^{CD2}₆₀ Listen and repeat.




B.  ^{CD2}₆₁ Listen and point below. 

C.  ^{CD2}₆₂ Listen and point. Then sing along.  ³⁵



Action Word Time


A.  ^{CD2}₆₃ Look and listen.



clap



shout




B.  ^{CD2}₆₄ Listen, point, and repeat.





sing



dance

C.  ^{CD2}₆₅ Listen and point below. Then chant.   ₃₆

D.  ^{CD2}₆₆ Listen and write the number. 



Word Time



A. ^{CD3}₁ Look and listen.



swim



play
soccer



ride a
bike



jump
rope




play
baseball



climb a
tree

C. ^{CD3}₃ Listen and point below. Then chant. 38

D. ^{CD3}₄ Listen and write the number.







Use the Words


A.  ^{CD3}₅ Listen and repeat.

I can climb a tree.




B.  ^{CD3}₆ Listen and point below. 

C.  ^{CD3}₇ Listen and point. Then sing along.  39



Action Word Time

A.  ^{CD3}₈ Look and listen.



throw the ball






catch the ball






hit the ball



kick the ball

C.  ^{CD3}₁₀ Listen and point below. Then chant.   40

D.  ^{CD3}₁₁ Listen and write the number. 







Use the Action Words


A.  ^{CD3}₁₂ Listen and repeat.

Watch me catch the ball.




B.  ^{CD3}₁₃ Listen and point below. 

C.  ^{CD3}₁₄ Listen and point. Then sing along. 





A. ^{CD3}₁₅ Listen and check (✓).



jump rope

play baseball




play soccer

swim



hungry

thirsty




ride a bike

climb a tree

B. ^{CD3}₁₆ Listen and match.

| | | | | | |
|----|---------|--|-----------|--|-----------------|
| 1. | cold | | apples | | hungry tomatoes |
| 2. | tired | | cucumbers | | cold cucumbers |
| 3. | thirsty | | bananas | | tired carrots |
| 4. | hot | | oranges | | sleepy oranges |
| 5. | sleepy | | carrots | | thirsty apples |
| 6. | hungry | | tomatoes | | hot bananas |

A.  ^{CD3}₁₇ Listen and match.

1.



I'm hungry.

2.



I like oranges.

3.



I can swim.

4.



Let's eat together.

5.



Sing with me.

6.



Watch me kick the ball.



Jump rope with me.



I like green apples.



I'm thirsty.



Watch me cook.




Let's play soccer together.

B. Role play these scenes with a partner.

A. ^{CD3}₁₈ Listen and point below.

B. ^{CD3}₁₉ Listen, point, and repeat.



C. ^{CD3}₂₀ Listen and practice with a friend.



a tomato



a banana



a carrot



a cucumber



an orange




an apple

Excuse me. May I have an apple?

Yes, of course.



Talk Time 3 Part 2

A.  ^{CD3}₂₁ Listen and repeat.



fork





spoon






plate




glass


B.  ^{CD3}₂₂ Listen and write the number. 








C.  ^{CD3}₂₃ Listen and point. Then sing along.  42



Fall ABCs

A.  ^{CD3}₂₄ Look and listen.

B.  ^{CD3}₂₅ Listen, point, and repeat.



C.  ^{CD3}₂₆ Listen and point.
Then chant.   43

D.  ^{CD3}₂₇ Listen. Find and point
below. 





Word Time

A. ^{CD3}₂₈ Look and listen.

B. ^{CD3}₂₉ Listen, point, and repeat.



rabbit



dog



turtle



bird



frog




cat

C. ^{CD3}₃₀ Listen and point below. Then chant.



D. ^{CD3}₃₁ Listen and write the number.






Use the Words

A.  ^{CD3}₃₂ Listen and repeat.




B.  ^{CD3}₃₃ Listen and point below. 

C.  ^{CD3}₃₄ Listen and point. Then sing along.  ⁴⁵



Action Word Time


A.  ^{CD3}₃₅ Look and listen.



fly



jump




B.  ^{CD3}₃₆ Listen, point, and repeat.





hop




run

C.  ^{CD3}₃₇ Listen and point below. Then chant.   46



D.  ^{CD3}₃₈ Listen and write the number. 






Use the Action Words

A.  ^{CD3}₃₉ Listen and repeat.



B.  ^{CD3}₄₀ Listen and point below. 

C.  ^{CD3}₄₁ Listen and point. Then sing along. 



Word Time



A. CD3 42 Look and listen.



grandmother



mother



sister



grandfather



father



brother

C. CD3 44 Listen and point below. Then chant. 48

D. CD3 45 Listen and write the number.






Use the Words

A.  CD3
46 Listen and repeat.

This is my grandmother.




B.  CD3
47 Listen and point below. 

C.  CD3
48 Listen and point. Then sing along.  49



Action Word Time

A.  ^{CD3}₄₉ Look and listen.



wink




whistle








laugh



cry

B.  ^{CD3}₅₀ Listen, point, and repeat.

C.  ^{CD3}₅₁ Listen and point below. Then chant.   ₅₀

D.  ^{CD3}₅₂ Listen and write the number. 





Use the Action Words



A.  ^{CD3}₅₃ Listen and repeat.

Please don't laugh.



Sorry.

B.  ^{CD3}₅₄ Listen and point below. 

C.  ^{CD3}₅₅ Listen and point. Then sing along.  51





Word Time

A. ^{CD3}₅₆ Look and listen.



clock



lamp



pillow



chair




bed




desk

C. ^{CD3}₅₈ Listen and point below. Then chant. 52



D. ^{CD3}₅₉ Listen and write the number.






Use the Words

A.  ^{CD3}₆₀ Listen and repeat.



B.  ^{CD3}₆₁ Listen and point below. 

C.  ^{CD3}₆₂ Listen and point. Then sing along.  53



Action Word Time

A.  CD3 63 Look and listen.



play




read





listen




watch TV


B.  CD3 64 Listen, point, and repeat.

C.  CD3 65 Listen and point below. Then chant.   54

D.  CD3 66 Listen and write the number. 







Use the Action Words

A.  ^{CD3}₆₇ Listen and repeat.

Let's listen.

Good idea!

B.  ^{CD3}₆₈ Listen and point below. 

C.  ^{CD3}₆₉ Listen and point. Then sing along.  55




Review 4

Part 1




A. ^{CD3}₇₀ Listen and check (✓).




bed

desk




cat

turtle



lamp



















chair



pillow

clock

B. ^{CD3}₇₁ Listen and match.

| | | |
|--|---|---|
| 1.  |  |  |
| grandmother | dog | my mother and my dog |
| 2.  |  |  |
| father | rabbit | my brother and my cat |
| 3.  |  |  |
| sister | turtle | my grandmother and my bird |
| 4.  |  |  |
| mother | cat | my father and my rabbit |
| 5.  |  |  |
| grandfather | frog | my grandfather and my turtle |
| 6.  |  |  |
| brother | bird | my sister and my frog |

Review 4

Part 2

A. ^{CD3}₇₂ Listen and match.

1.



I love my dog.

2.



This is my brother.

3.



That is a chair.

4.



It can fly.

5.



Please don't laugh.

6.




Let's play.



Let's jump.



That is a frog.



Please don't run.



This is my desk.



It can whistle.






I love my mother.

B. Role play these scenes with a partner.



Talk Time 4


Part 1

A.  ^{CD3}₇₃ Listen and point below. 

B.  ^{CD3}₇₄ Listen, point, and repeat.

Help others



C.  ^{CD3}₇₅ Listen and practice with a friend.



cat



frog



rabbit




turtle




dog



bird



Talk Time 4 Part 2

A.  ^{CD3}₇₆ Listen and repeat.



key





phone






shoe




lunchbox


B.  ^{CD3}₇₇ Listen and write the number. 








C.  ^{CD3}₇₈ Listen and point. Then sing along.  56

Winter ABCs

A.  CD3 79 Look and listen.

B.  CD3 80 Listen, point, and repeat.



C.  ^{CD3}₈₁ Listen and point.
Then chant.   57

D.  ^{CD3}₈₂ Listen. Find and point
below. 



Songs and Chants

Numbers

The Counting Chant

One, One
Two, Two
Three, Three
Four, Four
Five, Five
Six, Six

One, Two, Three, Four, Five, Six

One, Two, Three **
One, Two, Three **
Four, Five, Six **
Four, Five, Six **

One, Two, Three **
Four, Five, Six **
One, Two, Three **
Four, Five, Six **

Unit 1

Word Time

The Name Chant

Digger ** Digger **
Dot * Dot *
Annie ** Annie **
Ted * Ted *

Digger, Dot, Annie, Ted
Digger, Dot, Annie, Ted

(Repeat)

**** Yeah! **** Yeah!

Use the Words

The Hello Song

Hello! I'm Annie.
Hello, hello, hello!

Hello! I'm Ted.
Hello, hello, hello!

Hello, I'm Digger.
Hello, hello, hello!

Hello, I'm Dot.
Hello, hello, hello!

(Repeat)

Action Word Time

Shake Hands

Shake hands.
Shake hands.

Smile, smile.
Smile, smile.

Nod, nod.
Nod, nod.

Wave, wave.
Wave, wave.

Shake hands, smile, nod, wave....
Hello!

Use the Action Words

Let's Smile

Let's smile.
Let's nod.
Let's wave.
Let's shake hands.

Let's smile.
Let's nod.
Let's wave.
Let's shake hands.

Unit 2

Word Time

The Shape Chant

Star, circle
Star, circle

Circle, square
Circle, square

Square, rectangle
Square, rectangle

Rectangle, heart
Rectangle, heart

Heart, triangle
Heart, triangle

Triangle, star
Triangle, star

Use the Words

I See a Star

I see a star. I see a circle.
I see a heart. I see a square.
I see a triangle.
I see a rectangle.
*** *(stomp, stomp)*
Hooray!

(Repeat)

Action Word Time

Walk, Walk

Walk. Walk.
Tiptoe. Tiptoe.
Dive. Dive.
Swim. Swim.
Walk, tiptoe, dive, swim!

Use the Action Words

Walk Over Here

Walk over here. ***
Tiptoe over here. ***
Dive over here. ***
Swim over here. ***

(Repeat)

Unit 3

Word Time

The Color Chant

Red * red **
Red * red **

Black * black **
Black * black **

Yellow * yellow **
Yellow * yellow **

Green * green **
Green * green **

Orange * orange **
Orange * orange **

Blue * blue **
Blue * blue **



Red * Red **
Black * Black **
Yellow * Yellow **
Green * Green **
Orange * Orange **
Blue * Blue **
**** ** Yeah!

Use the Words

It's Red

It's red. ** It's red. **
It's blue. ** It's blue. **

It's red.
It's red.
It's blue.
It's blue.

It's red. ** It's blue. **

It's yellow. ** It's yellow. **
It's green. ** It's green. **

It's yellow.
It's yellow.
It's green.
It's green.

It's yellow. ** It's green. **

It's orange. ** It's orange. **
It's black. ** It's black. **

It's orange.
It's orange.
It's black.
It's black.

It's orange. ** It's black. **

Action Word Time

Paint, Paint, Paint

Paint, paint, paint.
Paint, paint, paint.

Draw, draw, draw.
Draw, draw, draw.

Color, color, color.
Color, color, color.

Write, write, write.
Write, write, write.

Paint. Paint.
Draw. Draw.
Color. Color.
Write. Write.

Use the Action Words

Write with Me

Write with me.
Draw with me.
Color with me.
Paint with me.

Write with me.
Draw with me.
Color with me.
Paint with me.

(Repeat)

Talk Time 1

Paper, Please

Paper, please.
Here you are.
Paper, please.
Here you are.
Paper, please.
Here you are.
Thank you very much.

Tape, please.
Here you are.
Tape, please.
Here you are.
Tape, please.
Here you are.
Thank you very much.

Scissors, please.
Here you are.
Scissors, please.
Here you are.
Scissors, please.
Here you are.
Thank you very much.

Glue, please.
Here you are.
Glue, please.
Here you are.
Glue, please.
Here you are.
Thank you very much.

Spring ABCs

The Alphabet Chant: A-F

A, /a/, apple
A, /a/, apple

B, /b/, bear
B, /b/, bear

C, /c/, cat
C, /c/, cat

D, /d/, dog
D, /d/, dog

E, /e/, elephant
E, /e/, elephant

F, /f/, fish
F, /f/, fish

A, B, C, D, E, F—oh yeah!

Unit 4

Word Time

Pencil, Eraser

Pencil, eraser ***
Pencil, eraser ***

Book bag, book ***
Book bag, book ***

Crayon, ruler ***
Crayon, ruler ***

Pencil * eraser * book bag *
Book * crayon * ruler *
Yeah!

Use the Words


It's a Pencil

It's a pencil.
It's a ruler.
It's a book bag.
It's a book!

It's an eraser.
It's a crayon.
It's a book bag.
It's a book!

It's a crayon.
It's a pencil.
It's a book bag.
It's a book!

It's a ruler.
It's an eraser.
It's a book bag.
It's a book!



Action Word Time
Open Your Book Bag

Open your book bag. ***
Open your book bag. ***

Pick up your book. ***
Pick up your book. ***

Put down your book. ***
Put down your book. ***

Close your book bag. ***
Close your book bag. ***

Open your book bag. ***
Pick up your book. ***

Put down your book. ***
Close your book bag. Yeah!

Use the Action Words
The Book Bag Song

Open your book bag slowly.
Close your book bag quickly,
quickly.

Open your book bag quickly,
quickly.
Close your book bag slowly.

Pick up your book slowly.
Put down your book quickly,
quickly.

Pick up your book quickly,
quickly.
Put down your book slowly.

Unit 5

Word Time
The Numbers Chant

One, two
One, two

Three, four
Three, four

Five, six
Five, six

Seven, eight
Seven, eight

Nine, ten
Nine, ten

One, two, three
One, two, three

Four, five, six
Four, five, six

Seven, eight, nine
Seven, eight, nine

Ten!
Ten!

Hooray!

Use the Words
The Age Song

I'm two years old.
I'm four years old.
I'm six years old.
I'm eight years old.

I'm one year old.
I'm three years old.
I'm five years old.
I'm seven years old.

I'm nine years old.
I'm ten years old.
I'm four years old.

I'm three years old.
I'm two years old.
I'm one year old.

Action Word Time
Stand Up Chant

Stand up. ** Stand up. **
Sit down. ** Sit down. **
Kneel down. ** Kneel down. **
Lie down. ** Lie down. **

Stand up. ** Sit down. **
Kneel down. ** Lie down. **

(Repeat)

Use the Action Words
Stand Up, Sit Down

Stand up, stand up, stand up.
Okay.

Sit down, sit down, sit down.
Okay.

Kneel down, kneel down,
kneel down.

Okay.
Lie down, lie down, lie down.
Okay.

Stand up, sit down, kneel down.
Okay.

Lie down, stand up, sit down.
Okay.

Kneel down, lie down, stand up.
Okay.

Sit down, kneel down, lie down.
Okay.

(Repeat first verse)

Unit 6

Word Time
Arms, Arms

Arms, arms. Legs, legs, legs.
Arms, arms. Legs, legs, legs.
Arms, arms. Legs, legs, legs.
Stop!


Hands, hands. Feet, feet, feet.
Hands, hands. Feet, feet, feet.
Hands, hands. Feet, feet, feet.
Stop!

Fingers, fingers. Toes, toes, toes.
Fingers, fingers. Toes, toes, toes.
Fingers, fingers. Toes, toes, toes.
Stop!

Use the Words
I Have Two Arms

I have two arms.
Yeah, yeah!
I have two hands.
Yeah, yeah!
I have ten fingers.
Yeah, yeah!
It's me, it's me, it's me.

I have two legs.
Yeah, yeah!
I have two feet.
Yeah, yeah!
I have ten toes.
Yeah, yeah!
It's me, it's me, it's me.



Action Word Time

Wash, Wash

Wash your hands.
Wash, wash.
Dry your hands.
Dry, dry.
Comb your hair.
Comb, comb.
Brush your hair.
Brush, brush.

Wash your hands.
Hands, hands.
Dry your hands.
Hands, hands.
Comb your hair.
Hair, hair.
Brush your hair.
Hair, hair.

Use the Action Words

Please Wash Your Hands

Please wash your hands.
Please wash your hands.
Please dry your hands.
Please dry your hands.
Please brush your hair.
Please brush your hair.
Please comb your hair.
Please comb your hair.
Please wash your hands.
Please dry your hands.
Please brush your hair.
Please comb your hair.

(Repeat)

Talk Time 2

Happy Birthday!

Happy birthday!
This card is for you.
Happy birthday!
This card is for you.
Happy birthday!
This card is for you.
Thanks! * Thanks! * Thanks! **
Happy birthday!
This game is for you.
Happy birthday!

This game is for you.
Happy birthday!
This game is for you.
Thanks! * Thanks! * Thanks! **
Happy birthday!
This drum is for you.
Happy birthday!
This drum is for you.
Happy birthday!
This drum is for you.
Thanks! * Thanks! * Thanks! **
Happy birthday!
This guitar is for you.
Happy birthday!
This guitar is for you.
Happy birthday!
This guitar is for you.
Thanks! * Thanks! * Thanks! **

Summer ABCs

The Alphabet Chant: G–M

G, /g/, goat
G, /g/, goat
H, /h/, horse
H, /h/, horse
I, /i/, iguana
I, /i/, iguana
J, /j/, juice
J, /j/, juice
K, /k/, kangaroo
K, /k/, kangaroo
L, /l/, lemon
L, /l/, lemon
M, /m/, monkey
M, /m/, monkey
G, H, I, J, K, L, M—oh yeah!

Unit 7

Word Time

Hot, Hungry

Hot, hungry. Hungry, hot.
Hot, hungry. Hungry, hot.
Hot, thirsty. Thirsty, hot.
Hot, thirsty. Thirsty, hot.

Hot, tired. Tired, hot.
Hot, tired. Tired, hot.
Hot, sleepy. Sleepy, hot.
Hot, sleepy. Sleepy, hot.
Cold, hungry. Hungry, cold.
Cold, hungry. Hungry, cold.
Cold, thirsty. Thirsty, cold.
Cold, thirsty. Thirsty, cold.
Cold, tired. Tired, cold.
Cold, tired. Tired, cold.
Cold, sleepy. Sleepy, cold.
Cold, sleepy. Sleepy, cold.

Use the Words

I'm hungry. I'm hungry.
I'm hot. **
I'm thirsty. I'm thirsty.
I'm hot. **
I'm tired. I'm tired.
I'm hot. **
I'm sleepy. I'm sleepy.
I'm hot. **
I'm hungry. I'm hungry.
I'm cold. **
I'm thirsty. I'm thirsty.
I'm cold. **
I'm tired. I'm tired.
I'm cold. **
I'm sleepy. I'm sleepy.
I'm cold. **

Action Word Time

Eat, Drink

Eat, drink. **
Cook, clean up. **
Eat, * drink, * cook, * clean up. **
Eat, drink. **
Cook, clean up. **
Eat, * drink, * cook, * clean up. **
Eat, drink. **
Cook, clean up. **
Eat, * drink, * cook, * clean up. **

Use the Action Words

Let's Cook Together

Let's cook together,
together, together.
Let's cook together.
Hooray, hooray, hooray!

Let's eat together,
together, together.
Let's eat together.
Hooray, hooray, hooray!

Let's drink together,
together, together.
Let's drink together.
Hooray, hooray, hooray!

Let's clean up together,
together, together.
Let's clean up together.
Hooray, hooray, hooray!

Unit 8

Word Time

Apples, Oranges

Apples, oranges
Oranges, apples
Apples, oranges
Yum! Yum!

Carrots, cucumbers
Cucumbers, carrots
Carrots, cucumbers
Yum! Yum!

Tomatoes, bananas
Bananas, tomatoes
Tomatoes, bananas
Yum! Yum!

Apples, oranges
Carrots, cucumbers
Tomatoes, bananas
Yum! Yum!

Use the Words

I Like Apples

I like apples.
I like oranges.
I like carrots.
Yum! Yum! Yum!

I like apples.
I like oranges.
I like carrots.
Yum! Yum! Yum!

I like bananas.
I like tomatoes.
I like cucumbers.
Yum! Yum! Yum!

I like apples.
I like oranges.
I like carrots.
Yum! Yum! Yum!

I like bananas.
I like tomatoes.
I like cucumbers.
Yum! Yum! Yum!

I like apples.
I like oranges.
I like carrots.
Yum! Yum! Yum!

Action Word Time

Dance, Sing

Dance, sing.
Dance, sing.
Shout! Shout!
Clap, clap, clap!

Dance, sing.
Dance, sing.
Shout! Shout!
Clap, clap, clap!

Sing, dance.
Sing, dance.
Clap! Clap!
Shout, shout, shout!

Sing, dance.
Sing, dance.
Clap! Clap!
Shout, shout, shout!

Use the Action Words

Sing with Me

Sing with me.
Sure.
Dance with me.
Sure.
Shout with me.
Sure.
Clap with me.
Sure.

La! La! La!
Sing with me.
(tap, tap, tap)
Dance with me.
Hip! Hip! Hooray!
Shout with me.
(clap, clap, clap)
Clap with me.
(Repeat first verse)

Unit 9

Word Time

The Action Chant

Play soccer, play baseball,
play soccer. **
Ride a bike. **
Ride a bike. **

Play baseball, play soccer,
play baseball. **
Climb a tree. **
Climb a tree. **

Play soccer, play baseball,
play soccer. **
Jump rope. **
Jump rope. **

Play baseball, play soccer,
play baseball. **
Swim, swim, swim. **

Use the Words


I Can Swim

I can swim.
I can swim.
Swim, swim, swim, swim.
I can swim.

I can jump rope.
I can jump rope.
Jump, jump, jump, jump.
I can jump rope.

I can play soccer.
I can play soccer.
Play, play, play, play.
I can play soccer.

I can play baseball.
I can play baseball.
Play, play, play, play.
I can play baseball.



I can ride a bike.
I can ride a bike.
Ride, ride, ride, ride.
I can ride a bike.

I can climb a tree.
I can climb a tree.
Climb, climb, climb, climb.
I can climb a tree.

Action Word Time The Ball Chant

The ball **
The ball **
Throw the ball.
Throw the ball.
Throw, throw, throw...

The ball **
The ball **
Hit the ball.
Hit the ball.
Hit, hit, hit...

The ball **
The ball **
Catch the ball.
Catch the ball.
Catch, catch, catch...

The ball **
The ball **
Kick the ball.
Kick the ball.
Kick, kick, kick...
...the ball!

Use the Action Words Watch Me

Watch me throw the ball.
Watch me catch the ball.
Watch me hit the ball.
Watch me kick the ball.
Throw, throw, throw,
throw.

Watch me throw the ball.

Watch me throw the ball.
Watch me catch the ball.
Watch me hit the ball.
Watch me kick the ball.
Catch, catch, catch, catch.
Watch me catch the ball.

Watch me throw the ball.
Watch me catch the ball.
Watch me hit the ball.
Watch me kick the ball.
Hit, hit, hit, hit.
Watch me hit the ball.

Watch me throw the ball.
Watch me catch the ball.
Watch me hit the ball.
Watch me kick the ball.
Kick, kick, kick, kick.
Watch me kick the ball.

Talk Time 3

Excuse Me

Excuse me. May I have a glass?
Yes, of course. Yes, of course.
Excuse me. May I have a glass?
Yes, of course.

Excuse me. May I have a fork?
Yes, of course. Yes, of course.
Excuse me. May I have a fork?
Yes, of course.

Excuse me. May I have a plate?
Yes, of course. Yes, of course.
Excuse me. May I have a plate?
Yes, of course.

Excuse me. May I have a spoon?
Yes, of course. Yes, of course.
Excuse me. May I have a spoon?
Yes, of course.

Fall ABCs

The Alphabet Chant: N-S

N, /n/, nest
N, /n/, nest

O, /o/, octopus
O, /o/, octopus

P, /p/, pink
P, /p/, pink

Q, /q/, quilt
Q, /q/, quilt

R, /r/, rabbit
R, /r/, rabbit

S, /s/, sandwich
S, /s/, sandwich

N, O, P, Q, R, S—oh yeah!

Unit 10

Word Time Animal Chant

A frog, a dog
A frog, a dog

A dog, a frog
A dog, a frog

A cat, a bird
A cat, a bird

A bird, a cat
A bird, a cat

A rabbit, a turtle
A rabbit, a turtle

A turtle, a rabbit
A turtle, a rabbit

Use the Words I Love My Rabbit

I love my rabbit.
I love my frog.
I love my turtle.
I love my dog.
I love my bird.
I love my cat.

Rabbit, turtle, dog.
Bird, frog, cat.

(Repeat)

Action Word Time Run, Run, Run

Jump! Jump!
Run, run, run!
Jump! Jump!
Run, run, run!
Jump! Jump!
Run, run, run!
Jump! Jump! Stop!

Hop! Hop!
Run, run, run!
Hop! Hop!
Run, run, run!
Hop! Hop!
Run, run, run!
Hop! Hop! Stop!

Fly! Fly!
Run, run, run!

Fly! Fly!
Run, run, run!
Fly! Fly!
Run, run, run!
Fly! Fly! Stop!

Use the Action Words

It Can Run!

It can run.
Run, run, run.
It can run.
Run, run, run.
It can run.
Run, run, run.
It can run!

It can jump.
Jump, jump, jump.
It can jump.
Jump, jump, jump.
It can jump.
Jump, jump, jump.
It can jump!

It can hop.
Hop, hop, hop.
It can hop.
Hop, hop, hop.
It can hop.
Hop, hop, hop.
It can hop!

It can fly.
Fly, fly, fly.
It can fly.
Fly, fly, fly.
It can fly.
Fly, fly, fly.
It can fly!

Unit 11

Word Time

Father, Father

Father, father ***
Mother, mother ***
Father, * mother *
Father, * mother *
Sister, sister ***
Brother, brother ***
Sister, * brother *
Sister, * brother *

Grandmother ***
Grandfather ***
Grandmother, * grandfather *
*** Hooray!

Use the Words The Family Song

This is my mother.
Yes, oh yes!
This is my sister.
Yes, oh yes!
This is my grandmother.
Yes, oh yes!
**** Yes, oh yes!

This is my father.
Yes, oh yes!
This is my brother.
Yes, oh yes!
This is my grandfather.
Yes, oh yes!
**** Yes, oh yes!

Action Word Time

Laugh, Laugh, Laugh

Laugh, laugh, laugh.
(Ha-ha!)
Cry, cry, cry.
(Boo-hoo!)
Laugh, laugh, laugh.
(Ha-ha!)
Cry, cry, cry.
(Boo-hoo!)

Whistle, whistle, whistle.
(whistling sound)
Wink, wink, wink.
(winking sound)
Whistle, whistle, whistle.
(whistling sound)
Wink, wink, wink.
(winking sound)

Laugh, laugh, laugh.
(Ha-ha!)
Cry, cry, cry.
(Boo-hoo!)
Whistle, whistle, whistle.
(whistling sound)
Wink, wink, wink.
(winking sound)

Use the Action Words


Please Don't Laugh

Please don't laugh.
Sorry.
Please don't laugh.
Sorry.
Please don't laugh.
Sorry.
Please don't laugh.
Sorry.
Please don't whistle.
Sorry.
Please don't whistle.
Sorry.
Please don't whistle.
Sorry.
Please don't whistle.
Sorry.
Please don't cry.
Sorry.
Please don't cry.
Sorry.
Please don't cry.
Sorry.
Please don't cry.
Sorry.
Please don't wink.
Sorry.
Please don't wink.
Sorry.
Please don't wink.
Sorry.
Please don't wink.

Unit 12

Word Time Lamp, Clock

Lamp, clock
Lamp, clock
Clock, clock...
Tick tock!
Clock, lamp
Clock, lamp
Clock, clock...
Tick tock!
Desk, chair
Desk, chair
Clock, clock...
Tick tock!



Chair, desk
Chair, desk
Clock, clock...
Tick tock!

Pillow, bed
Pillow, bed
Clock, clock...
Tick tock!

Bed, pillow
Bed, pillow
Clock, clock...
Tick tock!

Use the Words

This, That!

Lamp, lamp, this is a lamp.
Chair, chair, that is a chair.
Lamp, lamp.
Chair, chair.
This is a lamp.
That is a chair.

Clock, clock, that is a clock.
Bed, bed, this is a bed.
Clock, clock!
Bed, bed!
That is a clock!
This is a bed!

Pillow, pillow, this is a pillow.
Desk, desk, that is a desk.
Pillow, pillow.
Desk, desk.
This is a pillow.
That is a desk.

Action Word Time

Watch TV

Watch TV, watch TV.
Play, play. ***

Watch TV, watch TV.
Read, read. ***

Watch TV, watch TV.
Listen, listen. ***

Watch TV, watch TV.
Play, play.
Read, read.
Listen, listen

* And watch TV! **

Use the Action Words

Good Idea!

Let's play. **
Good idea! **
Let's play. **
Good idea! **
Let's play. Let's play.
Good idea! Good idea!

Let's play. **
Good idea! **

Let's read. **
Good idea! **

Let's read. **
Good idea! **
Let's read. Let's read.
Good idea! Good idea!

Let's read. **
Good idea! **

Let's listen. **
Good idea! **

Let's listen. **
Good idea! **
Let's listen. Let's listen.
Good idea! Good idea!

Let's listen. **
Good idea! **

Let's watch TV.
Good idea! **
Let's watch TV.
Good idea! **

Let's watch TV.
Good idea! Good idea!

Let's watch TV.
Good idea! **

Talk Time 4

What's Wrong?

What's wrong?
I can't find my lunchbox.

What's wrong?
I can't find my lunchbox.

What's wrong?
I can't find my lunchbox.

Here it is.

What's wrong?
I can't find my phone.

What's wrong?
I can't find my phone.

What's wrong?
I can't find my phone.

Here it is.

What's wrong?
I can't find my shoe.

What's wrong?
I can't find my shoe.

What's wrong?
I can't find my shoe.

Here it is.

What's wrong?
I can't find my key.

What's wrong?
I can't find my key.

What's wrong?
I can't find my key.

Here it is.

Winter ABCs

The Alphabet Chant: T-Z

T, /t/, turtle
T, /t/, turtle

U, /u/, umbrella
U, /u/, umbrella

V, /v/, violin
V, /v/, violin

W, /w/, watch
W, /w/, watch

X, /x/, box
X, /x/, box

Y, /y/, yo-yo
Y, /y/, yo-yo

Z, /z/, zebra
Z, /z/, zebra

T, U, V, W, X, Y, Z—oh yeah!

Word List

A

| | |
|--------|----|
| a | 9 |
| and | 70 |
| Annie | 4 |
| apple | 20 |
| apples | 44 |
| arms | 30 |

B

| | |
|----------|----|
| ball | 50 |
| bananas | 44 |
| baseball | 48 |
| bear | 20 |
| bed | 66 |
| bike | 48 |
| bird | 58 |
| black | 12 |
| blue | 12 |
| book | 22 |
| book bag | 22 |
| box | 75 |
| brother | 62 |
| brush | 32 |

C

| | |
|-----------|--------|
| can | 49 |
| can't | 37 |
| card | 37 |
| carrots | 44 |
| cat | 20, 58 |
| catch | 50 |
| chair | 66 |
| circle | 8 |
| clap | 46 |
| clean up | 42 |
| climb | 48 |
| clock | 66 |
| close | 24 |
| cold | 40 |
| color | 14 |
| comb | 32 |
| cook | 42 |
| crayon | 22 |
| cry | 64 |
| cucumbers | 44 |

D

| | |
|--------|--------|
| dance | 46 |
| desk | 66 |
| Digger | 4 |
| dive | 10 |
| dog | 21, 58 |
| don't | 65 |

| | |
|-------|----|
| Dot | 4 |
| draw | 14 |
| drink | 42 |
| drum | 37 |
| dry | 32 |

E

| | |
|----------|----|
| eat | 42 |
| eight | 26 |
| elephant | 21 |
| eraser | 22 |
| excuse | 54 |

F

| | |
|---------|----|
| fall | 56 |
| father | 62 |
| feet | 30 |
| find | 72 |
| fingers | 30 |
| fish | 21 |
| five | 26 |
| fly | 60 |
| fork | 55 |
| four | 26 |
| frog | 58 |

G

| | |
|-------------|----|
| game | 37 |
| guitar | 37 |
| glass | 55 |
| glue | 19 |
| goat | 38 |
| good idea | 69 |
| grandfather | 62 |
| grandmother | 62 |
| green | 12 |

H

| | |
|----------------|----|
| hair | 32 |
| hands | 7 |
| Happy birthday | 36 |
| have | 31 |
| heart | 8 |
| hello | 5 |
| here | 11 |
| hit | 50 |
| hop | 60 |
| horse | 38 |
| hot | 40 |
| hungry | 40 |

I

| | |
|---|---|
| I | 9 |
|---|---|

| | |
|--------|----|
| iguana | 38 |
| I'm | 5 |
| is | 63 |
| it | 61 |
| it's | 13 |

J

| | |
|-----------|----|
| juice | 39 |
| jump | 60 |
| jump rope | 48 |

K

| | |
|------------|----|
| kangaroo | 39 |
| key | 73 |
| kick | 50 |
| kneel down | 28 |

L

| | |
|----------|----|
| lamp | 66 |
| laugh | 64 |
| legs | 30 |
| lemon | 39 |
| let's | 6 |
| lie down | 28 |
| like | 45 |
| listen | 68 |
| love | 59 |
| lunchbox | 73 |

M

| | |
|--------|----|
| may | 54 |
| me | 15 |
| monkey | 39 |
| mother | 62 |
| my | 59 |

N

| | |
|------|----|
| nest | 56 |
| nine | 26 |
| nod | 6 |

O

| | |
|-----------|----|
| octopus | 56 |
| of course | 54 |
| okay | 29 |
| one | 26 |
| open | 24 |
| orange | 12 |
| oranges | 44 |
| over | 11 |

P

| | |
|--------|----|
| paint | 14 |
| paper | 19 |
| pencil | 22 |

| | |
|----------|--------|
| phone | 73 |
| pick up | 24 |
| pink | 56 |
| pillow | 66 |
| plate | 55 |
| play | 48, 68 |
| please | 18 |
| put down | 24 |

Q

| | |
|---------|----|
| quickly | 25 |
| quilt | 57 |

R

| | |
|-----------|--------|
| rabbit | 57, 58 |
| read | 68 |
| rectangle | 8 |
| red | 12 |
| ride | 48 |
| ruler | 22 |
| run | 60 |

S

| | |
|-------------|----|
| sandwich | 57 |
| scissors | 19 |
| see | 9 |
| seven | 26 |
| shake hands | 6 |
| shoe | 73 |
| shout | 46 |
| sing | 46 |
| sister | 62 |
| sit down | 28 |
| six | 26 |
| sleepy | 40 |
| slowly | 25 |
| smile | 6 |
| soccer | 48 |
| sorry | 65 |
| spoon | 55 |
| spring | 20 |
| square | 8 |
| stand up | 28 |
| star | 8 |
| summer | 38 |
| sure | 47 |
| swim | 10 |

T

| | |
|-----------|----|
| tape | 19 |
| Ted | 4 |
| ten | 26 |
| thanks | 36 |
| thank you | 18 |

| | |
|----------|--------|
| that | |
| the | 67 |
| thirsty | 50 |
| this | 40 |
| three | 63 |
| throw | 26 |
| tiptoe | 50 |
| tired | 10 |
| toes | 40 |
| together | 30 |
| tomatoes | 43 |
| tree | 44 |
| triangle | 48 |
| turtle | 8 |
| TV | 58, 74 |
| two | 68 |

U

| | |
|----------|----|
| umbrella | 74 |
|----------|----|

V

| | |
|-----------|----|
| very much | 18 |
| violin | 74 |

W

| | |
|----------|----|
| walk | 10 |
| wash | 32 |
| watch | 75 |
| watch me | 51 |
| watch TV | 68 |
| wave | 6 |
| what | 72 |
| whistle | 64 |
| wink | 64 |
| winter | 74 |
| with | 15 |
| write | 14 |
| wrong | 72 |

Y

| | |
|-----------|----|
| years old | 27 |
| yellow | 12 |
| yes | 54 |
| you | 36 |
| your | 22 |
| yo-yo | 75 |

Z

| | |
|-------|----|
| zebra | 75 |
|-------|----|