


Mario Herrera
Christopher Sol Cruz

BIG ENGLISH



2ND EDITION
STUDENT'S BOOK

dehkhodaedu.com





Big English Song

From the mountaintops to the bottom of the sea,
From a big blue whale to a baby bumblebee –
If you're big, if you're small, you can have it all,
And you can be anything you want to be!

**It's bigger than you. It's bigger than me.
There's so much to do, and there's so much to see!
The world is big and beautiful, and so are we!
Think big! Dream big! Big English!**

So in every land, from the desert to the sea,
We can all join hands and be one big family.
If we love, if we care, we can go anywhere!
The world belongs to everyone; it's ours to share.

**It's bigger than you. It's bigger than me.
There's so much to do, and there's so much to see!
The world is big and beautiful, and so are we!
Think big! Dream big! Big English!**

**It's bigger than you. It's bigger than me.
There's so much to do, and there's so much to see!
The world is big and beautiful and waiting for me.**

**A one, two, three...
Think big! Dream big! Big English!**





Unit 1, page 9



Unit 2, page 20




Unit 3, page 32



Stickers


Unit 4, page 48






Unit 5, page 60



Unit 6, page 72



Unit 7, page 88



Unit 8, page 100



Unit 9, page 112





BIG ENGLISH



2ND EDITION
STUDENT'S BOOK

Contents

Unit	Vocabulary	Structures
Welcome to Class! pp. a-d	student, teacher Classroom language: clap your hands, point to the door, raise your hand, sit down, stand up, turn around	Hello! What's your name? I'm... Goodbye! How are you? I'm fine, thanks.
1 Good Morning, Class! pp. 4-15	Classroom items: backpack, book, chair, crayon, desk, eraser, marker, pen, pencil, ruler blue, green, red, yellow	What is it? It's a ruler. What are they? They're crayons.
2 My Family pp. 16-27	Family members: brother, father, grandfather, grandmother, me, mother, sister Other: photo album	How many brothers and sisters do you have? I have one brother. I have two sisters.
3 My Body pp. 28-39	Parts of the body: arm, ear, eye, fingers, foot/feet, hand, hair, head, leg, mouth, nose, toes Size: big, long, short, small	Does she have long hair? Yes, she does. Does he have short hair? No, he doesn't. He has long hair.
Checkpoint Units 1-3 pp. 40-43		
4 My Favorite Clothes pp. 44-55	Clothing items: blouse, boots, dress, gloves, hat, jacket, pants, shirt, shoes, shorts, skirt, T-shirt Adjectives: new, old	What are you wearing? I'm wearing a green hat. What's she wearing? She's wearing red pants.
5 Busy at Home pp. 56-67	Home activities: brushing my teeth, combing my hair, drawing, drinking, eating, making lunch, playing, reading, taking a bath, talking on the phone, washing Rooms of the house: bathroom, bedroom, dining room, kitchen, living room	Where's Dylan? He's in the dining room. Where are you? I'm in the bedroom. Where is = Where's
6 On the Farm pp. 68-79	Animals: cat, cow, dog, duck, frog, goat, hen, horse, sheep, turtle Action words: eating, flying, jumping, running, sleeping, swimming	What's the goat doing? It's eating. What are the hens doing? They're running.
Checkpoint Units 4-6 pp. 80-83		
7 Party Time pp. 84-95	Food: apple, cake, fruit, grapes, hamburger, hot dog, ice cream, juice, milk, orange, pizza, salad, sandwich Days of the week	What do you have? I have salad. What does she have? She has milk.
8 Fun and Games pp. 96-107	Toys: action figure, plane, ball, bike, blocks, cars, doll, game, puppet, skates, stuffed animals, train Furniture: couch, shelf, table, toy box	Where's the ball? It's in the toy box on the shelf. Where are the blocks? They're under the desk.
9 Play Time pp. 108-119	Action words: catching, dancing, hitting, jumping, kicking, riding, running, singing, skating, throwing	Is she singing? Yes, she is. Are they dancing? No, they aren't.
Checkpoint Units 7-9 pp. 120-123		
Cambridge Young Learners English: Starters Practice Paper pp. 124-132 Cutouts pp. 133-138		

CLIL: Content and Culture	Phonics	Values	I can...
Math: Numbers 1-10 and classroom items one, two, three, four, five, six, seven, eight, nine, ten Around the World: Classrooms	a, t, p, n an, ant, at tan, tap pan, pat nap	Be polite. Thank you. You're welcome. Please sit down.	...use words for objects in the classroom. ...talk about classroom objects.
Social Science: People boy, girl, man, woman This is a boy. He's my brother. This is a woman. She's my mother. Around the World: Popular names name tag, wear	i, s, b, d in, is, it, pin sad, sit bad, bat dad, dip	Help your family. Can I help you? Yes, thank you. Please help me. OK, I can help you.	...use family words. ...say who is in my family. ...ask a classmate about their family.
Life Science: The senses cake, flower, guitar, hear, ice cream, picture, see, smell, taste I see/taste/hear/smell with my... Around the World: Flags of all colors country, flag	e, c, g, m pen, pet cap, cat gas, get, wig map, mat	Keep clean. Wash with soap. Rinse with water. Dry your hands.	...use words for parts of the body. ...talk about my body. ...ask and answer questions about parts of the body.
Social Science: Weather and clothes cold, desert, dry, hot, jungle, mountains, wet It's cold in the mountains. I'm wearing a jacket. Around the World: Useful hats useful, knit	o, k, ck dog, on, pot kid, kite kick, neck, pick, sock	Respect all cultures. They're wearing traditional clothes from Guatemala.	...use words for clothes and footwear. ...say what I am wearing. ...ask and answer about what people are wearing.
Art: Shapes circle, rectangle, square, triangle Around the World: Homes apartment, home, houseboat, lighthouse, yurt	u, f, ff run, sun, up fan, fog, fun off, puff	Help at home. He's washing the dishes. She's drying the dishes. She's cleaning her room. She's helping her parents.	...use words for daily routines. ...say what I do around the house. ...ask and answer about what people do around the house.
Social Science: Baby animals calf, chick, kitten, puppy A baby chicken is called a chick. Around the World: Pets canary, hamster, mouse, pet, snake	r, h, j red, rock, run hat, hen, hut jam, jet, job	Be nice to animals. brushing, feeding, playing, walking I'm feeding the chicks.	...use words for pets and farm animals. ...ask and answer about what animals and people are doing.
Life Science: Sweet and salty food chips, chocolate, cookies, fries, salt, salty, sugar, sweet Chips are salty. Chocolate is sweet. Around the World: Special food candy, pie, seaweed soup	l, ll, v, w leg, let bell, doll, tall van, vet we, web, win	Celebrate. Identify holidays and exchange holiday greetings.	...use words for party foods and drinks. ...say what I have or don't have. ...ask a classmate about what they have or don't have.
Math: Numbers 11-20 eleven, twelve, thirteen, fourteen, fifteen, sixteen, seventeen, eighteen, nineteen, twenty Around the World: Kites bird, fish	qu, x, y quack, quick box, fox, ox, six yell, yes, yum	Share your toys. Sharing is fun! Here's my car. Let's share. Okay. Thank you!	...use words for toys. ...ask and answer about where something is.
Physical Education: Playground games climb, hide and seek, hop, hopscotch, jump, jumping rope, tag Let's play hide and seek. Around the World: The same game break, cover, cut, paper, player, rock, scissors, win	ss, z, zz kiss, mess, miss zap, zip buzz, fizz, jazz	Take care of your body. Talk about and do healthy actions.	...use sports and action words. ...say what I am doing. ...ask and answer about what people are doing.

Welcome to Class!

1 Listen, look, and say.



Welcome to Class!

2 Listen. Ask and answer.



Hello! What's your name?

I'm Sam. Goodbye!

I'm Anna. What's your name?

Goodbye, Sam!



3 Listen and draw lines.



I'm Maria. What's your name?

Hello, Jane.

I'm Patrick.

Hello, Maria.
I'm Tim.



And what's your name?

I'm Jane.




4 Draw and say.



Hello. I'm...
What's your name?

Welcome to Class!

5 Listen and point.



6 Look at 5 and role-play with your teacher.

7 Read and match.

- 1 How are you?
 - 2 What's your name?
 - 3 Hello, I'm Mrs. Smith.
- a I'm Patrick.
 - b Hello, Mrs. Smith.
 - c I'm fine, thanks.





Listen and chant.

Listen to the Teacher!

Stand up!
Stand up!
Raise your hand
And turn around!
Point to the window!
Point to the door!
Clap your hands
And sit down!



Listen, look, and say.



1 Stand up.



2 Clap your hands.



3 Raise your hand.



4 Sit down.



Play the game.

Turn around!

Simon says, "Turn around!"



1

Good Morning, Class!

Vocabulary

I will learn to name classroom objects.




Song Time!



Listen, look, and say.



1 yellow desk



2 green book



3 red marker



4 blue chair



5 crayon



6 eraser



7 pen



8 pencil



9 ruler



10 backpack

2 Play the memory game.

Song

I will learn to ask and answer questions about classroom objects.

13 14
3

Listen and sing. Then look at 1 and find.

The Classroom Song

Good morning, class.
Good morning to you!
How are you?
I'm fine, thank you.

What is it? It's an eraser.
What is it? It's a ruler.
What is it? It's a pencil.
What is it? It's a crayon.

Now pick up your pen
And open your book.
Say the words
And write with me.
Let's start now. 1, 2, 3!

Chorus



15
4

Listen and number.

a




b



c



d



5

Look at 4. Ask and answer.



What is it?

It's a chair.





**THINK
BIG**

What do you take to class?

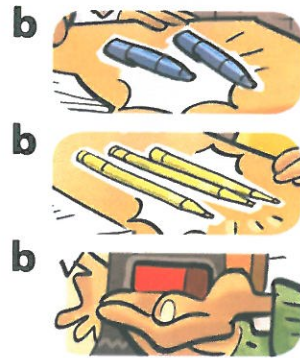
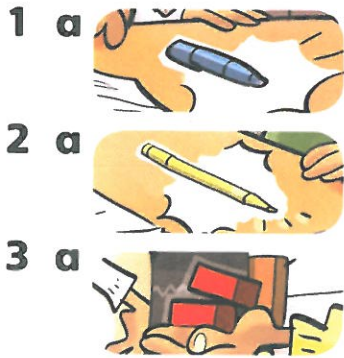
6 Listen and read. What color is the marker?

Classroom Colors





7 Look at the story. Then circle.



**THINK
BIG**

What happens next? Draw and say.



Language in Action

I will listen to a dialog about classroom objects.

8 Listen and read. Then say.

Linda: Hi! What's your name?

Bobby: My name is Bobby.




Linda: What is it?

Bobby: It's a yellow pencil.



9 Look at 8. Role-play with a partner.

10 Listen and circle.



Grammar

I will learn to use *What is it/are they? It's/They're...*

What is it?

It's a ruler.

What are they?

They're crayons.


It is = It's

They are = They're



Listen and stick.


1




2



3



4



12

Work with a partner. Look at 11. Ask and answer.



What is it?

What are they?

It's...

They're...



I will learn to count to ten.



Listen and trace. Point and say.

1

one

2

two

3

three

4

four

5

five

6

six

7

seven

8

eight

9


nine

10

ten



Listen. Count and color.



Look around. What numbers do you see in your class?

I will learn about classrooms around the world.

²⁶
15 Look, listen, and repeat.



1 Kenya



2 The United States of America




3 China

²⁷
16 Listen. Match the desk with the person above.

a




b



c



17 What do you have on your desk? Draw and say.



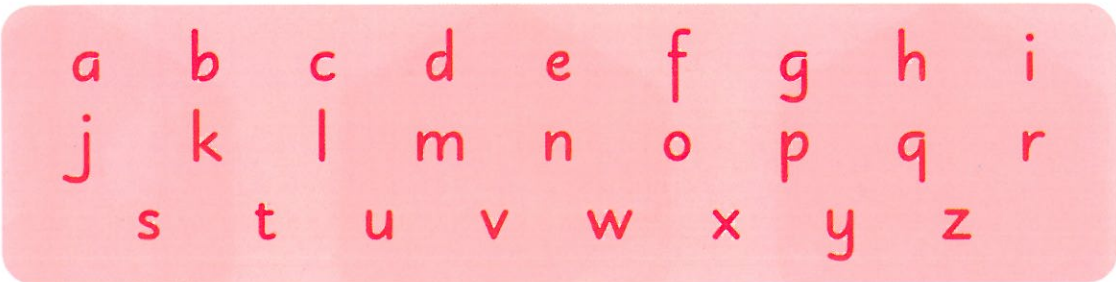
It's a... . They're... .

**THINK
BIG**

What can you find in classrooms everywhere?

I will learn to use the sounds a, t, p, n.

²⁸ **18** Listen and point. Then say.



²⁹ **19** Listen, look, and repeat.

1 a 2 t 3 p 4 n

³⁰ **20** Listen and find. Then say.



pan



ant



nap



tap

³¹ **21** Listen and blend the sounds.

1 a-n an 2 p-a-t pat
3 t-a-n tan 4 a-t at

³² **22** Underline a, t, p, and n. Then listen and chant.

Pat the ant
Has a tan.
Pat the ant
Takes a nap.



34
23

Listen and find the picture. Then listen and repeat.

a



b



24

Look at 23. Role-play with a partner.

THINK
BIG

How can you be polite in class?



Project

25

Make a **Be Polite** poster.



35
26

Listen. Look and match.

1 It's an eraser.

2 It's a book.

3 It's a desk.

4 It's a crayon.

5 It's a chair.




36
27

Listen and circle.

1



2



3



I Can

- use words for objects in the classroom.



³⁷
28 Look and find the differences. Then listen and check.



Picture A




Picture B

³⁸
29 Listen and play a game.

I Can

- talk about classroom objects.



2

My Family

Vocabulary


I will learn to name family members.



Song Time!



Listen, look, and say.



2 Play the acting game.

I will learn to ask and answer questions about family members.

3 Listen and sing. Then look at 1 and find.

I Love My Family

My family, my family!
I love my family.
See them in this picture.
They mean so much to me.

My family, my family!
I love my family.
I love them and they love me,
That's why we're family!

My father, my mother!
My sister, my brother!
We have so much fun.
They're number one.



4 Look at 3 and circle the correct answer.

- 1 grandfather / father 2 mother / sister
3 mother / brother 4 sister / brother

5 Look at 3. Ask and answer.



Who's he?

He's my grandfather.



**THINK
BIG**



Who's in your family? Who is in your friend's family? Are all families the same?

I will read a story about family members.

44
6

Listen and read. How many brothers? How many sisters?


A Big Family






7 Look at the story. Then circle.

- 1 She's my mother.
- 2 He's my father.
- 3 They're my brother and sister.



THINK BIG

Who's missing?
Draw.



Language in Action

I will listen to a dialog about family members.

⁴⁵ 8 Listen and read. Then say.

Pam: Who are they?

John: She's my sister and he's my brother.




Pam: How many brothers and sisters do you have?

John: I have one sister and two brothers.



9 Look at 8. Role-play with a partner.

⁴⁶ 10 Listen and stick. Then say.



I will learn to use *How many... do you have? I have...*

How many brothers and sisters **do** you **have**?

I **have** one brother.

I **have** two sisters.



Listen and circle.

1



2



3



4



موسسه زبان دهخدا
dekhodaedu.com

12

Ask and answer about your family.



How many brothers and sisters do you have?

I have two sisters.



I will learn to say who a person is.

49
13

Look, listen, and repeat. Then say.

brother sister father mother



1 boy



2 girl



3 man



4 woman

This is a boy. He's my brother.


50
14

Listen and point. How many boys and girls do you see? How many men and women do you see?

a




b



c



d



**THINK
BIG**



Is your teacher a man or a woman?

I will learn popular names around the world.

52
15

Look and listen.

Popular Names



16 Make a name tag. Cut and wear.



Luis



17 Ask and answer. Count the names in your class.

Name	How many?
Maria	3
Juan	4

Name	How many?
Isabella	2
Miguel	1

THINK BIG

What are the most popular names in your class?

I will learn to use the sounds i, s, b, d.

⁵³ **18** Listen, look, and repeat.

1 i

2 s


3 b

4 d

⁵⁴ **19** Listen and find. Then say.



sit



in



dad



bat

⁵⁵ **20** Listen and blend the sounds.

1 i-s is

2 p-i-n pin

3 b-a-d bad

4 d-i-p dip

5 s-a-d sad

6 i-t it

⁵⁶ **21** Underline i, s, b, and d. Then listen and chant.

Don't sit, sit, sit
On a pin, pin, pin.
It's bad, bad, bad
To sit on a pin!



22 Listen and read. Then circle.



1 Pam helps her **brother** / **sister**.



2 Tommy helps his **brother** / **sister**.

23 Look at 22. Role-play with a partner.

THINK BIG

How do you help your family?
Can you help more?



Project

24 Make an **I Can Help** poster.



⁶⁰ 25 Listen and ✓.

1 a



b



2 a



b



3 a



b



4 a



b



⁶¹ 26 Listen and number.

a



b



c



I Can

- use family words.



27 Work with a partner. Ask and answer. Then draw.



28 Play the game.

I Can

- say who is in my family.
- ask a classmate about their family.



3


My Body

Vocabulary

I will learn to name parts of the body.



1 Listen, look, and say.



2 Play the team game.

Song

I will learn to ask and answer questions about parts of the body.

64 65
3

Listen and sing. Then look at 1 and find.

My Body Song

Do you have two ears?
Do you have one mouth?
Do you have two eyes?

Yes, I do. Yes, I do.

I have ten fingers.

I have ten toes.

I have two feet

And one big nose!

And do you have long legs?
And do you have short hair?
And do you have small hands?
I sing my body song, my body song,
I sing my body song again!

66
4

Listen and ✓.

1 a



2 a



3 a



b



b



b



5

Look at 4. Ask and answer.



How many ears do you have?

I have two ears.



**THINK
BIG**


Do you have short or long hair? Who do you know who has short or long hair?


I will read a story about parts of the body.

68
6

Listen and read. What's the teddy bear's name?

Lost Teddy Bear





7 Look at the story. Circle Bobo.



THINK BIG

What's your favorite toy? What does it look like? Draw and say.



Language in Action

I will listen to a dialog about parts of the body.

69
8

Listen and read. Then say.

Alex: Wow. That's a cool dinosaur!

Mia: I know. It has a small head.

Alex: Does it have short legs?

Mia: No, it doesn't. It has long legs.



9

Look at 8. Role-play with a partner.

70
10

Listen and stick. Then say.



Grammar

I will learn to use *Does... have... ? Yes, ... does./No, ... doesn't.*

Does she have long hair?	Yes, she does .
Does he have short hair?	No, he doesn't .
Does it have a small head?	Yes, it does .
Does it have a big head?	No, it doesn't .



Listen and ✓.

1




2



3



4



12 Ask and answer about your family.



Does your sister have long hair?

No, she doesn't. She has short hair.



I will learn about senses.

⁷³ 13 Look, listen, and repeat.



1 see



2 smell



3 taste



4 hear

⁷⁴ 14 Look, listen, and read. Then match. What do you taste with?



a picture

1 I see with my 👁️ 👁️ .

2 I smell with my 👃 .

3 I taste with my 🗨️ .

4 I hear with my 👂 👂 .



b cake



c guitar



d flower

THINK BIG


Can you see, hear, taste, or smell these things?



I will learn about flags from around the world.

⁷⁶
15 Look. Listen, point, and say.


Flags of All Colors



⁷⁷
16 Look and listen. Write the number.



17 Draw and color your country's flag.



18 Look at 17. Talk with a partner.



What color is it?

It is green, red and white.



THINK BIG

How many colors does your flag have?

I will learn to use the sounds e, c, g, m.

⁷⁸
19 Listen, look, and repeat.

1 e

2 c

3 g

4 m

⁷⁹
20 Listen and find. Then say.



cap



map



pen



gas

⁸⁰
21 Listen and blend the sounds.

1 p-e-t pet

2 c-a-t cat

3 g-e-t get

4 m-a-t mat

5 w-i-g wig

⁸¹
22 Underline e, c, g, and m. Then listen and chant.

The cap is on the cat.
The cat goes on the map.
The pen goes on the bed.



I will learn to say how I keep clean.

83
23

Listen and number. Then listen and repeat.



Rinse with water.



Dry your hands.



Wash with soap.

84 85
24

Listen and circle. Then sing.

Keep Clean

1 Every day
Before I eat
And after I play,
I **dry / wash** my hands.

2 With a lot of soap
It's easy, you see.
Rinse / Dry with water
Just like me.

3 **Dry / Wash** them well and
Sing this song.
Keep your hands clean
All day long!

THINK
BIG

Do you wash your hands
before you eat? Why?



Project

25 Decorate a **Tissue Box**.



1 Cut out shapes.



2 Paste shapes.



3 Use a tissue.

⁸⁷
26 Listen and ✓.

1 a



b



2 a



b



3 a



b



4 a



b



27 Look and write.

ear hands mouth feet



1 _____

2 _____

3 _____

4 _____

I Can

• use words for parts of the body.



⁸⁸
28 Complete the monster. Listen, draw, and color.



29 Draw your own monster. Ask and answer with a partner.



How many arms does it have?

It has four arms!



I Can

- talk about my body.
- ask and answer questions about parts of the body.



Do I know it?

1 Think about it. Look and circle. Practice.



I know this.



I need more practice.



I don't know this.

1 p. 4




2 p. 9

What is it? It's a...



What are they? They're...



3 p. 16

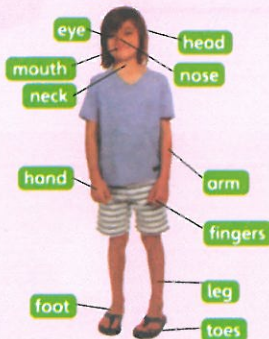


4 p. 21

How many... do you have?



5 p. 28



6 p. 33

Does she have long hair?



I can do it!

1
2
3



Get ready.

A. Listen and number.



4

B. Look at A and point. Ask and answer.



5

C. Listen and circle.

1 Mark



6

2 Kate



7


8

D. Look at C and point. Role-play with a partner.



9

3 Get set.

 Cut out the cards on page 133.
Now you're ready to **Go!**

4 Go!

A. Listen. Put the cards on the numbers.

1	2	3  موسسه زبان دهخدا dehkhodaedu.com
4	5	6

B. Point to a card. Ask and answer.

Card 2. Does she have long hair?

Yes, she does.

5 Write or draw.

ALL About Me



My name is: _____
This is me.

This is my family.

Do I know it now?

6 Think about it.

A. Go to page 40. Look and circle again.

B. Check (✓).

- I can start the next unit.
- I can ask my teacher for help and then start the next unit.
- I can practice and then start the next unit.



7 Rate this Checkpoint. Color.



hard OK easy



not fun OK fun

1

2

3

4

5

6

7

8

9

4

My Favorite Clothes!

Vocabulary

I will learn to name clothes.



Song Time!



Listen, look, and say.



2 Play the describing game.

Song

I will learn to ask and answer questions about clothes.

94 95
3

Listen and chant. Then look at 1 and find.



What Are You Wearing?

What are you wearing?

I'm wearing a T-shirt.

What are you wearing?

I'm wearing a skirt.

What's he wearing?

He's wearing new shorts.

What's he wearing?

He's wearing old boots.

What's she wearing?

She's wearing a red hat.

What's she wearing?

She's wearing pink shoes.



96
4

Listen and number in order.



5

Point, ask, and answer.



What is it?

It's a red hat.



**THINK
BIG**

What are your favorite clothes?


I will read a story about favorite clothes.

98
6


Listen and read. What color is Patrick's hat?

My Favorite Hat!





7 Look and match.



THINK BIG

Do you like wearing hats?
Draw a funny hat.
Then show the class.



موسسه زبان دهخدا
dehkhodaedu.com

Language in Action

I will listen to a dialog about clothes.



Listen and read. Then say.

Olivia: What's your brother wearing?

Mario: He's wearing a white shirt.

Olivia: His shirt is big.

Mario: Hey! That's not his shirt.
That's my shirt!



Look at 8. Role-play with a partner.



Listen and stick. Then say.



Grammar

I will learn to use *What are you wearing? I'm wearing a/an...*

What **are** you **wearing**?

I'm **wearing** a green hat.

What's he/she **wearing**?

He's/She's **wearing** red pants.



Listen and match.

1



2



3



4



a




b



c



d



12

Ask and answer about your clothes.



What are you wearing?

I'm wearing a green shirt and blue pants.



I will learn about weather and clothes.

103
13

Look, listen, and repeat. Then say.



1

hot




2

wet



3

cold



4

dry



5

mountains



6

desert



7

jungle

It's cold.

The mountains.

104
14

Listen and point. Is it wet in the desert?

It isn't ...

It is ...



It's... I'm wearing...

**THINK
BIG**


Where is she?
Draw and say.

I will learn about different hats around the world.

106
15

Look and listen. Circle **True** or **False**.

Useful Hats!



bush hat



conical hat



knit hat


- | | | |
|--|------|-------|
| 1 A bush hat is good in hot weather. | True | False |
| 2 A conical hat is good in cold weather. | True | False |
| 3 A knit hat is good in wet weather. | True | False |

16 Draw yourself wearing a useful hat. Then talk with a partner.



What are you wearing?

I'm wearing a knit hat.



THINK BIG

When do you wear a hat? Tell a friend.

I will learn to use the sounds o, k, ck.

107
17 Listen, look, and repeat.

1 o

2 k

3 ck


108
18 Listen and find. Then say.



kid



sock



on

109
19 Listen and blend the sounds.

1 p-o-t pot

2 k-i-t-e kite

3 n-e-ck neck

4 k-i-ck kick

5 d-o-g dog

6 p-i-ck pick

110
20 Underline o, k, and ck. Then listen and chant.

Put on your socks,
Put on your shorts.
Kick the ball,
Kick, kick, kick!




I will learn to talk about clothes from different cultures.

21 Listen and number. Then say.



They're wearing traditional clothes from Guatemala.



They're wearing traditional clothes from the Philippines.



They're wearing traditional clothes from Kenya.

22 Look at 21. Ask and answer.



What are they wearing?



They're wearing orange and green blouses

THINK BIG

Do people wear traditional clothes in your country? What do they wear?















Project

23 Make a **Traditional Clothes** collage.



¹¹³
24 Listen and ✓.

1 a		<input type="checkbox"/>	b		<input type="checkbox"/>	c		<input type="checkbox"/>
2 a		<input type="checkbox"/>	b		<input type="checkbox"/>	c		<input type="checkbox"/>
3 a		<input type="checkbox"/>	b		<input type="checkbox"/>	c		<input type="checkbox"/>
4 a		<input type="checkbox"/>	b		<input type="checkbox"/>	c		<input type="checkbox"/>

25 Look and write.

boots jacket pants shirt



1 _____ 2 _____ 3 _____ 4 _____

I Can

- use words for clothes and footwear.



26 Work in two pairs. Ask and answer.



27 Work in two groups. One group looks away and answers the teacher. Score 1 point for each correct answer.



Take turns. Which group remembers the most?

I Can

- say what I am wearing.
- ask and answer about what people are wearing.



5

Busy at Home

Vocabulary


I will learn to name home activities.



Song Time!



Listen, look, and say.



2 Play the acting game.

Song

I will learn to ask and answer questions about home activities.

116 117
3

Listen and sing. Then look at 1 and find.

What Are You Doing?



I'm brushing my teeth.
I'm combing my hair.
I'm busy. I'm busy.
What are you doing?

I'm eating my breakfast.
I'm washing my face.
I'm busy. I'm busy.
What are you doing?

I'm talking on the phone.
I'm making my lunch.
I'm busy. I'm busy.
What are you doing?

Chorus



118
4

Listen and say **yes** or **no**.

1



2



3



5

Look at 4. Ask and answer.



What are you doing?

You're Number 1!

I'm eating.



**THINK
BIG**

Why do we brush our teeth?
Why do we eat?

120
6

Listen and read. What's Patrick drawing?

Fun at Home





7 Look at the story. Circle.

1 Who is playing?



2 Who is making lunch?



3 Who is drawing?



What do you like doing at home? Draw.



Language in Action

I will listen to a dialog about home activities.

121
8

Listen and read. Then say.

Mrs. Miller: Hi, Grace.

Grace: Hi, Mrs. Miller. Where's Andrea?

Mrs. Miller: She's in the living room.

Grace: What's she doing?

Mrs. Miller: She's doing her homework.




9

Look at 8. Role-play with a partner.

122
10

Listen and stick. Then say.



Grammar

I will learn to use *Where's/Where are...? He's in the...*

Where's Dylan?	He's in the dining room.
Where's Pam?	She's in the living room.
Where are you?	I'm in the bedroom.

where is = where's
he is = he's
she is = she's
I am = I'm




Listen and ✓.


1 Where's Sara?



2 Where's Manny?



3 Where's Kevin?



4 Where's Peggy?



12 Look at 11. Ask and answer.



Where's Sara?

She's in the kitchen.



I will learn about different shapes.

126
13

Look. Listen and say.



1 square



2 circle



3 triangle



4 rectangle

127
14

Look and listen. Write the number.



15

Draw shapes. Color. Write how many.

___ squares

___ circles

___ triangles

___ rectangles



Look around. What shapes are in your class?

I will learn about different kinds of homes.

128 16 Look and listen.

My home is in... I live in a... I live on a...


Homes




apartment



yurt



houseboat



lighthouse

17 Draw your home. Talk with a partner.



My home is square.

My home is old.



THINK BIG

Which home do you like from the above? Why?

I will learn to use the sounds u, f, ff.

¹²⁹ **18** Listen, look, and repeat.

1 u

2 f

3 ff

¹³⁰ **19** Listen and find. Then say.



fan



up



puff

¹³¹ **20** Listen and blend the sounds.

1 r-u-n run

2 f-u-n fun

3 o-ff off

4 s-u-n sun

5 f-o-g fog

¹³² **21** Underline **u**, **f**, and **ff**. Then listen and chant.

We're having fun,
Running in the sun.
Up, up, up!
Puff, puff, puff!



I will learn to talk about helping at home.



22 Listen and match. Then listen and repeat.

She's washing the dishes. He's drying the dishes. He's cleaning his room.



23 How do you help at home? Act it out. Your partner guesses.

He's drying the dishes.



Does it feel good to help at home? Why?



Project

24 Make a Helping at Home chart. Work in small groups.

	Me	1 _____	2 _____	3 _____
Clean my room.				
Do my homework.				
Help my parents.				
Wash the dishes.				

136
25

Listen and number.

a



b



c



d



e



26

Look and write.

eating playing reading talking



1 She's

_____.



2 He's

_____.



3 He's

_____.




4 She's

_____.

I Can

- use words for daily routines.



27 Work in groups. Play the **Memory** game.

Student 1:
Act and say.

Student 2:
Talk about Student 1.
Then act and say.



Student 3:
Talk about Students 1 and 2. Then act and say.

**Play with the whole class.
How much can you remember?**

I Can

- say what I do around the house.
- ask and answer about what people do around the house.



6

On the Farm

Vocabulary

I will learn to name animals.



Song Time!



Listen, look, and say.



1 turtle



2 hen



3 cow



4 sheep



5 sleeping 6 cat



7 running 8 horse



9 flying 10 duck



11 jumping 12 frog



13 swimming 14 dog



15 eating 16 goat

2 Play the guessing game.

Song

I will learn to ask and answer about what animals are doing.

139 140
3

Listen and chant. Then look at 1 and find.

Look at the Animals



Look over here!
Look over there!
There are animals
Everywhere!

What is it?
It's a duck.
What's it doing?
It's flying up high!

What is it?
It's a dog!
What's it doing?
It's jumping with the frogs!

What are they?
They're goats!
What are they doing?
They're eating some oats!

Chorus

141
4

Listen and number.

a



b



c



5

Look at 4. Ask and answer.



What is it?

What's it doing?

It's a horse.

It's running.



**THINK
BIG**



What animals can jump?
What animals can fly?
What animals can swim?

143
6

Listen and read. What's the goat doing?

It's Eating Your Skirt!





7 Look and number.

1 running

2 flying


3 eating

4 jumping



THINK BIG

What happens next?
Draw.



Language in Action

I will listen to a dialog about what animals are doing.

¹⁴⁴ 8 Listen and read. Then say.

Peggy: What's the sheep doing?

Matt: It's eating.

Peggy: What are the hens doing?

Matt: They're running!



9 Look at 8. Role-play with a partner.

¹⁴⁵ 10 Listen and stick. Then say.



Grammar

I will learn to use *What's the... doing? It's swimming.*

What's the duck **doing**?

It's **swimming**.

What **are** the cows **doing**?

They're **eating**.

What's he/she **doing**?

He's/She's **running**.




Listen and ✓.

1



2



3



4



12

Look at 11. Ask and answer.



What are the horses doing?

They're eating hay.



I will learn about baby animals.

148
13

Look, listen, and repeat. Then match.



1 chick



2 puppy



3 kitten



4 calf

a It has black ears.

b It's black and white.

c It has blue eyes.

d It's yellow.

149
14

Look, listen, and point. How many baby animals are there?



THINK BIG

Read and match.

chick
dog

kitten
chicken

puppy
cow

calf
cat

I will learn about pets from around the world.

151
15

Look and listen. Match the pets with the countries.

1



2



3



4



United States



Greece



Australia



Japan

16

Draw a pet for you. Then describe your pet to a partner.



I'm Juanita. This is my pet cat. She's...



**THINK
BIG**

Which animals make good pets?
Which animals make bad pets?

I will learn to use the sounds r, h, j.

¹⁵²
17 Listen, look, and repeat.

1 r

2 h

3 j

¹⁵³
18 Listen and find. Then say.



hat



jam



rock

¹⁵⁴
19 Listen and blend the sounds.

1 r-e-d red

2 h-e-n hen

3 j-e-t jet

4 r-u-n run

5 h-u-t hut

6 j-o-b job

¹⁵⁵
20 Underline r, h, and j. Then listen and chant.

A red hen in
A red hat
Is eating red jam.
Run, red hen, run!



I will learn to talk about being nice to animals.


21 Listen and find the picture. Listen again and repeat.



1 feeding



2 walking



3 brushing



4 playing

22 Look at 21. Role-play with a partner.



What are you doing?



I'm feeding the chicks.

THINK BIG

How do you look after animals? Draw.



Project

23 Make a **Bird Feeder**.



1 Clean.



2 Cut.



3 Tie.



4 Fill.



5 Hang.

24

Look and write.

eating flying jumping running



1 They're _____.



2 It's _____.



3 It's _____.



4 It's _____.

159
25

Listen and number.

a



b



c



d



I Can

- use words for pets and farm animals.



160
26

Listen, find, and say. Then role-play.

1




2



3



4



27

Work in teams. Role-play. Ask and answer.



What's the dog doing?



It's jumping.

I Can

- ask and answer about what animals and people are doing.



Do I know it?

1 Think about it. Look and circle. Practice.



I know this.



I need more practice.



I don't know this.

1 p. 44




2 p. 49

What are you wearing?



3 p. 56



4 p. 61

Where's... ?



5 p. 68



6 p. 73

What's the cat doing?



I can do it!

1



Get ready.

A. Look. Circle the correct words.



2

3

4

5

6

- 1 Mom is **reading a book** / eating.
- 2 Dad is **washing** / making lunch.
- 3 The cat is **sleeping** / playing.
- 4 The girl is **drinking** / talking on the phone.


B. Look at **A** and point. Ask and answer.

What's she wearing?

She's wearing a green shirt and brown pants.

7

C. Listen and number.



8

9

3 Get set.



STEP 1 Cut out the cards on page 135.



STEP 2 Put the cards on your desk. Mix the cards up. Now you're ready to **Go!**

4 Go!

A. Arrange the cards to make the person below. Ask and answer with a partner.



- What's she wearing?
- What's she doing?

B. Make 3 more people. Don't show your cards. Describe one of your people. Your partner makes the same person. Show your cards and check.

He's in the bathroom. He's talking on the phone...

1

2

3

4

5

6

7

8

9

5 Draw.

ALL About Me



My favorite animal is:

I'm wearing:

Do I know it now?

6 Think about it.

A. Go to page 80. Look and circle again.

B. Check (✓).

- I can start the next unit.
- I can ask my teacher for help and then start the next unit.
- I can practice and then start the next unit.



7 Rate this Checkpoint. Color.



hard OK easy



not fun OK fun

7

Party Time

Vocabulary

I will learn to name food.



Song Time!



Listen, look, and say.



1 cake



2 apple



3 ice cream



4 juice



5 milk



6 grapes



7 pizza



8 salad



9 hamburger



10 fruit



11 sandwich



12 hot dog



13 orange

2 Play the memory game.

I will learn to ask and answer questions about food.

165 166
3

Listen and sing. Then look at **1** and find.

It's My Birthday Party!



Welcome, friends.
Please sit down.
It's my birthday party!
With games and a clown!

We have pizza, hot dogs,
Salad, too.
Apples, cake,
And ice cream for you!

Or put a hamburger
On your plate.
With juice or milk
It'll taste great.

Thanks for the presents
What a great day!
Let's eat and drink
And play, play, play.



167
4

Listen and say **yes** or **no**.

1



2



3



4



5

Look at **4**. Ask and answer.



What does
he have?

He has milk.



**THINK
BIG**

What food do you eat every day?
What food do you eat on special days?

I will read a story about a party.




Listen and read. What day is Tim's party?

How Many More Days?



It's Wednesday. My party is on Saturday. Only three more days!





7 Look at the story. Read and circle.

1 Tim has...



2 Jane has...



3 What does Patrick have?



What is your favorite day?
 Sunday Monday Tuesday Wednesday
 Thursday Friday Saturday
 What's your favorite party food? Say.

Language in Action

I will listen to a dialog about what people have.

170
8

Listen and read. Then say.

Tom: What do you have, Ben?

Ben: I have a present for you.
Happy birthday, Tom!

Tom: Thanks!

Ben: Is Matt here?

Tom: Yes, he is.

Ben: Oh, good. He has a great
present for you!



9

Look at 8. Role-play with a partner.

171
10

Listen and stick. Then say.



Grammar

I will learn to use *What does he have? He has...*

What does he have ?	He has milk.
What do you have ?	I have juice.

11 Match. Then say.

1 What do you have?
I have salad.



2 What do you have?
I have cake and milk.



3 What do you have?
I have juice and ice cream.

4 What do you have?
I have fruit.

12 Look at 11. Ask and answer.



What does she have?

She has cake and milk.




I will learn about sweet and salty foods.

13 Look, listen, and repeat. Then say.



1 sugar



2 chocolate



3 cookies



4 salt



5 chips



6 fries

I have chocolate and fries.

14 Look and match. Then listen and check.



THINK BIG

Name other sweet and salty foods.
What's your favorite? Salty or sweet?

I will learn about birthday food around the world.

176
15

What food do the children have on their birthday?
Listen and circle the correct words.

Birthday Food



Candy



Pie



Soup



Miguel

1 Miguel has **candy** / **soup** on his birthday.

2 Jack has **pie** / **cake** on his birthday.




Jack



Susie

3 Susie has **cake** / **soup** on her birthday.

4 Anya has **pie** / **candy** on her birthday.



Anya

16 Tell your partner about you.

On my birthday, I have cake and fruit.



THINK BIG

Why do people have special food on their birthday? How else do they celebrate?

I will learn to use the sounds l, ll, v, w.

177 Listen, look, and repeat.


1 l

2 ll

3 v

4 w

178 Listen and find. Then say.



web



doll



leg



van

179 Listen and blend the sounds.

1 l-e-t let

2 b-e-ll bell

3 v-e-t vet


4 w-e we

5 w-i-n win

6 t-a-ll tall

180 Underline l, ll, v, and w. Then listen and chant.

Let's ring the bell
For the vet
With the van!



I will learn to talk about celebrations.

182
21

Listen and number.

Birthday



Father's Day



New Year's Day



22

Look at 21. Role-play with a partner.

Happy New Year!

Thank you. Happy
New Year to you!

**THINK
BIG**

Do you celebrate birthdays in your country?
Why do you think it is important?



Project

23

Make a Greeting Card.



1 Fold.



2 Write.



3 Cut.



4 Paste.



5 Color.

24 Look and match.

Monday	Tuesday	Wednesday	Thursday	Friday	Saturday	Sunday
						

- | | |
|------------------------|----------------|
| 1 On Monday, I have | a cake. |
| 2 On Tuesday, I have | b pizza. |
| 3 On Wednesday, I have | c salad. |
| 4 On Thursday, I have | d a hamburger. |
| 5 On Friday, I have | e an apple. |
| 6 On Saturday, I have | f a hot dog. |
| 7 On Sunday, I have | g grapes. |

25 Look and write. Use **have** or **has**.

1 They _____ a soccer ball.



2  She _____ birthday presents.

3 My sister _____ a blue bicycle.



4  My mother and father _____ a red car.


I Can

- use words for party foods and drinks.



183
26

Find the differences and say. Then listen and check.



27 Look at 26. Play a game.



In Picture A, Sam has ice cream.

In Picture B, Sam has fruit.



I Can

- say what I have or don't have.
- ask a classmate about what they have or don't have.



8

Fun and Games

Vocabulary


I will learn to name toys.



Song Time!



1 Listen, look, and say.



2 Play the memory game.

Song

I will learn to ask and answer questions about toys.

187 188
3

Listen and sing. Then look at 1 and find.

What's in Your Toy Box?

Kim, what's in your toy box?
Do you have a plane?
No, but this is my blue car.
And where's my gray train?

Kim, what's on your toy shelf?
Do you have a ball?
Yes, yes, here it is.
And here's my purple doll.

Kim, what's on your table?
Do you have big blocks?
Yes, and these are my puppets.
My favorite's Mr. Fox!

These are my favorite toys,
Purple, green, and gray.
I share my toys with my friends.
And I play every day!

189
4

Listen and number.

a



b



c



5

Look at 4. Ask and answer.



What's in your toy box?

These are my blocks.






**THINK
BIG**

What toys can a baby play with? Why?
What toys do you play with? Why?

6 Listen and read. Where is Jane's doll?

Where Are My Toys?






7 Look at the story. Read and circle.

1 Jane's doll is under the...



2 Jane's action figures are on the...



3 Jane is playing with her...



What's your favorite toy?
Where's your favorite toy?

Language in Action

I will listen to a dialog about where something is.

¹⁹² 8 Listen and read. Then say.

Dan: Mom, where's my plane?

Mom: It's under the table.

Dan: Oh, and where are my blocks?

Mom: They're on the shelf.

Dan: Thanks. Where's my stuffed animal?

Mom: It's in the washing machine!



9 Look at 8. Role-play with a partner.

¹⁹³ 10 Listen and stick. Then say.



Grammar

I will learn to use *Where's the...? It's in/on/under the...*

Where's the ball?	It's in the toy box. It's on the shelf. It's under the table.
Where are the skates?	They're under the desk. They're on the couch.

11 Listen and ✓.

1

a



b



2

a



b

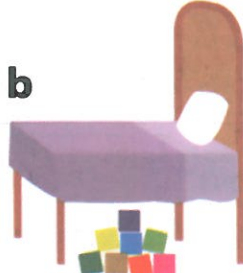


3

a




b



4

a



b



12 Look at 11. Ask and answer.



Where's the doll?

It's on the shelf.



I will learn to count from 11 to 20.

¹⁹⁶
13 Listen and trace. Point and say.

11

eleven

12

twelve

13

thirteen

14

fourteen

15

fifteen

16

sixteen

17

seventeen

18

eighteen


19

nineteen

20

twenty

14 Count the apples and write the number.



15 How old are you? Write the number. Draw the same number of apples in the box.



THINK BIG

Do you count with your fingers? Why?



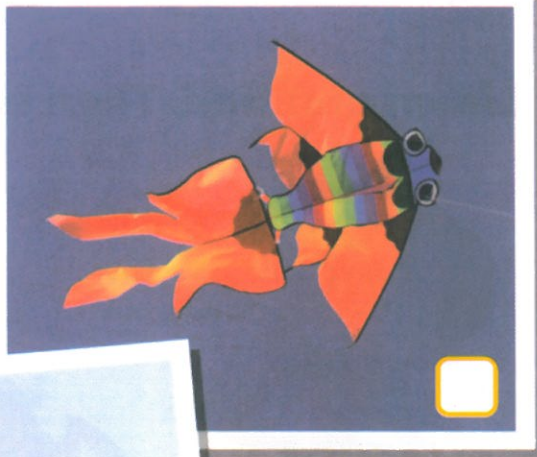
I will learn about kites from around the world.

197
16

Look and listen. Number.

It looks like a...
It has a shape like a...

Cool Kites



17 Color the kite. Talk with a partner.



What color
is your kite?

My kite is green,
red, and yellow.



THINK
BIG

Where is the best place to fly a
kite near your home or school?

I will learn to use the sounds qu, x, y.

¹⁹⁸
18 Listen, look, and repeat.

1 qu


2 x

3 y

¹⁹⁹
19 Listen and find. Then say.



yell



quick



six

²⁰⁰
20 Listen and blend the sounds.

1 qu-a-ck

quack

2 b-o-x

box

3 y-e-s

yes

4 o-x

ox

5 f-o-x

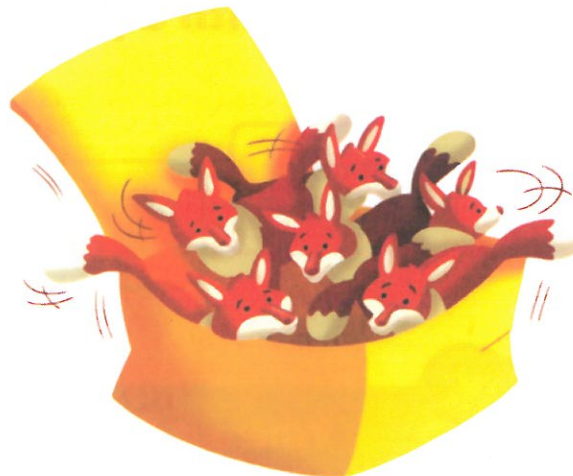
fox

6 y-u-m

yum

²⁰⁷
21 Underline **qu**, **x**, and **y**. Then listen and chant.


Six quick foxes,
In a yellow box!



I will learn to talk about sharing my toys.



Listen and number.



23

How do you share with your friends?
Act it out with a partner.



Here's my plane.
Let's share.

OK.
Thank you!



Is it good to share your toys? Why?



Project

24

Make a **Fun Kite** to show and share.



1 Draw.



2 Cut.



3 Paste.



4 Show.

25 Look and write.

plane bike doll game puppet train

1 Where's my _____?



2 Do you like my new _____?



3 I want a big _____.



4 Look at my _____.



5 That's a funny _____.



6 Let's play a _____.



26 Look and write **in**, **on**, or **under**.



1 They're _____ the table.

2 It's _____ the toy box.

3 It's _____ the chair.

I Can

- use words for toys.



204
27

Listen and circle. Then say.



28 Look at 27. Ask and answer.



Where are the action figures?

They're on the bed and under the chair.

Where are the planes?

They're on the shelf and under the desk.



I Can

- ask and answer about where something is.



9

Play Time

Vocabulary


I will learn to name action words.



Song Time!



1 Listen, look, and say.



2 Play the miming game.

I will learn to ask and answer questions about play time.

208 209
3

Listen and sing. Then look at 1 and find.

Play Time Is Cool!




We like play time at our school.
Singing and dancing,
Throwing and catching.
Play time is cool at our school!

I'm throwing the ball.
It's so much fun!
Are you
Hitting and running?
Yes, and it's fun.

We're kicking the ball
And trying to score.
It's so much fun.
Let's play some more.

Chorus



210
4

Listen and ✓.

1 a



b



2 a



b



5

Look at 4. Ask and answer.



Are you kicking?

Yes, I am.




**THINK
BIG**

What do you like doing at play time?
Do you use your hands or feet?



Listen and read. What's Ann doing?

I'm Not Tired!





7 Look at the story. Number the pictures in order.



How do you get ready for bed?
Act it out and say what you are doing!

Language in Action

I will listen to a dialog about what people are doing.

213
8

Listen and read. Then say.

Dad: Where's Amy?

Tim: She's going to school.

Dad: Is she riding her bike?

Tim: No, she isn't.

Dad: Is she taking the bus?

Tim: No, she isn't. She's skating!



9

Look at 8. Role-play with a partner.

214
10

Listen and stick. Then say.




Grammar

I will learn to use *Is/Are... singing? Yes, ... is/are.*

Is she singing ?	Yes, she is .	No, she isn't
Are they dancing ?	Yes, they are .	No, they aren't .



Listen and number.



12 Look at 11. Ask and answer.



Is he running?

No, he isn't. He's riding a bike.



I will learn about games and activities.

218
13

Listen, repeat, and point. Then ask and answer.

What games do you play in the playground?

Hopscotch and jumping rope.

219
14

Listen and point. What's her favorite game?



climbing



jumping rope



hide and seek



hopscotch



tag

15

Match. Then act and say.

1 1, 2, 3... Where are you?

2 Hop, hop, hop!

3 Let's run! Run! Run!

4 Jump! Jump! Jump!

5 Up! Up! Up!

a hopscotch

b hide and seek

c jumping rope

d climbing

e tag

Jump! Jump! Jump!



THINK BIG

Who do you play with? What are your favorite games?

I will learn about the Rock, Paper, Scissors game.

221
16

Look and listen. Say and do the action.

● Rock, Paper, Scissors
● Same Game... Different Name!



222
17

Listen and match. Draw lines.

1



Eva

2



Michio

3



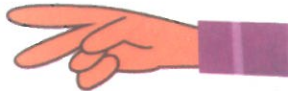
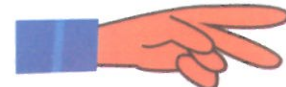

Raúl

- 1 Eva plays Rock, Paper, Scissors with her
- 2 Michio plays Janken with his
- 3 Raúl plays Cachipún with his

- a brother Martin.
- b friends at school.
- c sisters and best friend.

223
18

Look, listen, and say. Play with a friend.



1 Rock breaks scissors.
Rock wins!

2 Paper covers rock.
Paper wins!

3 Scissors cut paper.
Scissors win!

THINK BIG

Do you play Rock, Paper, Scissors in your country? What do you call it? Who do you play with? Who wins?

I will learn to use the sounds ss, z, zz.



²²⁴
19 Listen, look, and repeat.

1 **SS**

2 **Z**

3 **ZZ**

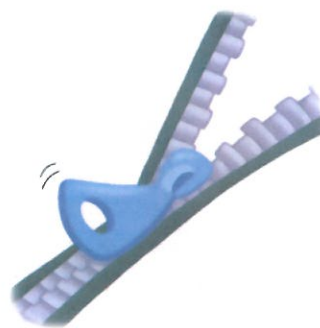
²²⁵
20 Listen and find. Then say.



buzz



kiss



zip

²²⁶
21 Listen and blend the sounds.

1 m-e-ss mess

2 z-a-p zap

3 f-i-zz fizz

4 m-i-ss miss

5 j-a-zz jazz

²²⁷
22 Underline **ss**, **z**, and **zz**. Then listen and chant.

Buzz goes the bee.
Zip, zap!
It misses me!



I will learn to say how I take care of my body.

229
23

Look and listen. Then write.

jumping kicking running



1 _____



2 _____



3 _____

24

Ask and answer. Act it out with a partner.



What are you doing?



I'm jumping.

THINK BIG

How do you take care of your body?
Why is it important?



Project


25

Make a **Daily Exercise** chart to show and share.

	S	M	T	W	T	F	S
Jump	5 min						
Kick	5 min						
Run	10 min						

230
26

Listen and number.



27

Find eight action words.

F	T	X	R	G	N	A	F	C	P	G	W
I	K	H	K	G	C	J	W	A	L	S	H
L	R	I	R	Z	A	U	Y	T	T	I	I
T	F	I	C	O	D	M	E	C	B	N	T
Z	P	K	D	K	W	P	R	H	G	G	T
Y	D	U	V	I	I	I	O	I	W	I	I
S	C	H	T	T	N	N	N	N	U	N	N
R	U	N	N	I	N	G	G	G	V	G	G

I Can

- use sports and action words.



232
28

Listen and circle.



29

Look at 28. Ask and answer.



Is he jumping?

Yes, he is.

Are they dancing?

No, they aren't.
They're running.



I Can

- say what I am doing.
- ask and answer about what people are doing.



Do I know it?

1 Think about it. Look and circle. Practice.



I know this.



I need more practice.



I don't know this.

1 p. 84

2 p. 89

What does she have?

3 p. 96

4 p. 101

5 p. 108

6 p. 113

Is she dancing?

I can do it!



Get ready.

A. Look. Listen to the questions. Circle the correct words.



- 1 It's on the shelf / table.
- 2 They're on / under the bed.
- 3 Yes, he / she does.

B. Listen again and check. Then practice with a partner.

C. Look at **A**. Answer these questions with a partner.

- 1 What food can you see? What drinks can you see?
- 2 How many toys can you see? What are they?
- 3 What day is it?

1

2

3

4

5

6

7

8

9

3 Get set.



STEP 1 Cut out the outline on page 137.



STEP 2 Fold the paper to make a book.



STEP 3 Write in your book. Color the front.
Now you're ready to **Go!**

4 Go!

A. Read your book with three classmates. Take turns. Write the presents.

Classmate	Present
Bruno	a train
1	
2	
3	

B. Look at your books. Answer these questions with a partner.

- 1 Page 2: What are they doing?
- 2 Page 3: What food and drink do they have?
- 3 Page 3: Where's the cat?
- 4 Page 4: How many presents can you see?

5 Draw.

ALL About Me



My favorite food is:

My favorite toy is:

- 1
- 2
- 3
- 4
- 5

Do I know it now?

6 Think about it.

- A. Go to page 120. Look and circle again.
- B. Check (✓).

- I can ask my teacher for help.
- I can practice.



6

7 Rate this Checkpoint. Color.

hard	OK	easy		not fun	OK	fun

7

8


9

- 5 questions -



Look at the pictures. Now listen and check. There is one example.


What's she wearing?



A



B



C

1 Is your brother eating?



A



B



C

2 What's she doing?



A



B




C


3 What are they?



A



B




C

4 What are the cats doing?



A



B



C

5 What are his favorite clothes?



A



B



C

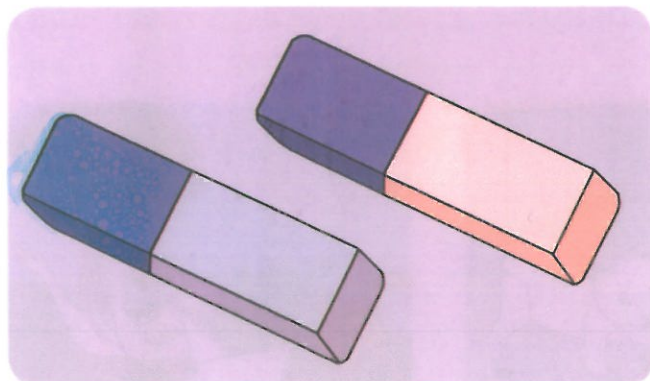
- 5 questions -

Look and check. Put a check (✓) or an (x) in the box.
There are two examples.

Examples



This is a chair.



These are rulers.



Questions


1



This is a baby.




2




This is a foot.

3



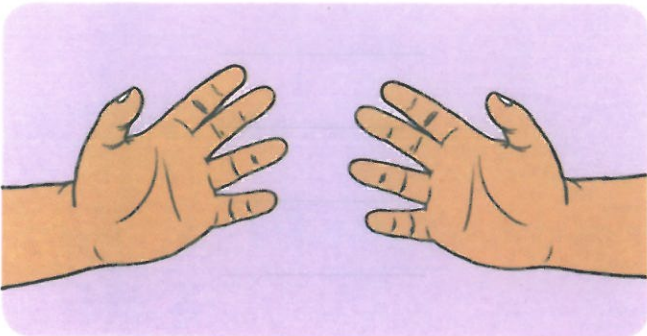
These are books.

4



This is a sister.


5



These are hands.

- 5 questions -

Look and read. Write **yes** or **no**.



Examples

The farmer is wearing boots.

yes

The dog is running.

no

Questions

1 The girl is feeding the ducks.

2 The chickens are eating.

3 The girl has short hair.

4 The boy is reading a book.

5 The farmer has a red shirt.

- 5 questions -

Look at the pictures. Look at the letters. Write the words.

Examples




t r a i n

arnti

Questions

1



gnaoer

2



tpupep

3



ladsa

4



takes


5




dinshcaw










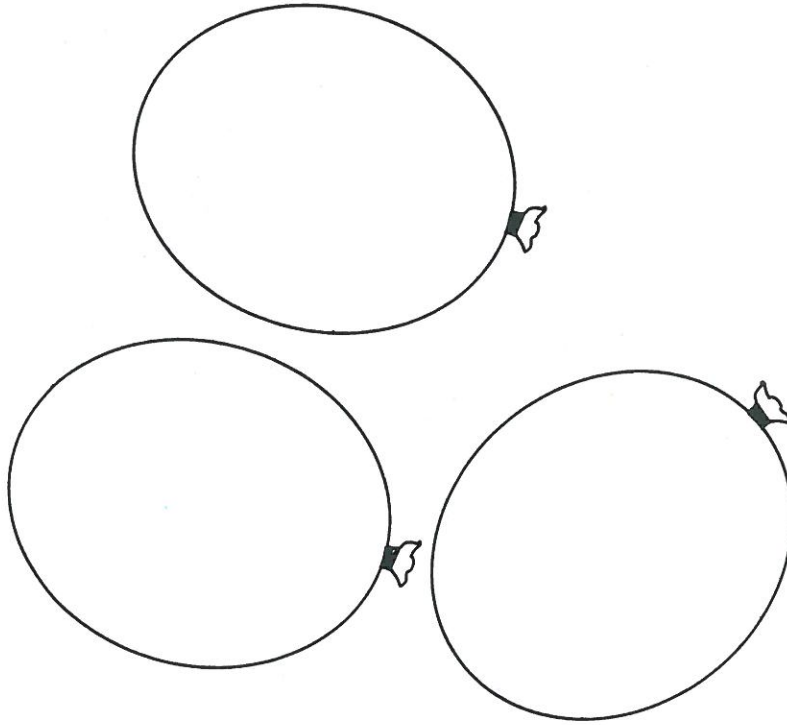








It's My Party!



_____ [name]

©2017 Pearson Education, Ltd



I have a present. It's a _____ [toy]. I'm happy today!

4



Today is _____
[day]

I'm having a party.

2



My friends are eating

[food]

3

Pearson Education Limited

KAO Two
KAO ParkHarlow
Essex
CM17 9NA
England
and Associated Companies throughout the world.

English.com/BigEnglish2

© Pearson Education Limited 2017

Authorised adaptation from the United States edition entitled Big English, 1st Edition, by Mario Herrera and Christopher Sol Cruz. Published by Pearson Education Inc. © 2013 by Pearson Education, Inc.

The right of Mario Herrera and Christopher Sol Cruz to be identified as the authors of this Work have been asserted by them in accordance with the Copyright, Designs and Patents Act 1988.

All rights reserved; no part of this publication may be reproduced, stored in a retrieval system, or transmitted in any form or by any means, electronic, mechanical, photocopying, recording, or otherwise without the prior written permission of the Publishers.

First published 2017

ISBN: 978-1-292-23321-5

Set in Heinemann Roman

Printed in China (CTPSC/01)

Acknowledgements

Picture Credits

The publisher would like to thank the following for their kind permission to reproduce their photographs:

(Key: b-bottom; c-centre; l-left; r-right; t-top)

123RF.com: 123RF Limited 115bc, 17t, 21/3 (right), 27r, 68/5, 68/13, 78bc (right), 78br, 96/12, 106bc (right), 108/9, 114b, 118br, andersonrise 91cr (bottom), Dylan Burrill 35tr, csakisti 34bc (right), Dmitriy Raykin 91 (pie), dotshock 50c, M R Fakhrurozi 44/11, feverpitched 61/3 (left), 67bc (right), 80/4 (right), Martin Galabov 35tl, 35tc, gorgev 75/1, Daniel Jędzura 106/26 2, Joana Kruse 85/1, mathom 74/1, Nicolas Nadjar 75/2, Rob Marmion 22 (b), stockbroker 22 (c), Nat Sukukawadee 75/3, szefei 91cl (bottom), wang Tom 22 (a), Wavebreak Media Ltd welcome d/3, welcome dtr, Weerayut Kongsombut 33/2 (left), Tracy Whiteside 75cl, xalanx 49r, 80/2 (right), Yasuhiro Amano 91 (soup), Cathy Yeulet 75c (left), Hongqi Zhang 75c (right); **Alamy Stock Photo:** 48, Aflo Foto Agency 109/1 (a), age fotostock 53 (c), Arco Images GmbH 68/11, Cultura Creative (RF) 65/2, David Wall 51tl, Elizabeth Leyden 53br, Glow Asia RF 34/1, Imagemore Co., Ltd. 50cl, Juice Images 51tr, Kuttig - People - 2 114cr, Semen Lihodeev 44/2, Jurgen Magg 114tr, Anna Maloverjan 50cr, Michael Matthews 63tc (right), MBI 28l, 38bl, 38bc (right), nikreates 84/4, 94br, 120/1 (top right), OJO Images Ltd 93c, ONOKY - Photononstop 22t, Orange Stock Photo Production Inc. 114tc, PhotoAlto sas 38/2 (a), PhotosIndia.com LLC 53bl, RubberBall 11tr, Shotshop GmbH 51tc, Friedrich Stark 11tl, Stock Connection Blue 22 (d), Tetra Images 26/4 (b), 57t, 61/1 (left), 66 (b), 80/4 (left), 93r, Tom Salyer 53 (a); **BananaStock:** 56/1, 66bc (left), 80/3 (left); **Fotolia.com:** amidala 78/4, Andrey Popov 94 (couple), Anna Mandrikyan 33/3 (right), Arsgera 96/8, 106/25 2, bst2012 94 (bicycle,), Ariane Citron 63tc (left), dimedrol68 4/8, 15l, 40/2 (top), DragonImages 21/1 (left), emirkoo 78/3, Ever 90 (crisps), farbkombinat 21/2 (left), finecki 106/26 1, fir4ik 34/2, ftxfoto 74/4, Gabees 96/3, 106bc (left), Gelpi 88, gena96 90 (fries), 90/6, Giuseppe R 26/1 (b), grafikplusfoto 94 (soccer), helkitty 103tr, heros1973 84/1, 90 (cake), 91 (cake), iofoto 108/10, 109/2 (a), 118bc (right), iordani 56/4, 61/4 (right), 66bc (right), Michael Ireland 108/2, 118bl, Irina Schmidt 21/2 (right), 27cl, 40/4, Eric Isselee 38/1 (b), itsallgood 38/4 (a), Ivan Gusev 103tc, Jacek Chabraszewski 61/2 (right), 112, JenkoAtaman 21/1 (right), 27l, jipix 108/3, 109tl, 118 (b), jo 50/2, Kimsonal 74bl, Kononov Pavel 44/4, 54bc (right), 80/1 (top right), Vasiliy Koval 38/1 (a), Kushnirov Avraham 32b, Kzenon 56/7, 66/1, Chris Leachman 90/3, leeyiutong 63tl, Delmas Lehman 78/1, leonidp 78 (b), Lsantilli 21/4 (left), madhouse 53b (girl), maemane 66 (e), magann 50/3, mdorotya 34 (b), micromonkey 114cl, Maria Mitrofanova 44/7, mm3104 38/4 (b), Monkey Business 90 (cookies), natavin 96/7, 106br, 120/3 (bottom), Natika 90/5, Nenov Brothers 96/5, 97 (a), Noam 26/1 (a), Alexandr Ozerov 50/1, picsfive 34bl, 90 (chocolate), 90/2, Picture Partners 77/3, pio3 108/6, 109/2 (b), 118bc (left), Giuseppe Porzani 90 (pasta), RainLedy 34br, rakjung2 68/1, 78 (d), rasstock 33/4 (left), 39br, Rob 21/4 (right), 27cr, Andres Rodriguez 79br, RTimages 84/10, 90 (fruit), 94bc (right), Sabphoto 117/1, Atiketta Sangasaeng 4/1, 14 (d), 15r, 40/1 (top left), Schlierner 4/7, 14bc (right), SENTELLO 56/6, 66br, sepy 61/4 (left), 67br, SergiyN 26/3 (b), 94 (presents), simmittorok 4/4, 14 (e), 106/26 3 (chair), Wojciech Sobiech 26/3 (a), sommersby 44/10, 54/4, 80/1 (bottom), Syda Productions 13, Rudolf Tepfenhart 50/6, The Josh 50/4, Dave Timms 103tl, Vaida 74cl, Valua Vitaly 61/1 (right), 67bl, vgm6 74cr, Viktor 90 (chicken), 90 (salty), 90/4, Vit 96/1, 106bl, 120/3 (top left), vitaly tiagunov 44/3, 54bl, WavebreakMediaMicro 93l, Ivonne

Wierink 4/10, 14bc (left), windu 44/6, 54/1, wip-studio 77/4, xalanx 77/1, Tetiana Zbrodsko 96/10, 106/25 5, Ziablik 96/11, 106/25 4, Joanna Zielinska 108/8, 113 (a), 118 (e), 120/5 (left); **Getty Images:** Paul Bradbury 56/3, 66/4, 80/3 (top right), Digital Vision 56/9, 61/3 (right), 66 (d), 66/2, Fuse 56/8, 66/3, sdominic 28r, 38bc (left), 38br, 40/5; **Pearson Education Ltd:** Studio 8 56/10, 96/6, 114tl, Trevor Clifford 5l, 5r, 9l, 9r, 11b, 17bl, 17br, 21/3 (left), 21bl, 21br, 29l, 29r, 33/1 (left), 33/1 (right), 33bl, 33br, 35bl, 35br, 39tl, 39tr, 39bc (left), 40/6, 45bl, 45br, 51bl, 51br, 53cl, 53cr, 57bl, 57br, 61bl, 61br, 63bl, 63br, 65b, 69bl, 69br, 73l, 73r, 75b, 77bl, 77br, 85bl, 85br, 89l, 89r, 91b, 95l, 95r, 97bl, 97br, 101l, 101r, 103bl, 103br, 105l, 105r, 107l, 107r, 109bl, 109br, 113bl, 113br, 117bl, 117br, 119tl, 119tr, welcome bl, welcome br, welcome d/1, welcome d/2, welcome d/4, welcome dtl; **PhotoDisc:** Tony Gable. C Squared Studios 34 (c); **Photolibary.com:** Image Source 108/5; **Shutterstock.com:** 3445128471 84/11, 120/1 (bottom), Bragin Alexey 90 (sweet), 90/1, all_about_people 56/2, 66bl, Amazingmikael 33/4 (right), AnetaPics 79/2, Aneka 74/2, 78 (a), Arvind Balaraman 85tl, Gyorgy Barna 56/11, 61/2 (left), 67bc (left), Chris Bence 84/7, 91 (pizza), 94 (Friday), Ingvar Bjork 4/3, 14bl, 40/2 (bottom), Mihai Blanu 118 (a), BlankaB 75 (Australian flag), Brenda Carson 84/12, 94 (Wednesday), byggarn.se 84/6, 94 (Thursday), Catmando 32t, Jacek Chabraszewski 85/4, charnsitr 75 (US flag), chatursunil 38/2 (b), Palle Christensen 90 (juice), Chros 115tr, DenisNata 85/3, Digital Media Pro 34/4, djgis 68/15, 78/2, Dragon Images 53 (b), Elena Elisseeva 118 (f), 120/5 (right), Mike Flippo 106/26 3 (ball), Fotogroove 75 (Japanese flag), g-stockstudio 66 (a), Genemacom welcome dbl, welcome dbr, gengirl 74br, Volodymyr Goinyk 50/5, Golden Pixels LLC 77/2, gorillaimages 117/3, greenNata 108/7, 109/1 (b), Happy person 34 (a), Margo Harrison 96/2, 97 (c), 106/25 1, haveseen 56/5, 66 (c), 80/3 (bottom), Darrin Henry 26/2 (a), Horiyan 84/5, 94bc (left), Mau Horng 94 (Saturday), iko 34bc (left), iofoto 75cr, Eric Isselee 33/3 (left), 39bc (right), 69tl, 69tr, 79/4 (goat), Jenkedco 91cl (top), Karkas 44/5, 44/8, 44/12, 54/3, 54bc (left), kryzhov 60, Lucie Lang 4/5, 14 (a), 40/1 (top right), Aliaksei Lasevich 50b, Lenkadan 69 (a), 79/1, Lisovskaya Natalia 4/2, 14 (c), 15cr, Alexander Mak 74/3, Makarova Viktoria 68/7, 80/5 (top left), Rob Marmion 11tc, Matt Tilghman 50/7, Vladimir Melnikov 113 (e), 119bc (left), 120/6, michaeljung 26 (c), 45tr, Michal Ninger 68/9, 69 (c), 79/3, 80/5 (top right), Microgen 113 (b), Stuart Monk 63tr, Monkey Business Images 26 (a), 85/2, 113 (f), 119br, Pavel V Mukhin 44/1, 54/2, 80/1 (top left), Amy Myers 108/4, 118 (d), Martin Nemec 68/3, 69 (b), 78bc (left), 80/5 (bottom), nito 91 (candy), Sergey Novikov 65/3, nrt 84/8, 94 (Monday), Alon Othnay 113 (c), 119bl, M. Unal Ozmen 90 (ice cream), PhotoNAN 44/9, 54br, Marius Pirvu 26/2 (b), PixieMe 23, Alexander Rath 33/2 (right), 39bl, 85tr, Randy Rimland 68/4, Karen Roach 4/9, 14br, 84/3, 91 (ice cream), 94bl, Ruslan Guzov 16, 26b, 40/3, Samokhin 84/13, Sean Locke Photography 115br, Anna Sedneva 69t (oats), 79/4 (oats), Sofarina79 113 (d), 119bc (right), spwidoff 100, Margaret M Stewart 4/6, 14 (b), 15cl, 40/1 (bottom), Sukharevskyy Dmytro (nevodka) 84/9, 94 (Tuesday), swissmacky 38/3 (b), Tatik22 96/9, 106/25 6, taviphoto 72, Tony Taylor 78 (c), Leah-Anne Thompson 108/1, 118 (c), topseller 84/2, 94 (Sunday), 120/1 (top left), Valentina S 68/2, 78bl, viki2win 115bl, VojtechVlk 26/4 (a), Tatyana Vyhegzhaniya 109tr, wacpan 96/4, 97 (b), 106/25 3, 120/3 (top right), wavebreakmedia 8, 20, Kent Weakley 91cr (top), YanLev 26 (b), Kisialiou Yury 34 (d), Zurijeta 65/1, 117/2; **Sozaijiten:** 75/4; **SuperStock:** 34/3, Blend Images 38/3 (a), 45tl, 49l, 79bl, 80/2 (left); **www.imagesource.com:** 75 (Greek flag)

Cover images: Front: **Getty Images:** mrs

All other images © Pearson Education

Illustrated by

Steve Mack, Zaharias Papadopoulos.

Jose Rubio, Christos Skaltsas, Mike Wesley.

Every effort has been made to trace the copyright holders and we apologise in advance for any unintentional omissions. We would be pleased to insert the appropriate acknowledgement in any subsequent edition of this publication.



just got **BIGGER!**

Big English 2nd edition builds on the firm foundations and big ideas of the first edition and brings exciting new features and components to help young learners progress and communicate confidently.

Three academic pillars prepare students for the challenges they will find in today's world:

- **CLIL** motivates students to explore and enquire, by integrating meaningful content from other areas.
- **21st century skills** empower students to get ahead in a changing world: collaborating, communicating, thinking critically and working creatively.
- **Assessment for Learning** develops the confidence students need to succeed in English and in life.

Think BIG! Dream BIG!

English.com/BigEnglish2



	CEFR	GSE	YLE
LEVEL 1	<A1	14-27	Starters
LEVEL 2	<A1/A1	17-33	Starters
LEVEL 3	A1/A2	20-37	Movers
LEVEL 4	A2/A2+	23-40	Movers
LEVEL 5	A2/B1	26-44	Flyers
LEVEL 6	A2+/B1	29-47	Flyers

ISBN 978-1-292-20290-7



dekhodaedu.com