

Tiny Talk

2B

www.irLanguage.com

Student Book

مرجع زبان ایرانیان



مرجع آموزش زبان ایرانیان

www.irLanguage.com

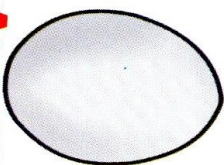
Susan Rivers



Oxford University Press




Hand



An egg



An apple



Ball



Blowing bubbles



Playing hide-and-seek



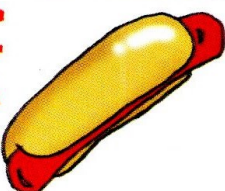
Flying a kite




Foot



Sleeping




A hot dog



A hamburger



Butterflies



Playing Ball




Playing tag



Riding a bike



Tired



Crying



Sad




Eating



Hungry



On the flower



Head




Singing a song



Leg



Doll



Boat




Drinking



Thirsty



Hamburgers



Cookies



Taking a walk

Tiny Talk

2B

Student Book

این مجموعه با لوگوی مرجع زبان ایرانیان به صورت نشر بر خط و حامل به ثبت رسیده است. به ثبت رسیده است. کپی برداری از آن خلاف شرع، قانون و اخلاق است و شامل پیگیری خواهد شد.



Susan Rivers


with songs by Carolyn Graham

Oxford University Press


Table Of Contents

Unit	Theme	Page
1	Going On A Picnic	4
2	At The Park	8
3	What Do You Have?	12
4	Where's The Ball?	16
5	Lunchtime	20
Review Unit 1		24
6	Food	26
7	Playtime	30
8	Taking A Walk	34
9	My Leg Hurts	38
10	Asleep On The Bus	42
Review Unit 2		46


How many students?



I can count ten.



6



7



8




9



10







How many _____s?



I can count _____.



UNIT
2

I can see trees.


We're here!






So can I.

I can, too.




trees



butterflies



flowers




birds



clouds



I can see _____.



So can I.



I can, too.



UNIT
3


Make a circle.

What do you have?







I have a ball.




ball



bike



boat



kite

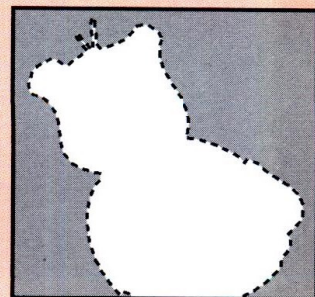


doll


What do you have?



I have a _____.




UNIT
4



Uh-oh. Where's the ball?








There it is. It's under the bus.



Go get Miss Dolly!






under the bus




on the flower




in the tree

Where's the _____ ?



It's _____ the _____.



What are these?

They're hot dogs.

مرجع زبان ایرانیان





What are those?

Oh, no! They're ants.



hot dogs




hamburgers




cookies






eggs



apples





ants

What are _____ ?









They're _____ s.




REVIEW
UNIT


1




11




12



13




14




15



16



17




18




19




20



21




22



23



24




What do you want?

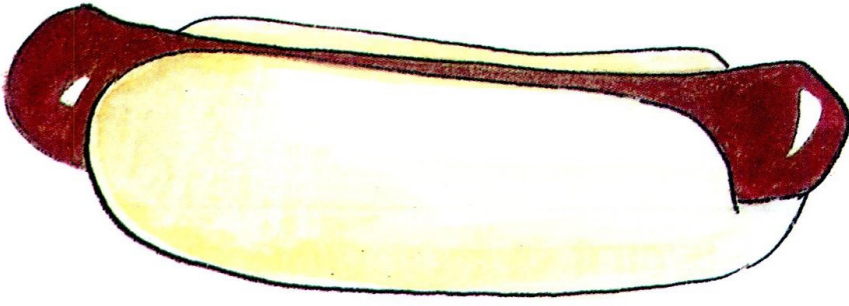
I want a hot dog.




I want a hot dog and a hamburger. I'm so hungry!

I want a hamburger.






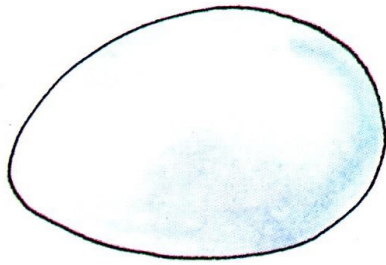
a hot dog




a hamburger




a cookie



an egg



an apple





a banana


What do you want?



I want _____.




UNIT
7



What are you doing?





I'm blowing bubbles.

Me, too! This is fun!






blowing bubbles



playing hide-and-seek



playing tag





playing ball


What are you doing?



Let's take a walk.

I'm _____.





What's he doing?

Let's take a walk.





He's flying a kite.

Be careful!



مرجع زبان ایرانیان

flying a kite



singing a song




riding a bike





taking a walk

What's ____ doing?



____'s ____ a ____.




UNIT
9

What's wrong?

He's crying!






Poor Benny.

My leg hurts.





leg



head



foot




tummy



hand


What's wrong?




My _____ hurts.



Poor _____.







They're sleeping.
They're tired.



sleeping



tired



crying



eating



hungry



drinking




sad




thirsty

What are they doing?








They're _____.
They're _____.






REVIEW
UNIT

2









Tiny Talk

TinyTalk is a three-level listening and speaking series for preschool and kindergarten children learning English. The series provides a simple but steady development of new language through characters, themes, and situations relevant and appealing to very young students. Songs by Carolyn Graham appear in every lesson.

The three levels are divided into A and B sections. Each section includes a **Student Book**, a **Workbook**, a **Cassette**, **Picture Cards**, and **Wall Charts**. The easy-to-use **Teacher's Book** provides step-by-step lesson plans and a wide variety of games and fun activities. **Puppets** of the main characters attract and hold children's attention throughout the course.

Also available are the *TinyTalk ABC Workbook* and the *TinyTalk Songbook*, which features all 60 songs in the series. These components can be used either independently or as supplements to the *TinyTalk* course.

Student Book 2B.....0-19-435165-3	Wall Charts 2B.....0-19-435169-6
Workbook 2B0-19-435166-1	Benny and Sue Puppets0-19-435374-5
Cassette 2B (American English) ..0-19-435167-X	Mike and Julie Puppets.....0-19-435391-5
Cassette 2B (British English).....0-19-435937-9	Teacher's Book 2
Picture Cards 2B0-19-435168-8	(A and B combined).....0-19-435280-3

