

Tiny Talk

2A

مرجع زبان ایرانیان

Student Book

www.irLanguage.com



مرجع آموزش زبان ایرانیان
IR.com
irLanguage.com


Susan Rivers



Oxford University Press



Eating



Marker




Reading



Reading




Playing



Truck driver



Taxi driver




Mike



Bus driver




Toy




Bag



Umbrella




Jacket




Toys



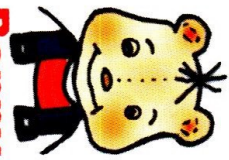
Pencil




Skirt




Toast




Benny



Sue



Daddy




Mommy




Hat




Julie



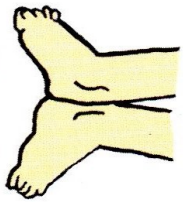
Ears



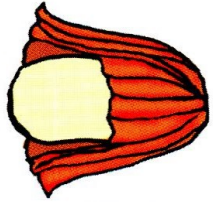
Face




Hands



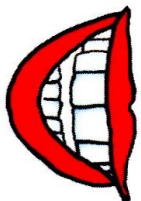
Feet




Hair



Hairbrush



Teeth



Pants

Tiny Talk

2A

Student Book

این مجموعه با لوگوی مرجع زبان ایرانیان
به صورت نشر بر خط و حامل به ثبت رسیده است. به ثبت رسیده است.
کپی برداری از آن خلاف شرع، قانون و اخلاق است و شامل پیگیری خواهد شد.



Susan Rivers

with songs by Carolyn Graham


Oxford University Press

Table Of Contents

Unit	Theme	Page
1	Good Morning	4
2	Washing	8
3	Look At Me!	12
4	Dressing	16
5	Breakfast Time	20
Review Unit 1		24
6	At The Table	26
7	Ready For School	30
8	Leaving	34
9	New Friends	38
10	On The Bus	42
Review Unit 2		46


Good morning, Sue.

Good morning,
Mommy.




Get up, sleepyhead!





Sue



Mommy



Benny



She's _____.



He's _____.



Daddy




Wash your face, Benny.

Wait a minute.

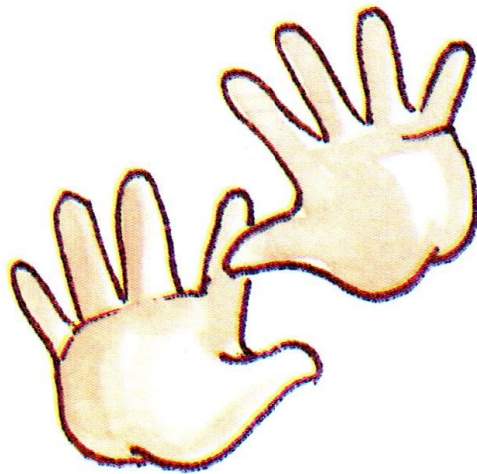


Now!





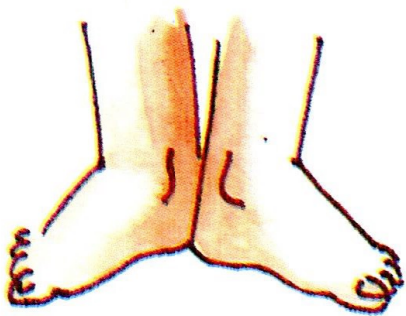
face



hands




ears




feet


Wash your _____.



Wait a minute.




UNIT
3




Here's your toothbrush.
Brush your teeth, Sue.

Yes, Mommy.

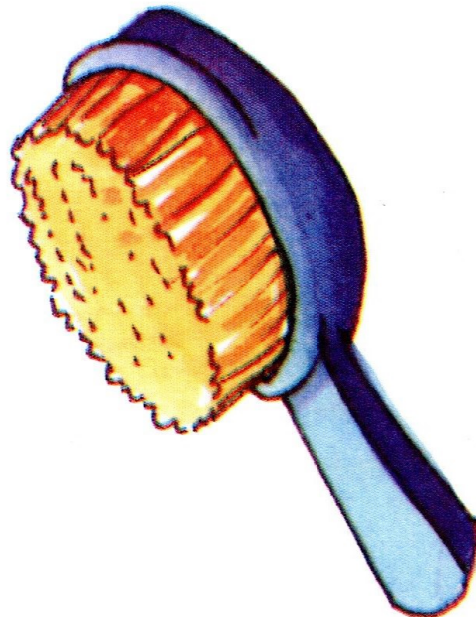


Look at me!

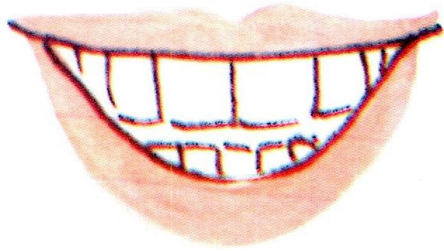





toothbrush



hairbrush




teeth




hair


Here's your _____.
Brush your _____.



Yes, Mommy.



Put on
your shirt.





Help me! I can't see.

مرجع زبان ایرانیان

Silly Benny!



shirt



skirt



pants




socks

Put on your _____.



Help me!



UNIT
5

Here's your breakfast.

What is it?






It's cereal.

مرجع زبان ایرانیان




cereal



jam



milk



toast





juice


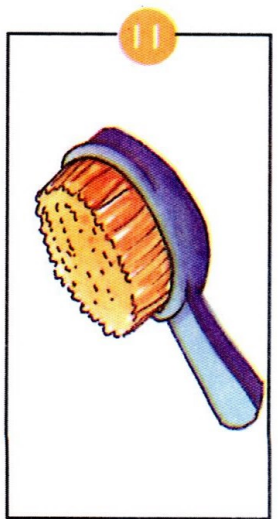
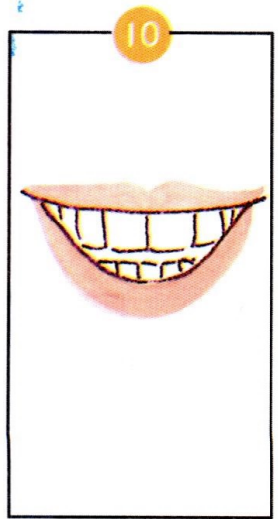

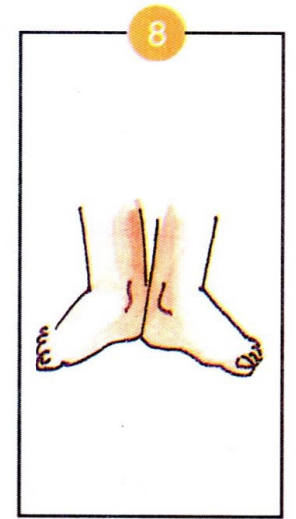
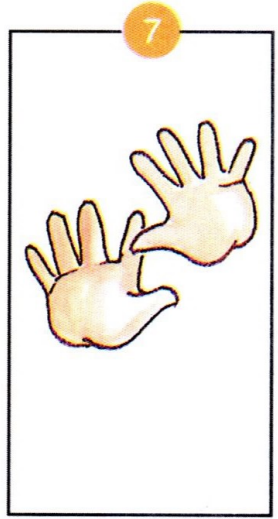
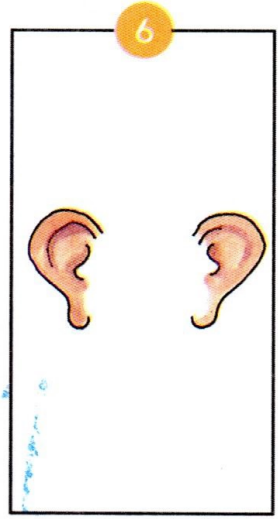

What is it?




It's _____.



REVIEW
UNIT




13



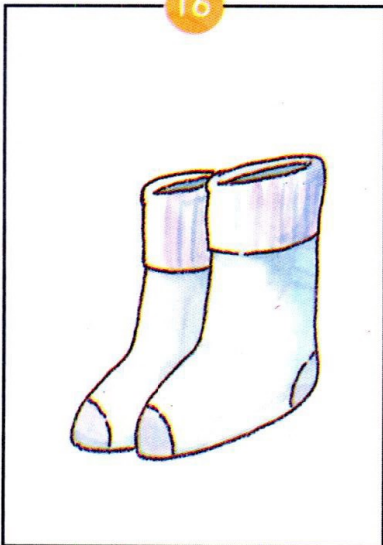
14




15




16



17



18



19



20



21



Mommy! Benny's playing.

Tattletale!






Benny, eat!




playing



reading




eating




cooking

_____ 's _____.




_____ 's _____.




Let's see. One book. Two erasers.
Three pencils. Four markers.






Five toys.






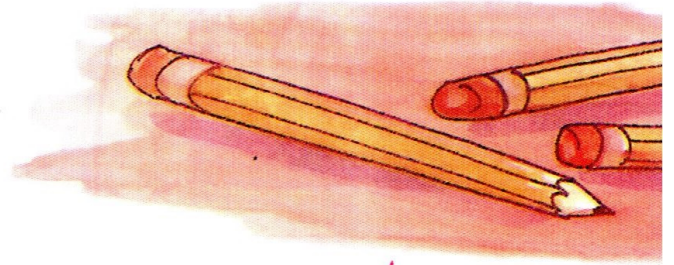
eraser



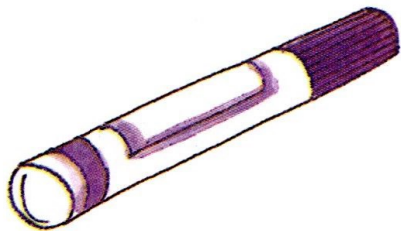
erasers



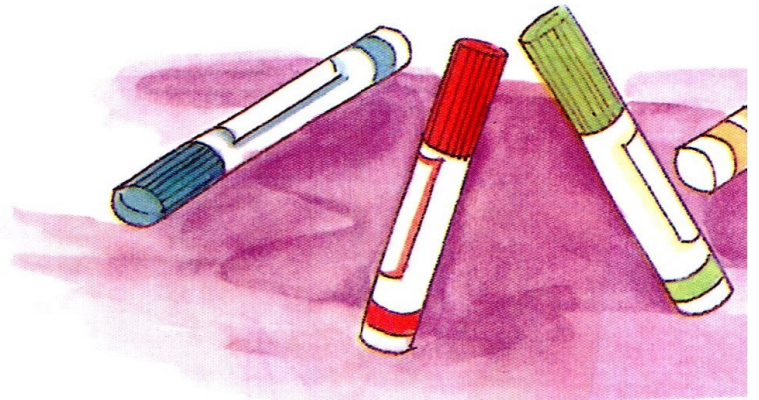
pencil



pencils




marker



markers




toy




toys

One _____.



_____ s.



UNIT
8


I'm ready. Come on.





Benny! Don't forget your bag.


Thanks, Mommy. Bye.



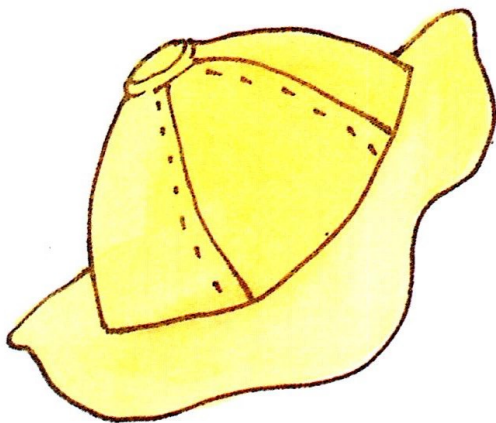
bag



jacket



umbrella




hat

Don't forget
your _____.



Thanks.




UNIT
9

Hey! Who's she?

She's Julie.






Hi, Julie. Nice to meet you.



Julie



Mike



Sue




Benny

Who's _____?



_____ 's _____.



Is he a teacher?

No. He's
a bus driver.







Let's go!



bus driver



taxi driver





truck driver









Is ___ a ___ ?



No. ___'s a ___.




REVIEW UNIT 2



13



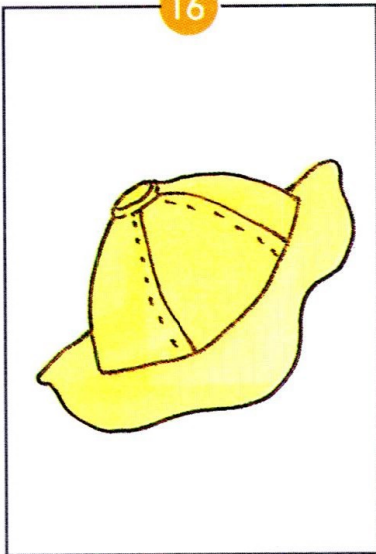
14




15



16



17




18




19

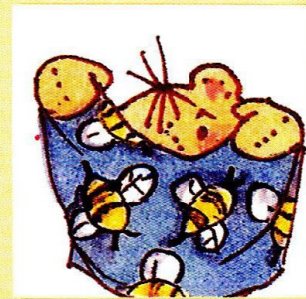


20



21





Tiny Talk



TinyTalk is a three-level listening and speaking series for preschool and kindergarten children learning English. The series provides a simple but steady development of new language through characters, themes, and situations relevant and appealing to very young students. Songs by Carolyn Graham appear in every lesson.

The three levels are divided into A and B sections. Each section includes a **Student Book**, a **Workbook**, a **Cassette**, **Picture Cards**, and **Wall Charts**. The easy-to-use **Teacher's Book** provides step-by-step lesson plans and a wide variety of games and fun activities. **Puppets** of the main characters attract and hold children's attention throughout the course.

Also available are the *TinyTalk ABC Workbook* and the *TinyTalk Songbook*, which features all 60 songs in the series. These components can be used either independently or as supplements to the *TinyTalk* course.

Student Book 2A.....0-19-435160-2	Wall Charts 2A.....0-19-435164-5
Workbook 2A.....0-19-435161-0	Benny and Sue Puppets.....0-19-435374-5
Cassette 2A (American English).....0-19-435162-9	Mike and Julie Puppets.....0-19-435391-5
Cassette 2A (British English).....0-19-435936-0	Teacher's Book 2
Picture Cards 2A.....0-19-435163-7	(A and B combined).....0-19-435280-3

