

Second Edition

Hip Hip

Hooray!

4



Student Book



Beat Eisele • Catherine Yang Eisele
Stephen M. Hanlon • Rebecca York Hanlon



Published by
Pearson Longman Asia ELT
 20/F Cornwall House
 Taikoo Place
 979 King's Road
 Quarry Bay
 Hong Kong

fax: +852 2856 9578
 email: pearsonlongman.hk@pearson.com
 www.pearsonlongman.com

and Associated Companies throughout the world.

© Pearson Education Asia Limited 2010

All rights reserved; no part of this publication may be reproduced, stored in a retrieval system, or transmitted in any form or by any means, electronic, mechanical, photocopying, recording, or otherwise without the prior written permission of the Publishers.

First published 2010
 Reprinted 2012

Produced by Pearson Education Asia Limited, Hong Kong
 GCC/07

ISBN 978-988-00-2934-9

Publisher: Howard Cheung
 Editorial: Jessica Balde, Angela Cheung, George Wells
 Design: Junko Funaki, Annie Chan, Angel Chan

Illustrations: Ahko, Leo Cultura, Marc Mones, Mike Moran, Olimpia Wong, Teddy Wong, Tam Man Tung
 Models: Marco Mak, Sophie Taylor, Anoushka Weiley, Chester Weiley
 Model Photography: Dante Peralta
 Audio Production: David Pope and Sky Productions

The Publishers wish to extend a special thanks to **Barbara Hojel** for her involvement with the First Edition of *Hip Hip Hooray!*

We would like to thank the following for their permission to use copyrighted images: © William Radcliffe/Science Faction/Corbis (p. 14), © Ted Soqui/Corbis (p. 14), © Bettmann/Corbis (p. 40), © Orestis Panagiotou/epa/Corbis (p. 40), © John G. Mabanglo/epa/Corbis (p. 40), © Tim Davis/Corbis (p. 48), © Dave Fleetham/Tom Stack & Associates, Inc. (p. 48), © Denis Scott/Corbis (p. 66) and © Jonathan Nourok/PhotoEdit, Inc. (p. 71).

Acknowledgements

The Publishers would also like to thank the following teachers for their suggestions and comments on this course: Ahn Ji-eun, Eamonn Ashe, Alysa Baker, Mike Bassett, Carrie Chen, Emily Chen, Romola Chetty, Choi Hee Hyun, Young-sook Choi, Donna Clarke, Amy Cook, Simon Cornelius, Greg Cross, Mike Daly, Annabel Day, Jennifer Dressen, Jeffrey Goddard, Bradley Gustafson, Justin Fager, Eric Fay, Suzanne M. Grace, Trisha Gustafson, Seungim Han, Sora Han, Shoko Hashizume, Jaco Herbst, Mi Jeong Hong, Momoko Inoda, Miho Izuno, Hanna Jo, Sue Jo, Jang Mi-hyun, Youngnae Jung, Yoko Kamo, Maria Kase, Yukie Kawaguchi, Sanae Kawamoto, Boa Kim, Elizabeth-Anne Kim, Hye Ri Kim, Marie Kim, Mijung Kim, Kim Min-jung, Soyeon Kim, Suyeun Kim, Jake Kimball, Lee Knight, Rachel Knight, James Ko, Irene Lai, Eun Young Lee, Lee Kyeo La, Young Hoon Lee, Tammy Liu, Caroline Lloyd, Sharon MacDonald, Troy MacDonald, Kelly McKenna, Brett Manley, Benjamin Merrion, Moon Hye-jung, Nah Younjoo, Jeong-hwa Nam, Catherine Oki, William Packard, Hyeryeon Park, James Park Jun-yong, Iihye Park, Park Yun-jung, Dylan Parker, Karen Peng, Victor Rogachevsky, Charles Richards, Don Rivers, Eric Schiff, Rashell Schnell, Zanne Schultz, Kaj Schwermer, John Selph, Yeonjoo Seo, Liz Signal, Kelly Song, Yeon-ja Song, Yoshiko Takemura, Todd Tate, John van Goch, Takayuki Wakatake, Sue Chong Walther, Wang Shu Ling, Robert Wener, Hyun-yi Woo, Chad Wynne, Yeh Shihfen, Amy Yoo, Yoo Hye-won and Jeongin Yoon.

Second Edition

Hip Hip

Hooray!

4



Beat Eisele • Catherine Yang Eisele
Stephen M. Hanlon • Rebecca York Hanlon
Consultants: Aaron Jolly, Cecilia Petersen, Mayumi Tabuchi

Evaluation

Unit	Learn	Rating 😊 😐 😞	Comments
1	Learn 1		
	Learn 2		
	Learn 3		
2	Learn 1		
	Learn 2		
	Learn 3		
3	Learn 1		
	Learn 2		
	Learn 3		
4	Learn 1		
	Learn 2		
	Learn 3		
5	Learn 1		
	Learn 2		
	Learn 3		
6	Learn 1		
	Learn 2		
	Learn 3		
7	Learn 1		
	Learn 2		
	Learn 3		
8	Learn 1		
	Learn 2		
	Learn 3		

Contents

Syllabus	p. 4
1 Tina wakes up	p. 6
2 At Scott's house	p. 18
Review Units 1 and 2	p. 30
3 Meeting up with Jimmy ...	p. 32
4 Into the sea	p. 44
Review Units 3 and 4	p. 56
5 The big chase	p. 58
6 Tina gets out	p. 70
Review Units 5 and 6	p. 82
7 Tina helps the elephant ...	p. 84
8 Tina is a hero	p. 96
Review Units 7 and 8	p. 108
Word list	p. 110
Verb list	p. 112

Syllabus

Grammar

Vocabulary

1 Tina wakes up

Learn 1

What's your favorite season?
I like winter because I can go skiing.

Seasons: winter, spring, summer, fall
Activities: go skiing, plant flowers, go camping, go canoeing

Learn 2

What are you/they going to do today?
I'm/We're/They're going to play softball.
What's he/she going to do today?
He's/She's going to play softball.

Activities: play softball, make cookies, get a haircut, practice the trombone, have a slumber party, build a model airplane, buy some comic books, go to the carnival

Learn 3

Would you/he/she/they like to join the book club?
Yes, I/we/he/she/they would.
No, I/we/he/she/they wouldn't. I'd/We'd/He'd/She'd/They'd like to join the cheer club.

School clubs: book club, cheer club, bike club, chess club, spelling club, newspaper club, skateboard club, arts and crafts club

2 At Scott's house

Learn 1

What do you/they have to do today?
I/We/They have to wash the dog.
What does he/she have to do today?
He/She has to wash the dog.

Household chores: wash the dog, feed the hamster, rake the leaves, weed the garden, clean the windows, take out the garbage

Learn 2

Do I/we/you/they have to make my/our/your/their bed(s)?
Yes, you/we/I/they do.
No, you/we/I/they have to do your/our/my/their laundry.
Does he/she have to make his/her bed?
Yes, he/she does. / No, he/she has to do his/her laundry.

Household chores: make (my) bed, do (my) laundry, put away (my) toys, hang up (my) clothes, set the table, dry the dishes, dust the bookshelves, vacuum the carpet

Learn 3

Where do you/they live? I/We/They live on (Sunny) Street.
Where does he/she live? He/She lives on (Sunny) Street.
What's your/his/her/their telephone number?
My/Our/His/Her/Their telephone number is (555-3434).

Public places: Street, Avenue, Lane, Court, Road, Boulevard

3 Meeting up with Jimmy

Learn 1

What did you/they/he/she do yesterday?
I/We/They/He/She played in the park.

Activities: played in the park, talked on the phone, watched a DVD, practiced calligraphy, finished (my) drawing, studied history

Learn 2

Did you/they/he/she act in the school play?
Yes, I/we/he/she/they did. / No, I/we/he/she/they didn't.

Activities: act in the school play, help wash the car, learn a magic trick, fix (my) bike, photograph (my) dog, memorize the spelling words, chat on the computer, go jogging

Learn 3

Is there any clay? Yes, there is. / No, there isn't any clay.
Are there any stamps?
Yes, there are. / No, there aren't any stamps.

Stationery items: clay, paste, glitter, construction paper, stamps, fasteners, sticky notes, index cards

4 Into the sea

Learn 1

Would you like a piece of gum?
Yes, please. / No, thank you.

Food and drinks: a piece of gum, a bag of potato chips, a cup of tea, a glass of lemonade, a slice of avocado, a bowl of oatmeal

Learn 2

What would you like?
I'd like a sandwich / I'd like some fries.

Fast food: sandwich, hamburger, hot dog, sundae, fries, hash browns, chicken nuggets, ice cream

Learn 3

Did you see that crab?
Yes, I did. Wow! / No, I saw a starfish.

Sea animals: crab, starfish, jellyfish, octopus, stingray, shark, dolphin, sea lion

Grammar

Vocabulary

5 The big chase

Learn 1	Who's stronger? I'm/They're/He's/She's stronger than (Jim). (Jim) is stronger than (Scott).	Adjectives: strong, stronger, smart, smarter, neat, neater, friendly, friendlier
Learn 2	Which one is darker? The (cheap) one is darker. Is the (expensive) one darker? Yes, it is. / No, it isn't. It's lighter.	Adjectives: darker, lighter, louder, quieter, longer, shorter, higher, lower, easier, harder, cleaner, dirtier, hotter, cooler, sharper, duller
Learn 3	He's/She's/You're/They're (stronger) than me. I'm/He's/She's/We're/They're (stronger) than you.	Pronouns: me, you, him, her, us, you, them

6 Tina gets out

Learn 1	How did you/he/she/they get here? I/We/He/She/They walked.	Ways to travel: walked, ran, flew, took the bus, took the train, rode (my) scooter
Learn 2	What happened? I/We/They/He/She made a mess.	Actions: made a mess, broke a cup, found a kitten, saw a snake, fell into a puddle, got stuck in a traffic jam, lost (my) watch, forgot (my) keys
Learn 3	Whose (old) (bike) is this/that? It's mine. Whose (new) (skateboards) are these/those? They're yours.	Pronouns: mine, yours, his, hers, ours, theirs

7 Tina helps the elephant


Learn 1	Which way do I go? Go to the corner and turn left.	Place and signals: corner, stop sign, traffic light Directions: turn left, turn right, go straight
Learn 2	How do I/we get to the arcade?	Places: arcade, bookstore, candy store, drug store, video store, skating rink, bowling alley, night market
Learn 3	What do we do now? We find a teacher.	Actions: find a teacher, go outside, stay indoors, call the police, call the fire station, go to the nurse's office, get the first aid kit, get the fire extinguisher

8 Tina is a hero

Learn 1	Why are you laughing? Because he told a joke.	Actions: laughing, crying, worrying, leaving, he told a joke, he hit me, I failed my test, I forgot my homework
Learn 2	When did you/he/she/they get home? I/We/He/She/They got home (ten) minutes ago.	Time: this morning, this afternoon, this evening, (ten) minutes ago, (two) hours ago, yesterday, (two) days ago, last week
Learn 3	This/That (candle) looks like a star/an oval. These/Those (candles) look like stars/ovals.	Shapes: star, heart, diamond, square, circle, triangle, rectangle, oval

1 Tina wakes up

Story 

A  A2 Listen.

Tina is a very, very small girl. She is the size of a thumb.

Good morning!
Today is Thursday.
It's July 2nd.

Ugh!

1

2

3

4

What's your favorite season?

I like summer because I can sleep in. Sometimes!

Tina! Telephone!
It's Scott.



It's the 27th week of the year ... It's summertime! I like summer!

OK! OK!



OK, I'm coming!



Learn 1

B **A 3** Listen and say.




winter
go skiing



spring
plant flowers



summer
go camping



fall
go canoeing

C **A 4** Listen and say.

Grammar **A 5**

What is your favorite season?

I like **winter** because I can go skiing.

What is ... What is

Learn 2

D Listen and say.



1 play softball



2 make cookies



3 get a haircut



4 practice the trombone



5 have a slumber party



6 build a model airplane



7 buy some comic books



8 go to the carnival

E Listen and say.

What are you going to do today?



FLOUR

I'm going to make cookies.

What's he going to do today?



He's going to build a model airplane.

Grammar

What are you/they going to do today?
is he/she

I am going to play softball.
We/They are
He/She is

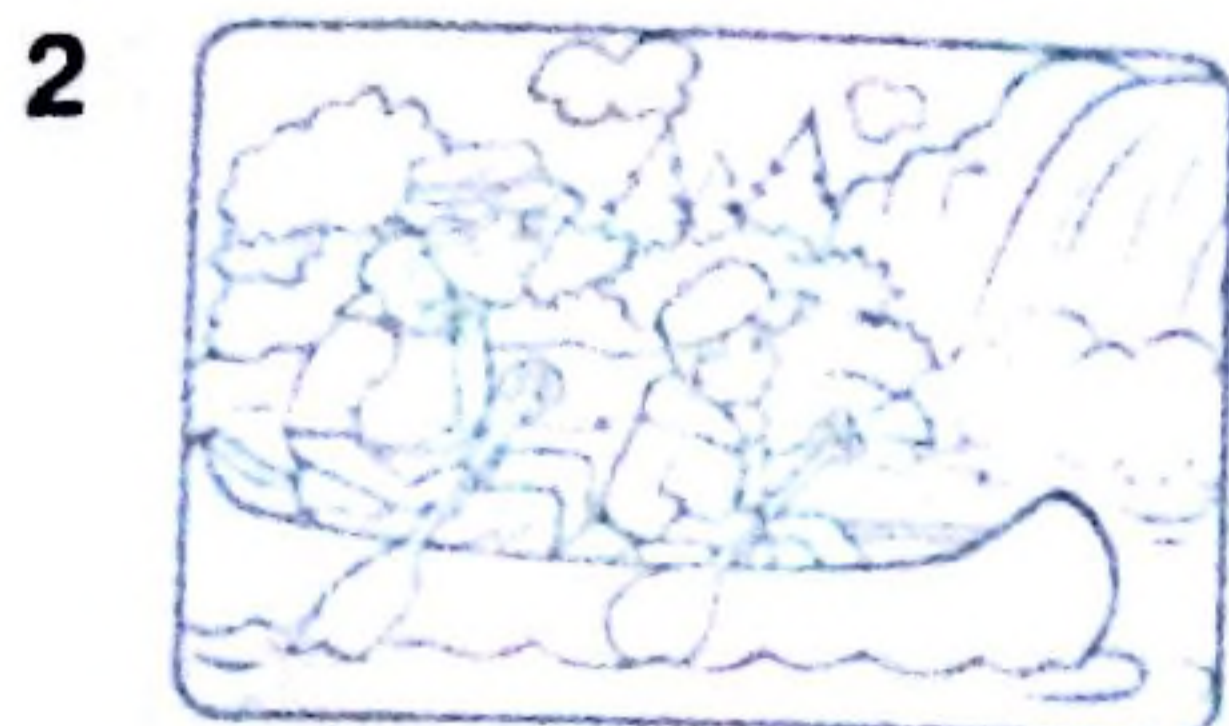
Practice

F Look and write.



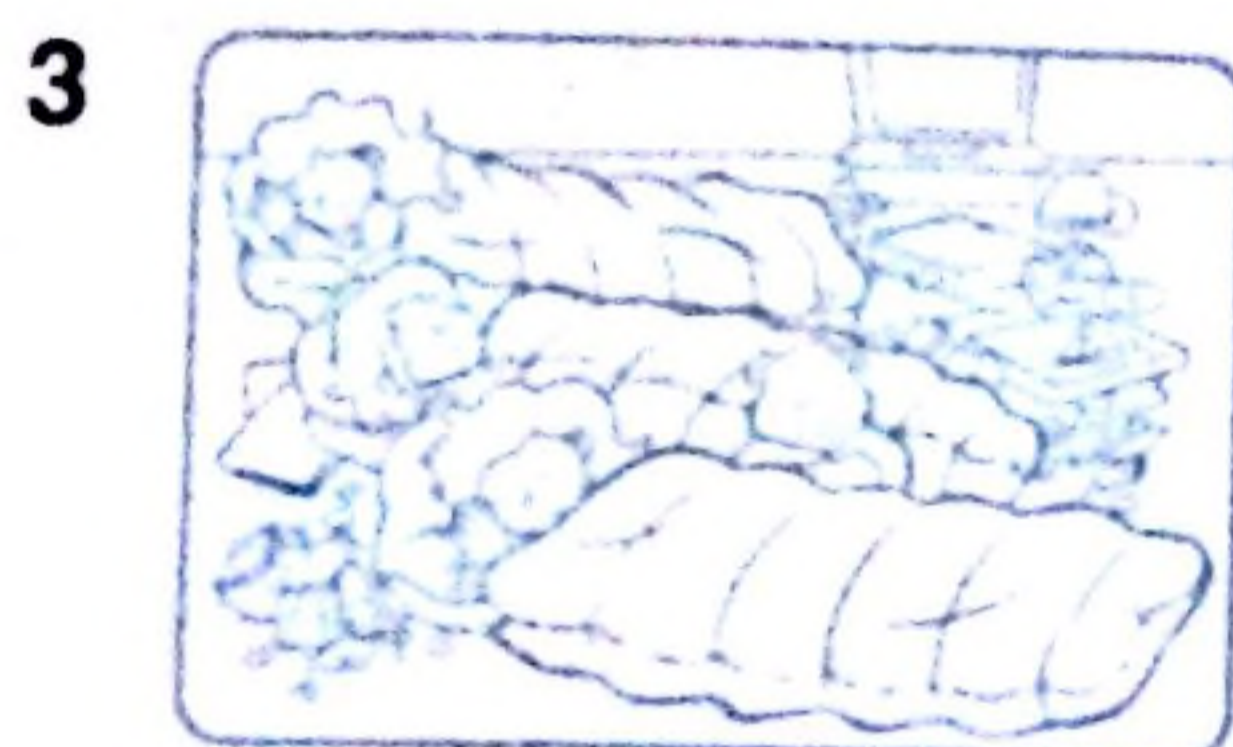
What's your favorite season?

I like _____ because I can _____.



What's your _____?

I like _____ because _____.



What are _____ going to do today?


They're going to _____.



_____ he going to do today?

_____ going to _____.

G  **A 9** Listen and number.



H Write.

What's your favorite season?

_____ because _____

Learn 3

I A 10 Listen and say.



book club



cheer club



bike club



chess club



spelling club



newspaper club



skateboard club



arts and crafts club

J A 11 Listen and say.

Would you like to join the chess club?

Yes, I would.

No, I wouldn't. I'd like to join the bike club.

Grammar A 12

Would	you they he/she	like to join the book club?				
Yes.	I/we they he/she	would.	No.	I/we they he/she	would not.	I/We They He/She would like to join the cheer club.

Practice

K Look and write.


1



Would you like to join the _____?

Yes, _____.


2



Would she _____?

No, she wouldn't. She'd _____.

3



Would they _____?

No, they _____ . They'd _____.

L Listen and write (Y = Yes, N = No).

1



2



3



4



M Write.

I would _____

Story

N Listen. Then act out.


Tina climbs the ladder. She talks into a giant phone. She makes plans with Scott. Scott is her best friend.




1



2



3



4

How about Jimmy?

He's going to play basketball, too.

Cool! See you soon. Bye.

Be home for lunch at 12 o'clock. Don't be late.

OK, Mom. See you later!

I'm going to play basketball with Scott and Jimmy.

Practice



Talk about the story.

- What's her favorite season?
- What's he/she going to do today?
- Would he/she like to play softball?

Reading

P **A 15** Listen and read.


Telephones and cell phones

Alexander Graham Bell invented the first telephone in 1876. The telephone is very useful—we can communicate with other people in places far away.

Some telephones use wires. When you speak, the sound travels through the wire. Other telephones don't use wires. They use radio waves like a radio. We call these telephones cell phones.

Dr. Martin Cooper invented the first cell phone. The first cell phones were heavy and big. Now cell phones are very small and light. You can send emails, play music, watch videos, take pictures and send text messages.

Do you have a cell phone?



Read and write.

- Alexander Graham Bell _____ the first telephone in 1876.
- Some telephones use _____ and other telephones use _____.
- The first _____ were heavy and big.
- _____ invented the first cell phone.

Read and check (✓).


- | | True | False |
|---|--------------------------|--------------------------|
| 1 We can communicate with people in places far away by using the telephone. | <input type="checkbox"/> | <input type="checkbox"/> |
| 2 Cell phones use wires. | <input type="checkbox"/> | <input type="checkbox"/> |
| 3 Cell phones today are big and heavy. | <input type="checkbox"/> | <input type="checkbox"/> |

What about you?


S Read and write (Y = Yes, N = No).

Having a cell phone means being responsible for its use. This includes using it at the right place at the right time.

I use my cell phone when I'm ...




at the movies



in class



on an airplane



at the library



at a public event



visiting friends



eating



on a bus or train



riding my bike

T Write and tell a classmate.

Are you a responsible cell phone user?

I wrote yes _____ times.

I wrote no _____ times.






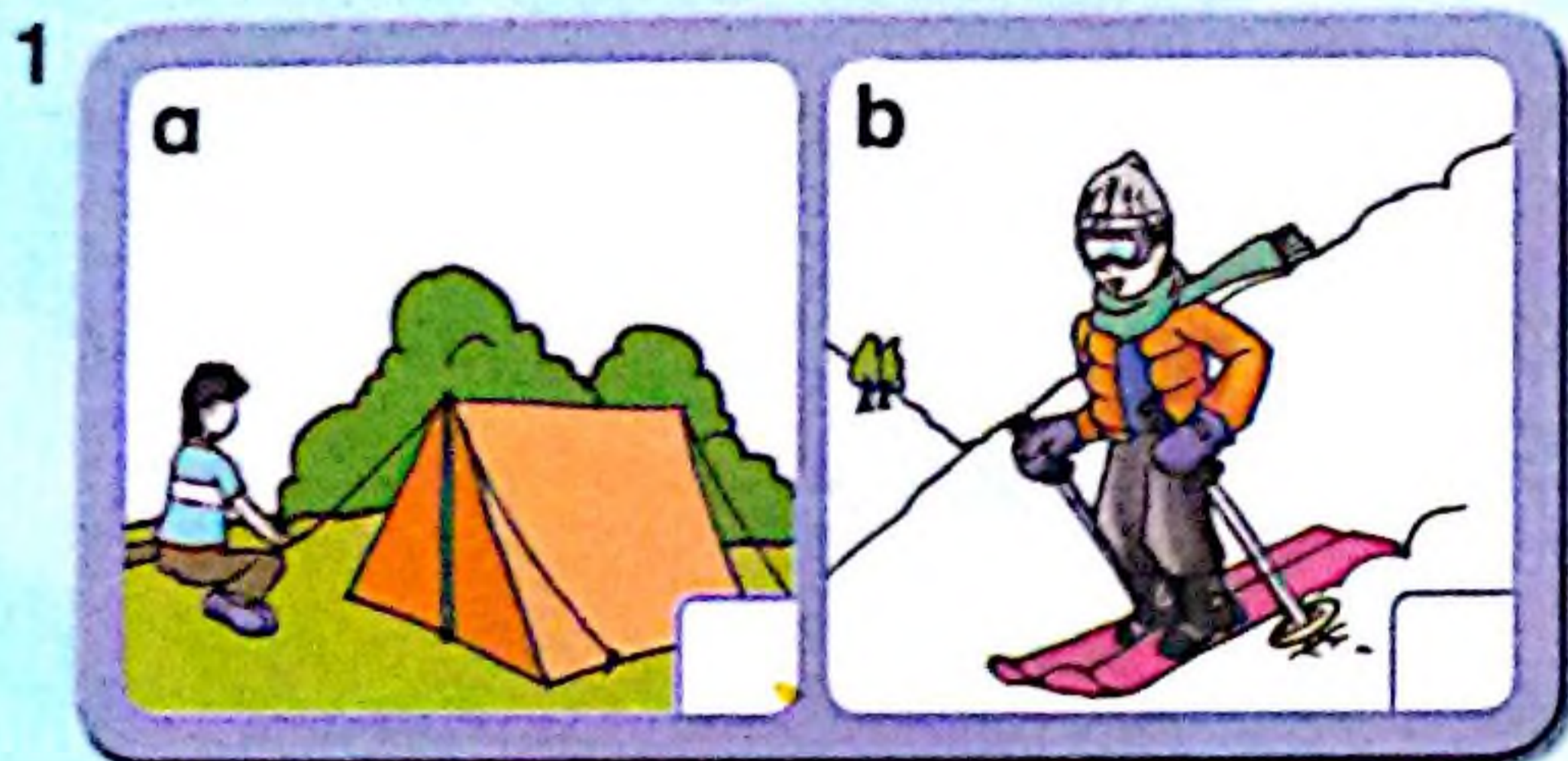
I'm a responsible cell phone user.



Me, too!

Test

U **A 16** Listen and check (✓) or write.



9 They'd like to join the _____

10 Would she like to join the _____ ?









Have fun!

What are you going to do today?



I'm going to have a slumber party.

V Ask 4 classmates and write ✓ or X.

	(name)	(name)	(name)	(name)
What are you going to do today?   	<input type="checkbox"/>	<input type="checkbox"/>	<input type="checkbox"/>	<input type="checkbox"/>
	<input type="checkbox"/>	<input type="checkbox"/>	<input type="checkbox"/>	<input type="checkbox"/>
	<input type="checkbox"/>	<input type="checkbox"/>	<input type="checkbox"/>	<input type="checkbox"/>
	<input type="checkbox"/>	<input type="checkbox"/>	<input type="checkbox"/>	<input type="checkbox"/>
What's your favorite season?   	<input type="checkbox"/>	<input type="checkbox"/>	<input type="checkbox"/>	<input type="checkbox"/>
	<input type="checkbox"/>	<input type="checkbox"/>	<input type="checkbox"/>	<input type="checkbox"/>
	<input type="checkbox"/>	<input type="checkbox"/>	<input type="checkbox"/>	<input type="checkbox"/>
Would you like to join the _____?  	<input type="checkbox"/>	<input type="checkbox"/>	<input type="checkbox"/>	<input type="checkbox"/>
	<input type="checkbox"/>	<input type="checkbox"/>	<input type="checkbox"/>	<input type="checkbox"/>


2 At Scott's house

Story 

A  A 17 Listen.

Tina goes over to Scott's house. Scott opens the door.

1




Hi, Scott. Let's go.

Wait! I can't.

I have to take out the garbage.

Why? What do you have to do today?



I always have to take out the garbage. What about you? What do you have to do?

2




3

Oh! The garbage truck is here! I have to hurry!



Scott! I'm falling!



I have to **make my bed** every morning.



Tina! Where are you?

Help!

Learn 1

B **A 18** Listen and say.



wash the dog



feed the hamster



rake the leaves



weed the garden



clean the windows



take out the garbage

C **A 19** Listen and say.

Grammar **A 20**

What	do	you	have to do today?
	does	they	
		he/she	
I			
We	have		
They			to wash the dog.
He/She	has		

Learn 2

D Listen and say.



1 make (my) bed



2 do (my) laundry



3 put away (my) toys



4 hang up (my) clothes



5 set the table



6 dry the dishes



7 dust the bookshelves



8 vacuum the carpet

E Listen and say.

Do you have to set the table?

No, I have to dry the dishes.

Does he have to hang up his clothes?

Yes, he does.

Grammar A 23

Do I/we/you/they have to make my/our/your/their bed(s)?
 Does he/she have to make his/her bed(s)?

Yes, I/we/you/they do. No, I/we/you/they have to do my/our/your/their laundry.
 he/she does. he/she has to his/her

F Look and write.



What does she have to do today?

She has to _____.



What does he have to do today?

He _____.





Does he _____ put away his toys?

No, _____.




Do they have to set the table?

G  24 Listen and number.




Learn 3


H **A 25** Listen and say.




Street




Avenue



Lane



Court



Road



Boulevard

I **A 26** Listen and say.

Where do you live?

I live on Park Lane.



What's your telephone number?

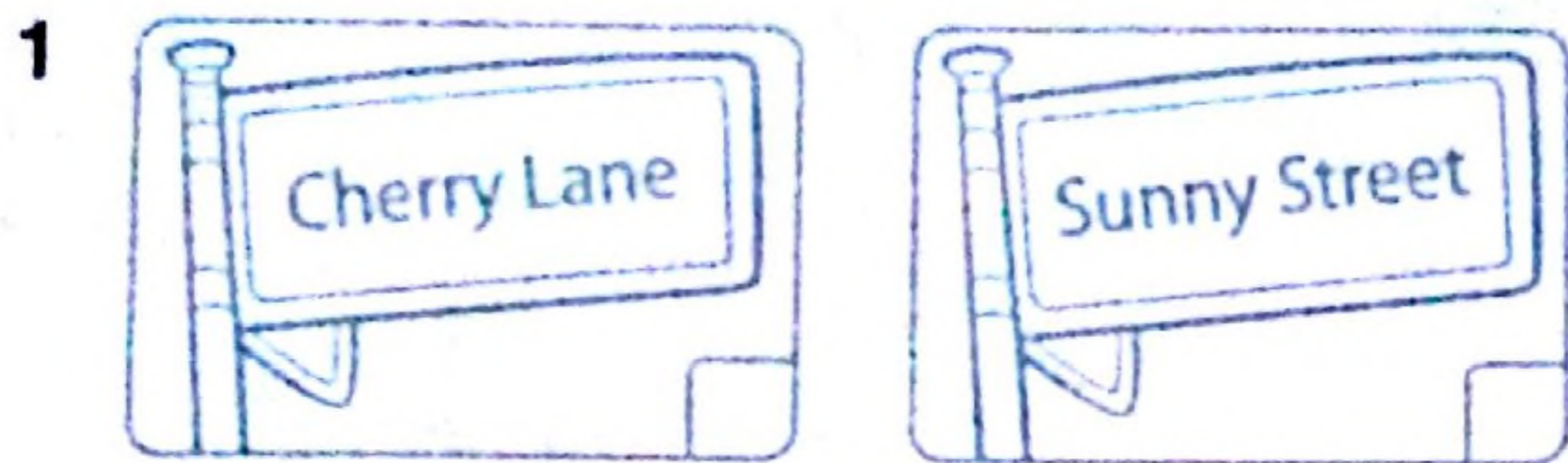
My telephone number is 555-2276.

Grammar **A 27**

Where	do	you	live?	I/We	live	on (Sunny) Street.
	does	he/she		They	lives	
What is	your	telephone number?	My/Our	telephone number is (555-3434).		
	his/her		His/Her			
	their		Their			


Practice

J  **A 28** Listen and check (✓). Then write.



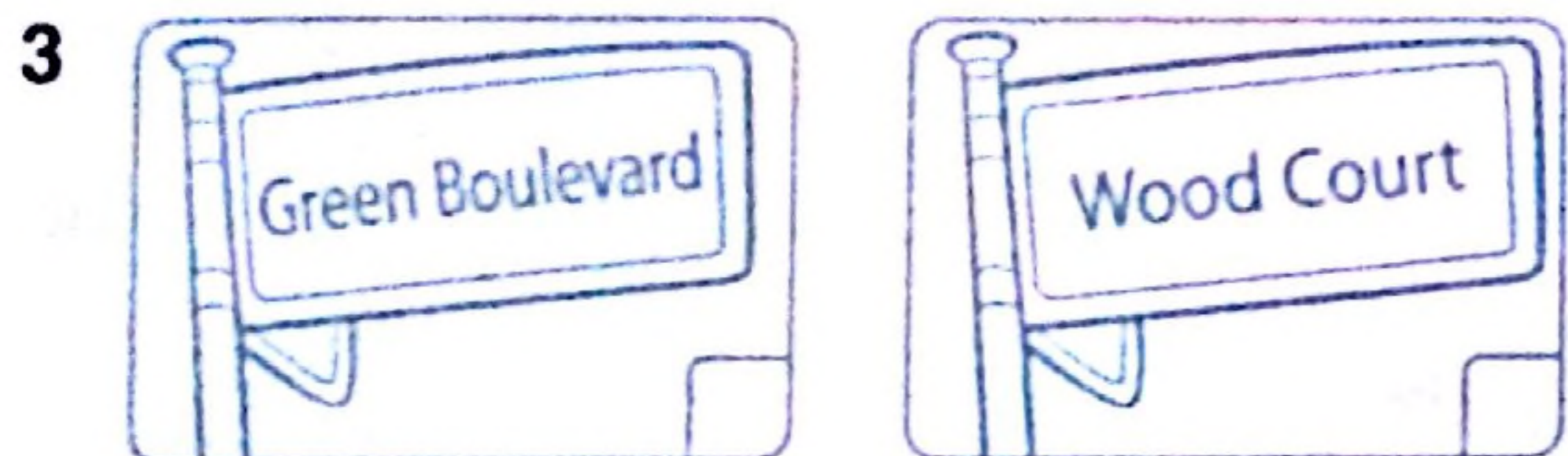
Where does she live?

She lives on _____



Where do _____?

We _____



Where does _____?

K  **A 29** Listen and write.

1 What's his telephone number?

His telephone number is _____.

2 What's her telephone number?

Her telephone number is _____.

L Write.

1 Where do you live?

2 What's your telephone number?

Story

M A30 Listen. Then act out.

Tina kicks and shouts at the bird. The bird is surprised. It drops Tina!



Help! I'm falling!

Huh! Who are you?



1

2

4



What do you have to do in this tree?

I have to rescue that kitten.

5

Do you have to rescue kittens every day?

No, not every day.





So, where do you live?

I live on Cherry Lane.

I'm Tina Thumb.

3



6

Tina!

Look, there's my friend! Thank you, Officer.

Practice

N Talk about the story.

- Is Tina flying?
- Where does she live?
- What does he have to do?

Reading

  **A 31** Listen and read.

Garbage: Where does it go?

It's garbage day. You put the garbage in a garbage bag and take it outside. The garbage truck comes and picks it up. So, where does the garbage go?

Some places burn garbage and use the heat to make electricity. Some places bury the garbage in a big hole we call a landfill. Other places separate and recycle metal, plastic, glass and paper, and then put the garbage in a landfill.

In the United States each person throws away 3 to 4 pounds of garbage every day! How much garbage do you throw away every day?



P Match.

1



•

glass

2



•

metal

3



•

paper

4



•

plastic

Q Read and check (✓).

- 1 In the United States each person throws away 10 pounds of garbage every day.
- 2 Some places burn garbage to make electricity.
- 3 Some places bury garbage in a landfill.

True

False


What about you?

R Read and check (✓).

What are the things you do to help reduce garbage?




reuse boxes



recycle newspapers



give away old toys



recycle plastic



reuse bags



recycle glass

S Write.

We make a lot of garbage every day. How can we make less?

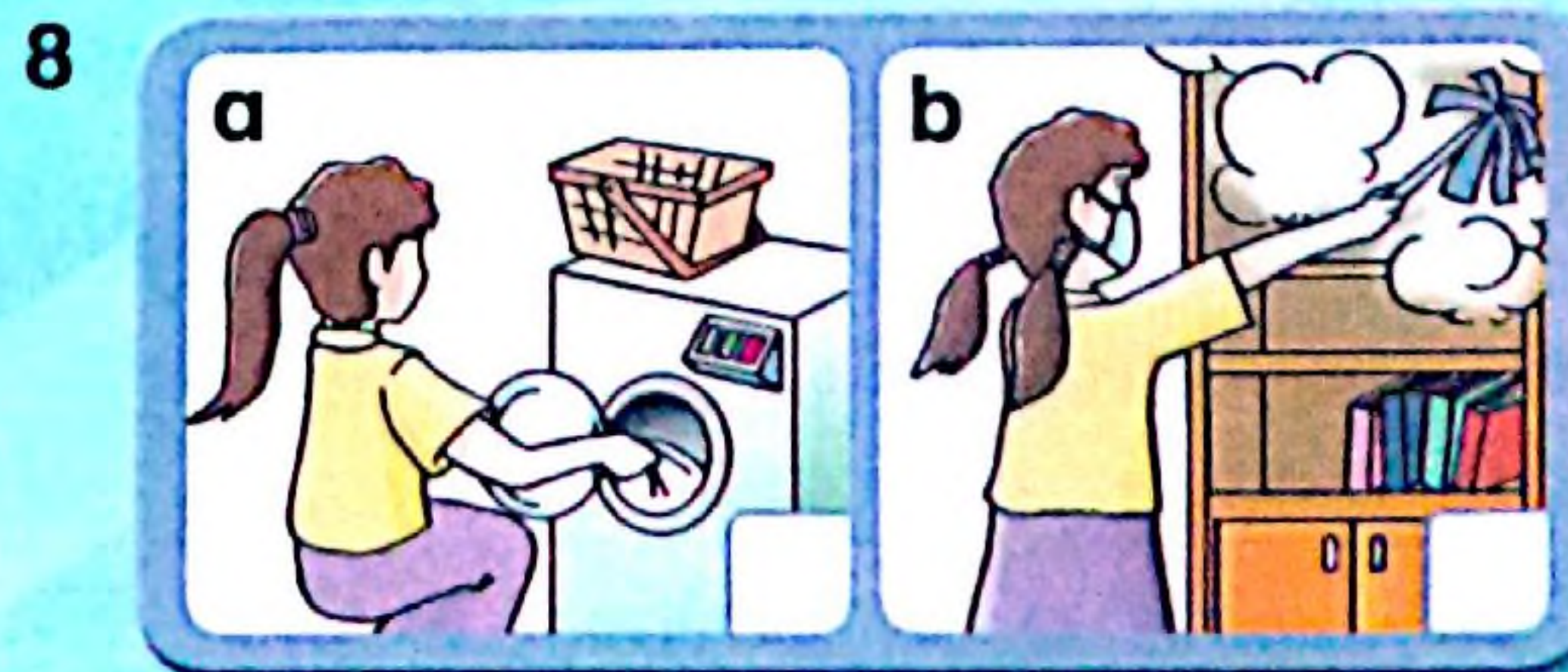
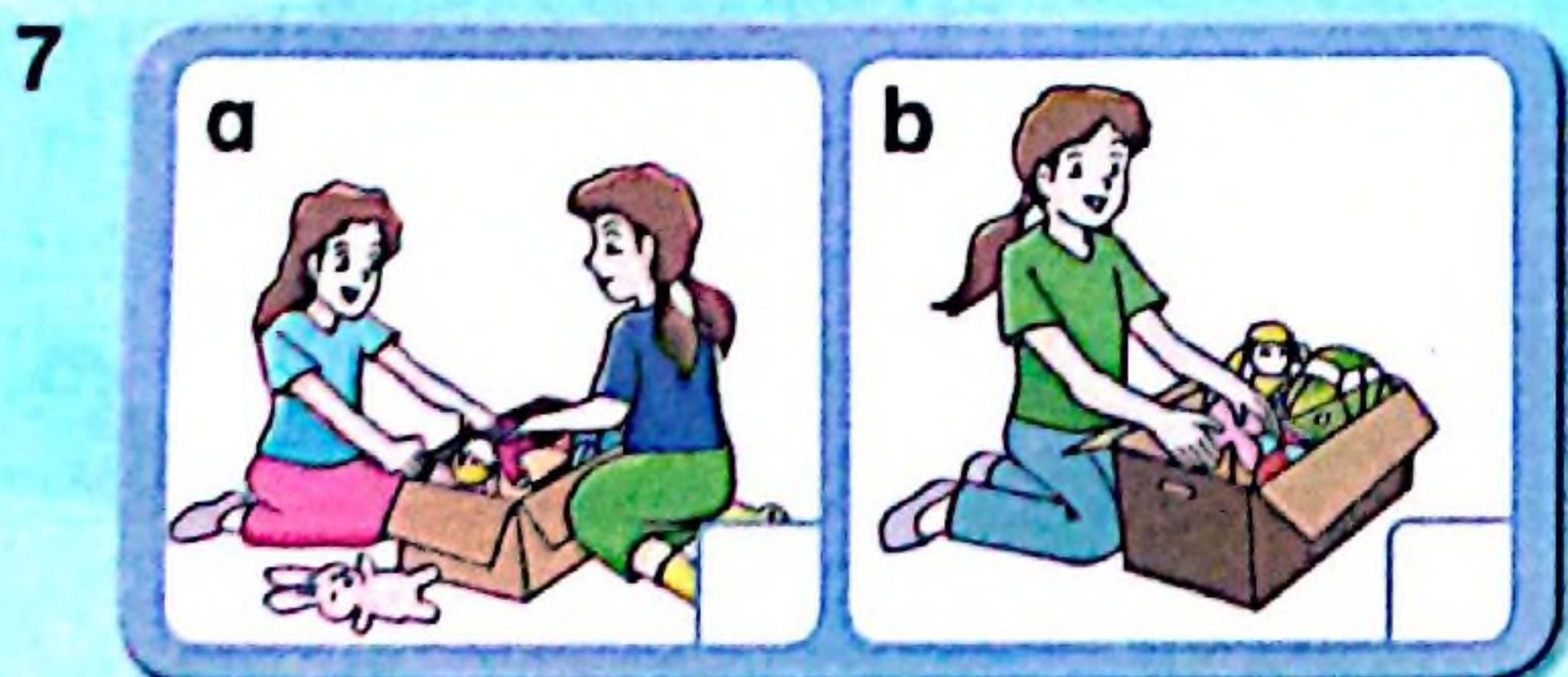
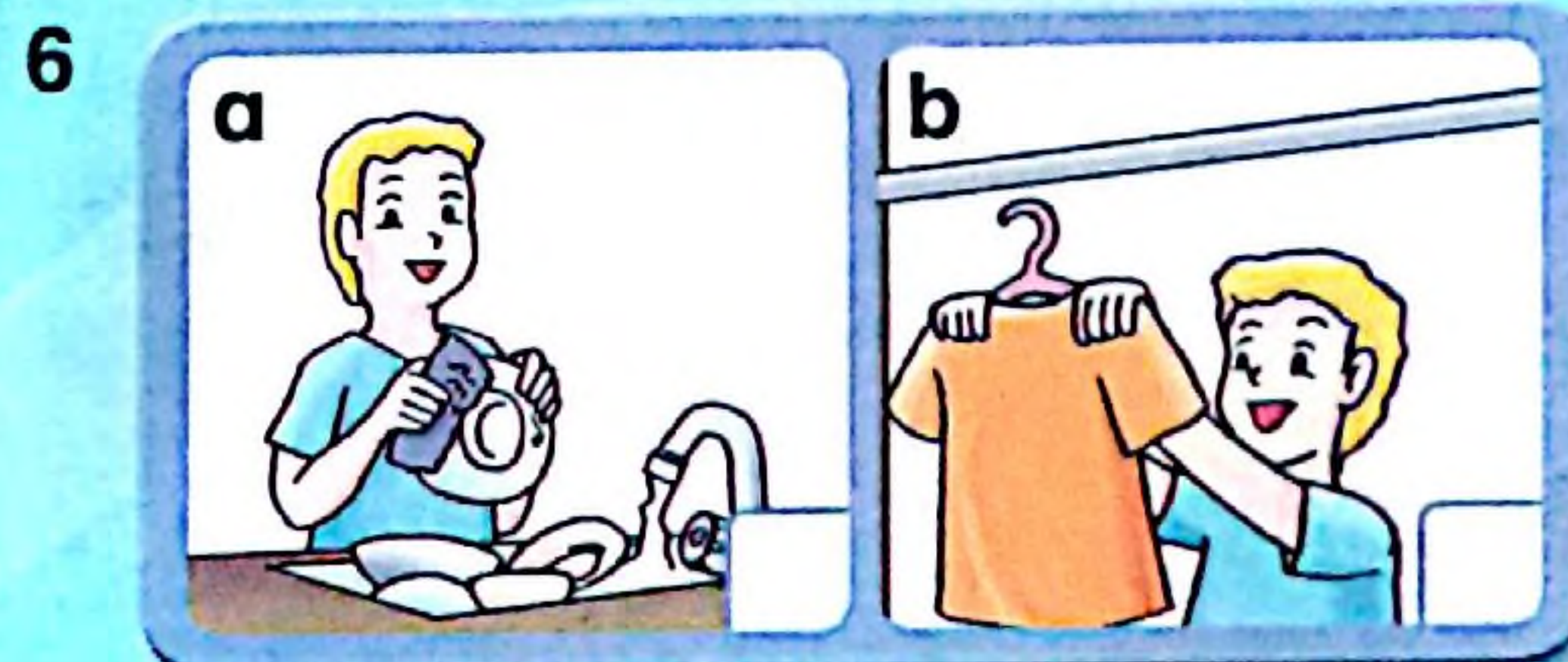
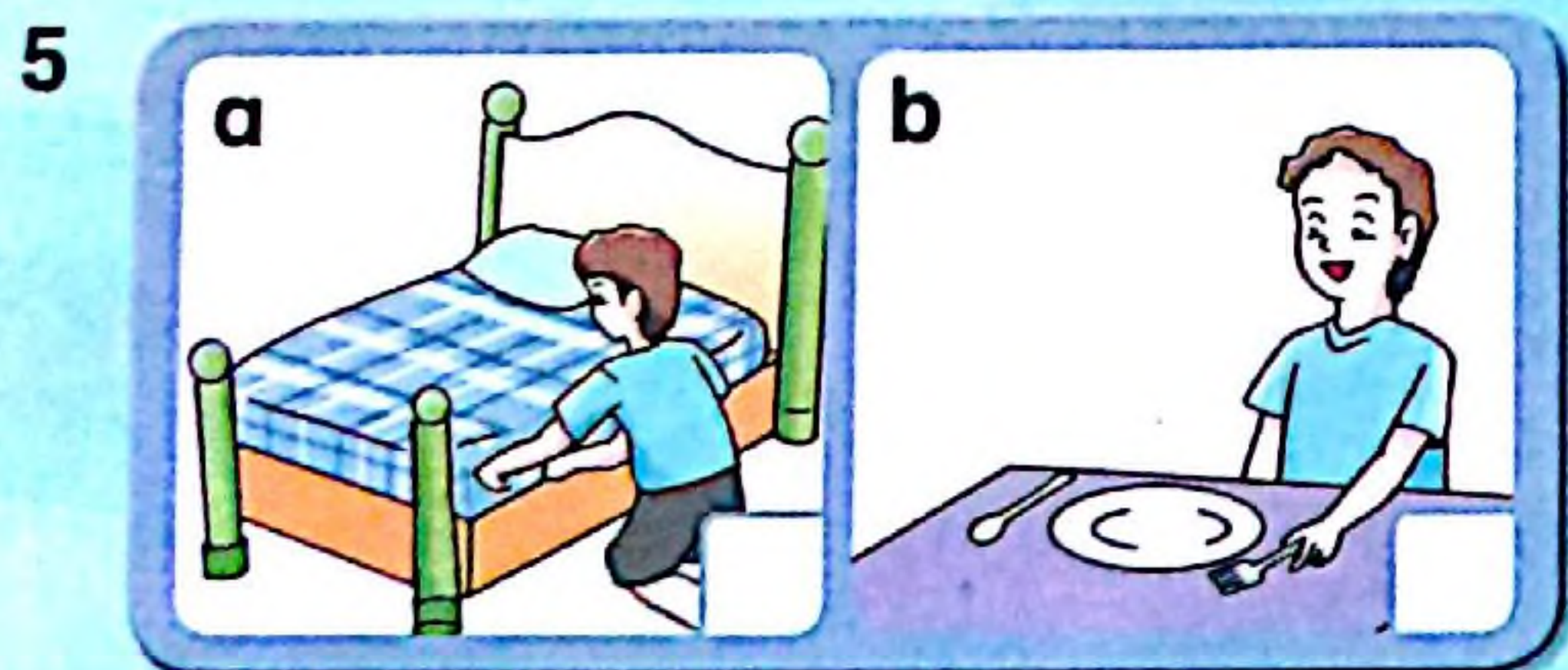


- 1 We have to _____.
- 2 We have to _____.
- 3 We have to _____.

T Answer the questions.

- 1 Where does the garbage in your neighborhood go?
- 2 How do you recycle at school or at home?

Test

U **A 32** Listen and check (✓).



9 Butterfly Court
 Butterfly Road
 Butterfly Street

10 Summer Avenue
 Summer Court
 Summer Boulevard

Have fun!

Number 1. Does he have to dry the dishes?

No, he has to weed the garden. My turn. Number 2. What does she have to do today?

V Play tic-tac-toe.



She has to wash the dog.

1

Does / dry the dishes

2

What / she

3

Do / clean the windows

4

Does / vacuum the carpet

5

What / you

6

What / he

7

Do / set the table

8

Does / dry the dishes

9

What / you

Review

Units 1 and 2

A **c** **A 33** Listen, find and number.



a

b

e

f

Tenth Avenue



Practice

B Talk about the picture.

- What's his/her favorite season?
- What are they going to do today?
- What's he/she going to do today?
- Would he/she/they like to join the book club?
- What does he/she have to do today?
- Where does he/she live?

C A 34 Listen. Then act out.

What are you going to do today?

I'm going to play softball. How about you?

I have to study for the English test tomorrow. Do you have to study for the test, too?

Oh, the test! I forgot about it! Yes, I do!

Where do you live? I can meet you after the game. We can study together.

Great! I live on Chocolate Lane! Call me at 1 p.m.

3 Meeting up with Jimmy

 **Story** 

A  **A 35** Listen.

Scott and Tina go to the basketball court. They are late, but safe.



Hi, Tina. ... Hey, Scott. What did you do yesterday? I didn't see you.

I cleaned my room. Anyway, sorry we're late. A bird got Tina and flew away.



1

2

3

And a police officer saved her.


I landed in his net.



4

I was so worried!





Learn 1

B **A 36** Listen and say.



played in the park



talked on the phone



watched a DVD



practiced calligraphy



finished (my) drawing



studied history

C **A 37** Listen and say.

Grammar **A 38**

What did	you they he/she	do yesterday?
I/We They He/She	played in the park	

Learn 2

D **A 39** Listen and say.



1 act in the school play



2 help wash the car



3 learn a magic trick



4 fix (my) bike



5 photograph (my) dog



6 memorize the spelling words




7 chat on the computer



8 go jogging

E **A 40** Listen and say.



Grammar **A 41**

Did	you he/she they	act in the school play?	Yes.	I/we he/she they	did.
			No.		did not.

did not = didn't

Practice

F Look and write.



What _____ she do _____ ?

She _____ .




What _____ they _____ ?

_____ .



Did they chat on the computer?

No, _____ .



Did she do her laundry?

_____ .

G A 42 Listen and circle.

1

a

b

c

2

a

b

c

3

a

b

c

4

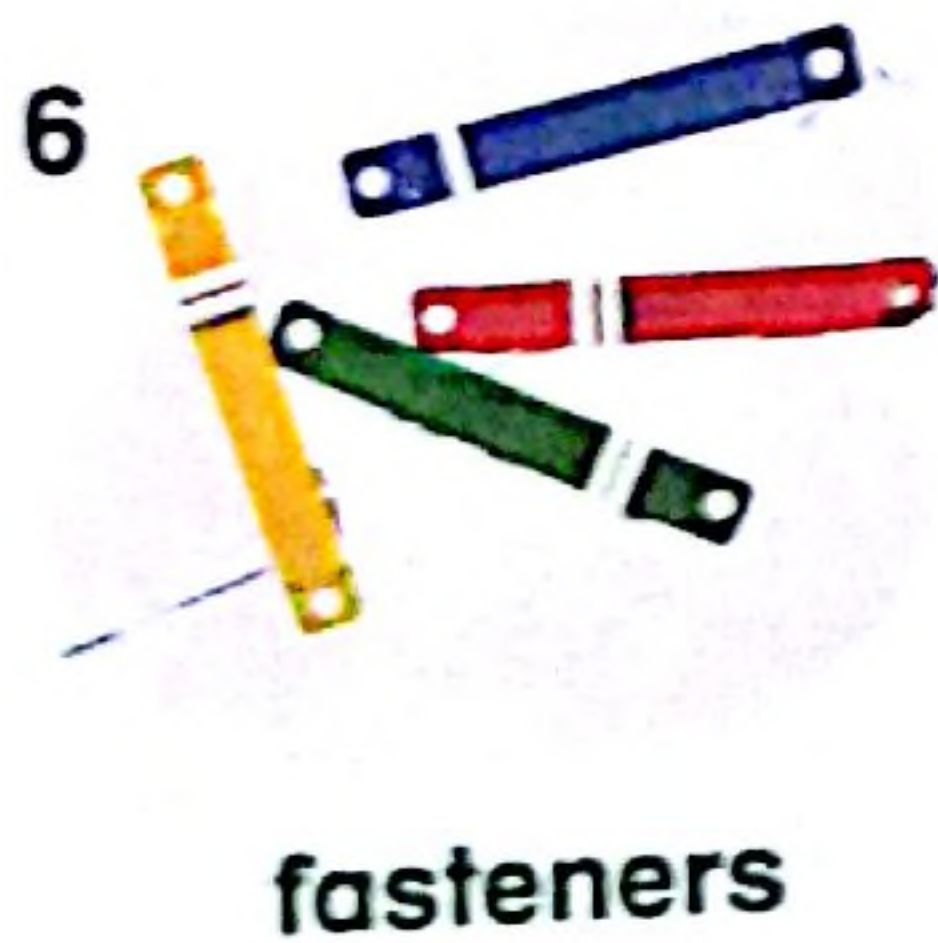


a

b

c

Learn 3

H **A 43** Listen and say.



I **A 44** Listen and say.

Is there any glitter?

Yes, there is.

Are there any sticky notes?

No, there aren't any sticky notes.

Grammar **A 45**

Is there any clay?

Yes. there is.
No. there is not any clay.

Are there any stamps?

Yes. there are.
No. there are not any stamps.

J **A 46** Listen and circle. Then write.

1



Is there any (paste / glitter)?

2



Are there any (index cards / stamps)?

3



Are there any (fasteners / sticky notes)?

4



Is there any (clay / construction paper)?

K Unscramble the questions.

1 any / Is / clay / there / ?

Is _____

2 fasteners / any / there / Are / ?

Are _____

3 there / any / Are / index cards / ?

4 Is / any / there / paste / ?

Story 

L **C** **A 47** Listen. Then act out.

Tina, Scott and Jimmy are playing basketball. Jimmy shoots the ball. Scott and Tina block the ball! They are having fun!



I'm thirsty. Is there any water?

1

Yes, there is. There's a drinking fountain over there. I'm thirsty, too.


2



4


Were you tired?

Yes, I was!



What did you do yesterday, Tina?

Not much. I just watched TV.



Did you stay home yesterday, Jimmy?


Yes, I did.



5

Scott, help!

Tina!




Oh, no! She's going down the drain!

Practice

M Talk about the story.

Is there any water?
 What did he/she do yesterday?
 Did he/she watch TV?
 Where's she going?



N **A 48** Listen and read.

Story of basketball



In 1891 James Naismith invented a new game. He used a soccer ball and two peach baskets that were set 10 feet high. When a player shot the soccer ball into a peach basket, his team scored. The referee then climbed up to the basket to get the ball out.

Today, we use a basketball and shoot it through a hoop. Basketball players today can shoot amazing shots like a long jump shot or a slam dunk!

There are many countries that play basketball today. Some famous players are Yao Ming from China and Pau Gasol from Spain.



Read and write.

- 1 James Naismith invented a new _____ in 1891.
- 2 The first games used two _____ and a _____ ball.
- 3 Today we use a _____ and shoot it through a _____.
- 4 Many _____ play basketball today.

Read and check (✓).

- 1 A team scores when they shoot a ball through the basket.
- 2 A slam dunk is an amazing shot.
- 3 Pau Gasol is from the United States.

True	False
<input type="checkbox"/>	<input type="checkbox"/>
<input type="checkbox"/>	<input type="checkbox"/>
<input type="checkbox"/>	<input type="checkbox"/>

What about you?

Q Read and write (Y = Yes, N = No).

At a game, it's important to be a good sport. This means behaving well, playing your best and enjoying the game. Are you a good sport or a bad sport?



I always play by the rules.



I always respect the other team.



I always play fair.



I always forgive my teammates when they make a mistake.




I always encourage my teammates.



I always respect the referee and coach.



I'm nice when I lose.



I'm nice when I win.

R Write and tell a classmate.

I wrote yes _____ times.

I wrote no _____ times.

I'm a _____ sport.

I'm a good sport!



Me, too!

Test

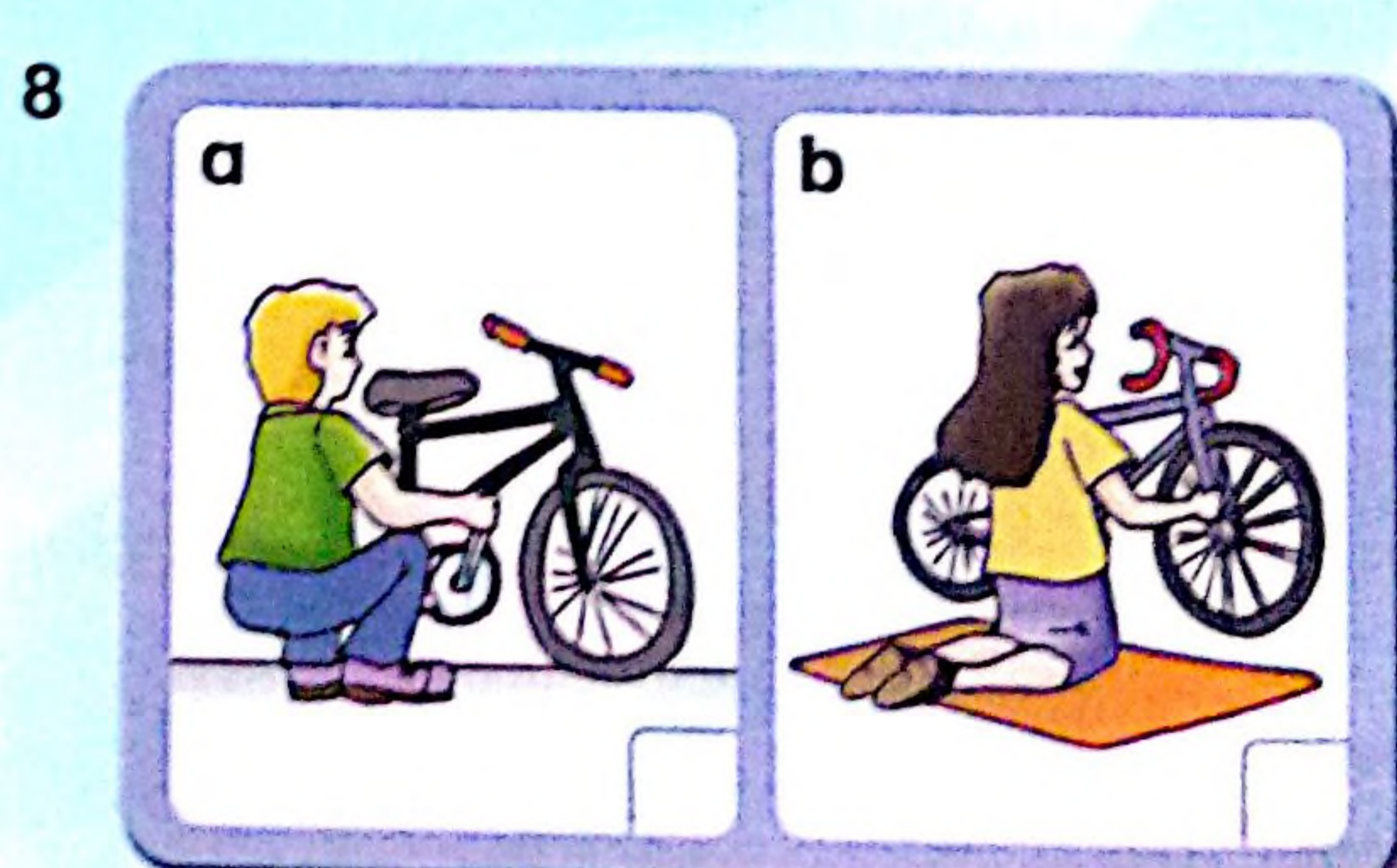



5 Listen and check (✓) or write.

- 1 played in the park
- talked on the phone
- studied history

- 2 studied history
- practiced calligraphy
- watched a DVD

- 3 finished my drawing
- watched a DVD
- learned a magic trick

- 4 talked on the phone
- practiced calligraphy
- fixed my bike



9 Is there _____
 _____ ?

10 No, there _____
 _____.









Have fun!

What did you do yesterday?

I studied history.



T Ask 4 classmates and write ✓ or X.

	(name)	(name)	(name)	(name)	
What did you do yesterday?		<input type="checkbox"/>	<input type="checkbox"/>	<input type="checkbox"/>	<input type="checkbox"/>
		<input type="checkbox"/>	<input type="checkbox"/>	<input type="checkbox"/>	<input type="checkbox"/>
		<input type="checkbox"/>	<input type="checkbox"/>	<input type="checkbox"/>	<input type="checkbox"/>
		<input type="checkbox"/>	<input type="checkbox"/>	<input type="checkbox"/>	<input type="checkbox"/>
		<input type="checkbox"/>	<input type="checkbox"/>	<input type="checkbox"/>	<input type="checkbox"/>
Did you _____ ?		<input type="checkbox"/>	<input type="checkbox"/>	<input type="checkbox"/>	<input type="checkbox"/>
		<input type="checkbox"/>	<input type="checkbox"/>	<input type="checkbox"/>	<input type="checkbox"/>
		<input type="checkbox"/>	<input type="checkbox"/>	<input type="checkbox"/>	<input type="checkbox"/>


4 Into the sea



A **A 50** Listen.

Tina is falling down into the sea. She is moving very fast.

1



Wow! This is really fun!

2



Hi! I'm Tina. Where am I?

3




Would you like a ride?



Yes, please.

4





Learn 1

B **A 51** Listen and say.

1



a piece of gum

2



a bag of potato chips

3



a cup of tea

4



a glass of lemonade

5



a slice of avocado

6



a bowl of oatmeal

C **A 52** Listen and say.

Grammar **A 53**

Would you like a piece of gum?
 Yes, please.
 No, thank you.

Learn 2

D Listen and say.

1



sandwich

2



hamburger

3



hot dog

4



sundae

5



fries

6



hash browns

7



chicken nuggets

8



ice cream

E Listen and say.



Grammar A 56

What would you like?

I would like

a sandwich, some fries.

Practice

F Look and write.

1



Would you like _____ ?

No, thank you.

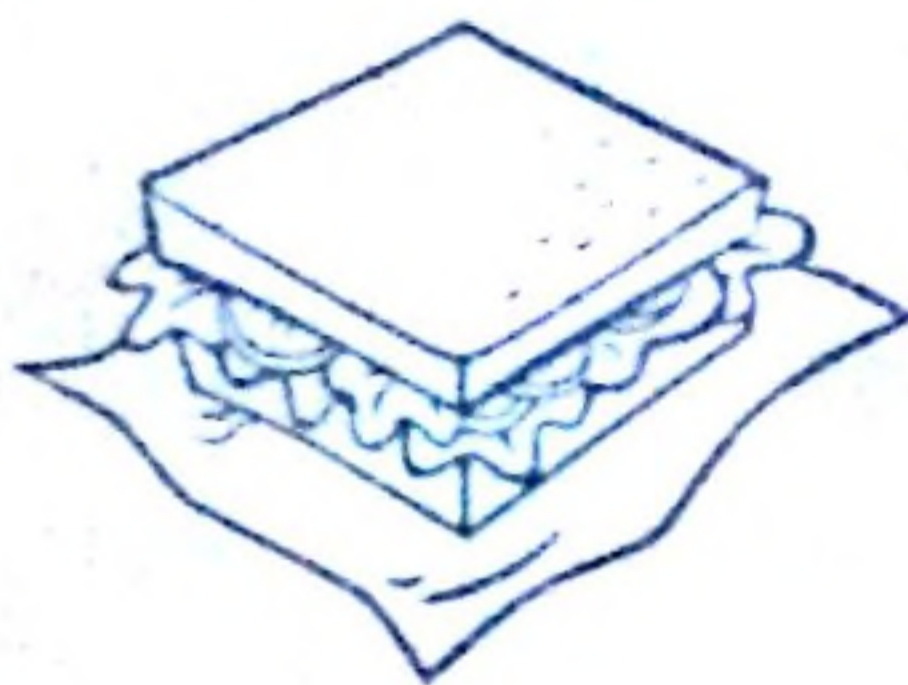
2



Would you _____ ?

Yes, please.

3



What would you like?

I'd like _____.

4



What _____ ?

G 57 Listen and circle.

1

a	
b	
c	

2

a	
b	
c	

3

a	
b	
c	

4

a	
b	
c	

Learn 3

H **A 58** Listen and say.



crab



starfish



jellyfish



octopus




stingray



shark



dolphin




sea lion

I **A 59** Listen and say.

Did you see that jellyfish?

Yes, I did. Wow!

No, I saw a starfish.




Grammar **A 60**

Did you see that crab?
Yes, I did. Wow!
No, I saw a starfish.

J Find and circle the words.

sea lion crab octopus shark stingray
jellyfish dolphin starfish

w	j	e	l	l	y	f	i	s	h
s	d	g	x	o	t	c	r	a	b
t	s	d	s	c	t	i	g	s	r
a	e	t	u	t	r	z	w	t	n
r	a	o	d	o	l	p	h	i	n
f	l	p	i	p	e	r	a	n	p
i	i	h	e	u	t	h	l	g	l
s	o	c	a	s	o	w	e	r	v
h	n	n	s	r	a	k	e	a	b
g	s	h	a	r	k	e	q	y	t

K  **A 61** Listen, circle and write.

1 Did you see that (shark / crab)?

(Yes / No), _____

2 Did you see that (jellyfish / starfish)?

(Yes / No), _____

3 Did you see that (sea lion / dolphin)?

(Yes / No), _____

4 Did you see that (octopus / stingray)?

(Yes / No), _____

Story

L **A 62** Listen. Then act out.

The sea is beautiful. The seahorse and Tina swim around. Suddenly, Tina sees something interesting.



Wow! Look at that carnival!

Let's have some fun!

1



Whoa! Did you see that crab?

2



4

Would you like some seaweed ice cream? It's delicious!

Ugh ... No, thanks.

5



No, I didn't. Yikes!
Look at the big whale.

Ice cream! Pizza!
What would you like?

3


Hmm ... I don't know.

Did you see
that big fish?

That's a shark!
Let's get out of here.

Practice

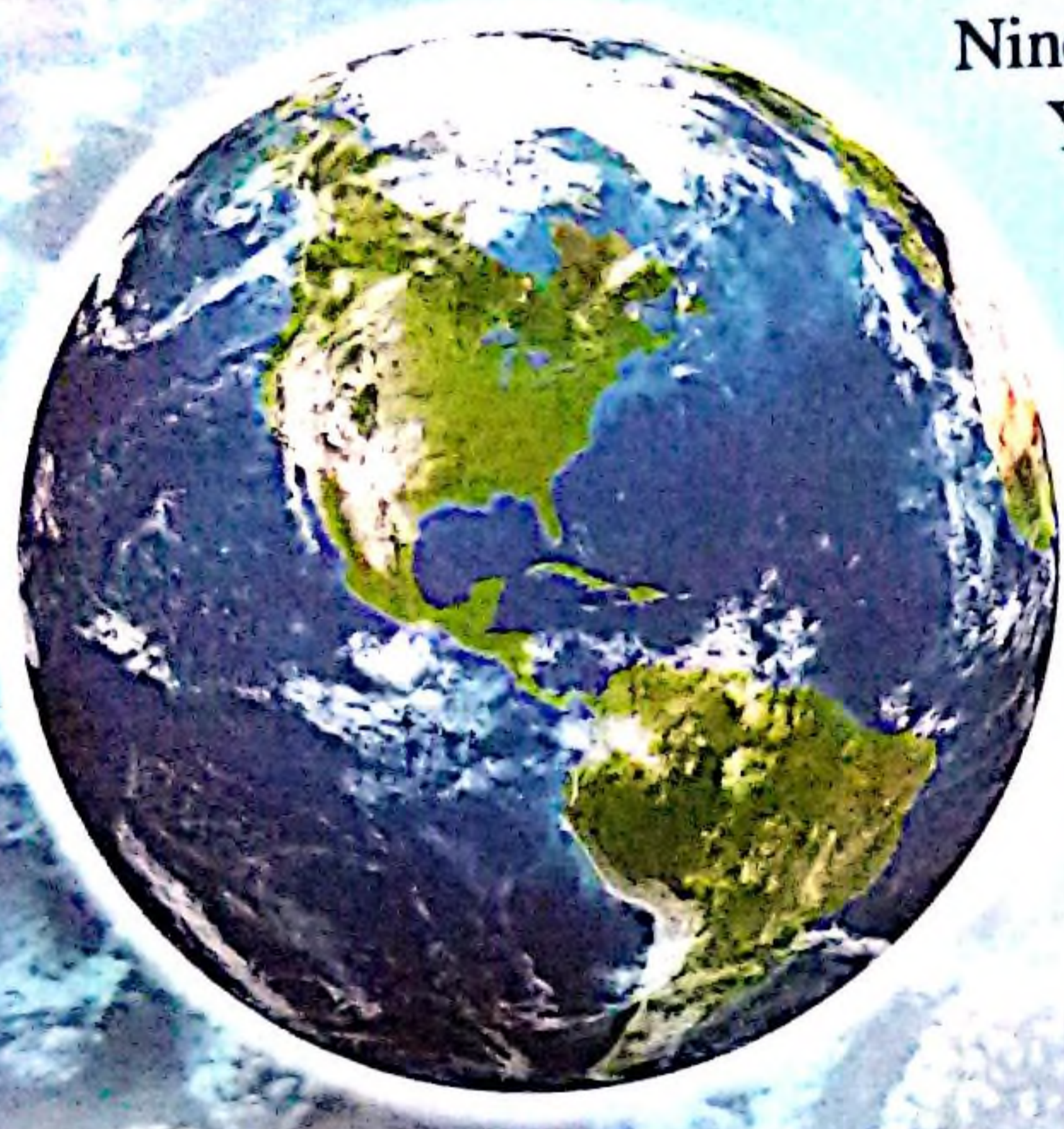
- M** Talk about the story.
What did he/she see?
Would she like some seaweed ice cream?
Did Tina see a jellyfish?

Reading 

N  **A 63** Listen and read.

Water of the Earth

Did you know that water covers 70 percent of the Earth? Look at the blue parts on a map. Those blue parts are water.



Ninety-seven percent of the Earth's water is saltwater. You can find saltwater in the oceans, seas and some lakes. Only 3 percent of the Earth's water is fresh water. You can find fresh water in glaciers, ice caps, rivers, lakes and underground.

Water is very important. People use fresh water to drink, wash clothes and many other things. Many plants and animals live in water, too. In fact, more plants and animals live in water than on land!



O Read and write.

- 1 Seventy percent of the _____ is covered by water.
- 2 Saltwater is in the _____, _____ and some _____.
- 3 Fresh water is found in glaciers, _____, _____, _____ and underground.
- 4 Many _____ and _____ live in water.

P Read and check (✓).

- 1 Water covers 3 percent of the Earth.
- 2 Fresh water is found in glaciers.
- 3 People use saltwater to drink.

True	False
<input type="checkbox"/>	<input type="checkbox"/>
<input type="checkbox"/>	<input type="checkbox"/>
<input type="checkbox"/>	<input type="checkbox"/>

What about you?

Q Read and check (✓).

What are the things you use water for every day?




drinking



washing the car



brushing my teeth



taking a shower



watering plants



making juice

R Read and check (✓).

I turn off the water when ...

- 1 I'm brushing my teeth.
- 2 I'm washing my bike.
- 3 I'm washing my hands.

Yes

No

S Answer the questions.

- 1 How many glasses of water do you drink every day?
- 2 How do you save water?



Test

T **A 64** Listen and check (✓).



1 Yes, please.
No, thank you.

2 Yes, please.
No, thank you.



3

a 	b 
<input type="checkbox"/>	<input type="checkbox"/>



4

a 	b 
<input type="checkbox"/>	<input type="checkbox"/>



5

a 	b 
<input type="checkbox"/>	<input type="checkbox"/>



6

a 	b 
<input type="checkbox"/>	<input type="checkbox"/>



7

a 	b 
<input type="checkbox"/>	<input type="checkbox"/>


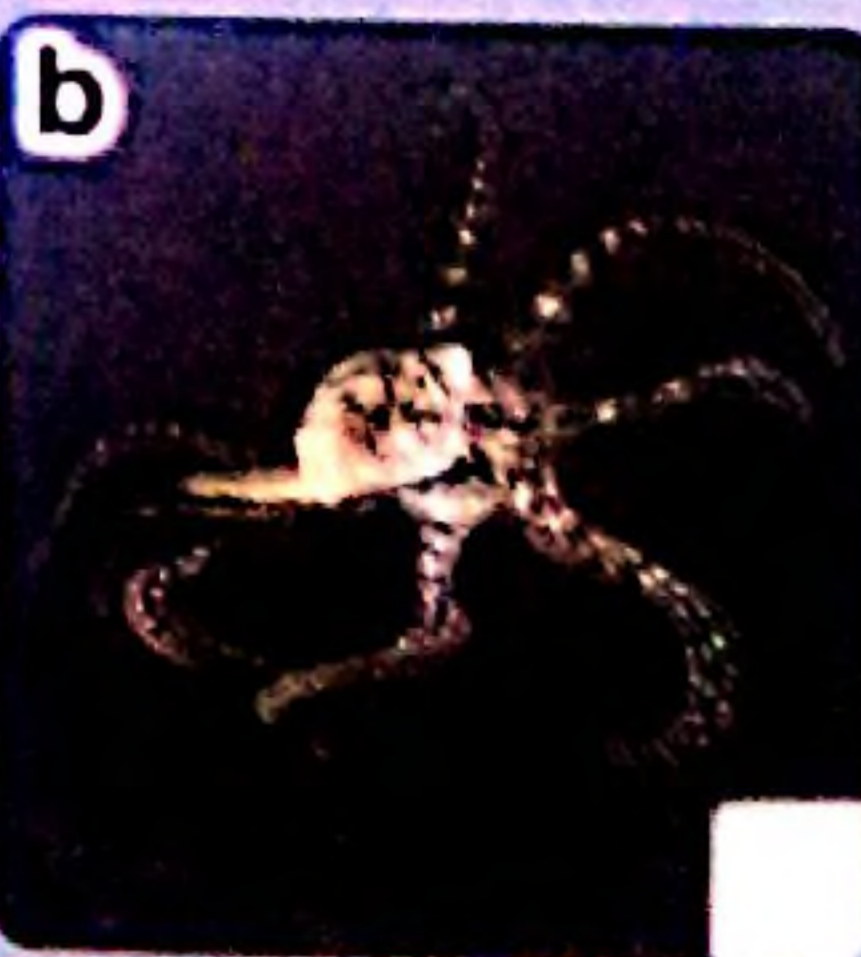
8

a 	b 
<input type="checkbox"/>	<input type="checkbox"/>

9




a 	b 
<input type="checkbox"/>	<input type="checkbox"/>

10

a 	b 
<input type="checkbox"/>	<input type="checkbox"/>

Have fun!










U Point, ask and answer.

-  Did you see that ... ?
-  What would you like?
-  Would you like ... ?

Did you see that starfish?



No, I saw a crab.


1  octopus	2 	3 	4  stingray	5 
6 	7 	8 	9  jellyfish	10 
11 	12  starfish	13 	14 	15 
16  dolphin	17 	18 	19 	20  sea lion

Review

Units 3 and 4

A  **A 65** Listen and write (T = True, F = False).





Practice

B Talk about the picture.

- What did he/she do yesterday?
- Did he/she chat on the computer?
- Is there any glitter?
- Are there any index cards?
- Would he/she like a piece of gum?
- What would he/she like?

C **A 66** Listen. Then act out.

What would you like?
I'm buying.

I'd like a hamburger, some chicken nuggets, some garlic fries and a sundae.

What? That's a lot!


Just kidding! I'd just like some garlic fries.

Well, that was good.


Would you like a piece of gum for dessert?

5 The big chase


 **Story**  10

A  **B 2** Listen.

Tina and the seahorse swim away from the shark. The shark chases them.



1



2



4



5



Learn 1

B **B 3** Listen and say.

1



strong



stronger

2



smart




smarter

3



neat



neater

4



friendly



friendlier









C **B 4** Listen and say.









Grammar **B 5**

Who is stronger?	I	am	
Who is stronger?	He		stronger than (Scott).
	She	is	
	(Jim)		
	They	are	

Learn 2

D B 6 Listen and say.

1	2	3	4	5	6	7	8
							
darker	lighter	louder	quieter	longer	shorter	higher	lower

9	10	11	12	13	14	15	16
							
easier	harder	cleaner	dirtier	hotter	cooler	sharper	duller

E B 7 Listen and say.

Which one is longer?

Is the black one lower?

The orange one is longer.


No, it's higher.

Grammar B 8

Which one is darker?	The (cheap) one is darker.
Is the (expensive) one lighter?	Yes, it is.
	No, it is darker.

Practice

F Look and write.




Who's stronger?

Tom _____




_____ smarter?



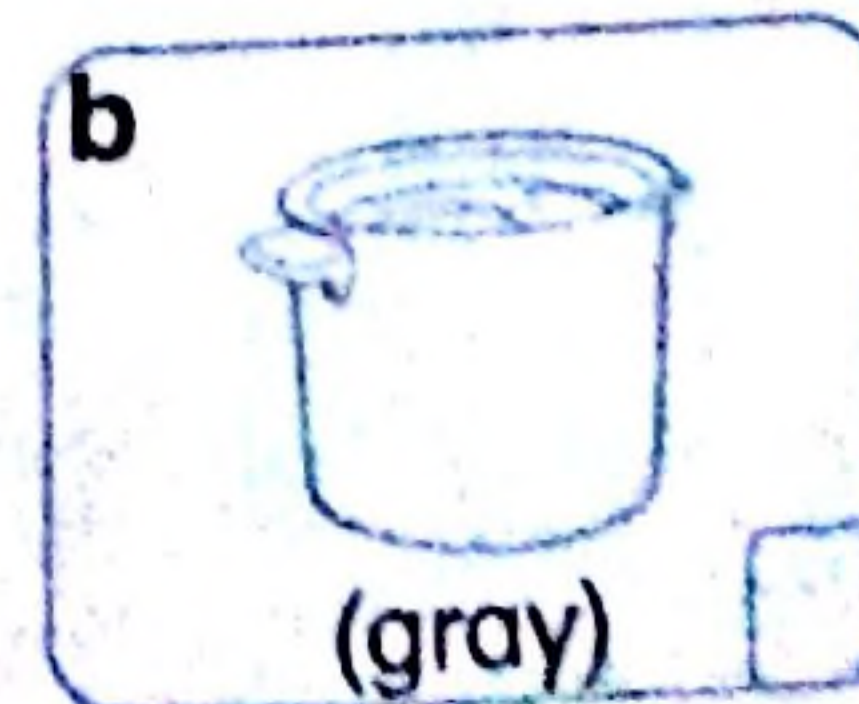


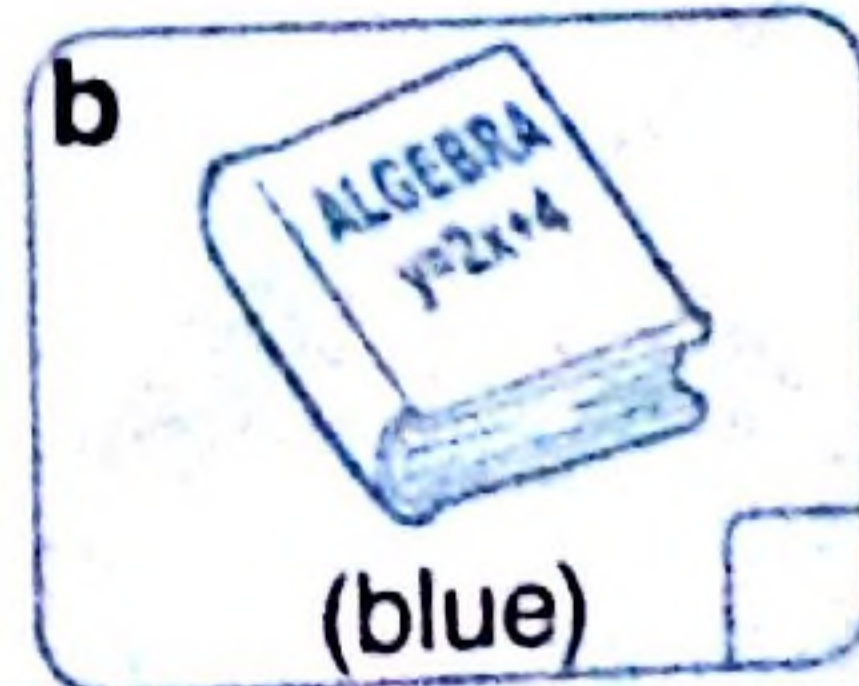
Which one is shorter?

The _____





Is the yellow one cleaner?

G Listen and check (✓).



Learn 3

H B 10 Listen and say.



I B 11 Listen and say.

She's smarter than him.
You're smarter than her.



Grammar B 12


I	am	
He	is	
She	is	
It		(stronger) than him.
You	are	
We	are	
They		

Practice


5

J Look and write.

_____ stronger than _____.



_____ taller than _____.



_____ neater than _____.

K  B 13 Listen and write.

1 I'm _____ than _____.

2 She's _____ than _____.

3 We're _____ than _____.

4 They're _____ than _____.

5 He's _____ than _____.

6 It's _____ than _____.

L Write.

1 Who's taller than you?

_____ is _____ than _____.

2 Who's shorter than you?

_____ is _____ than _____.

Story 

M  **B 14** Listen. Then act out.

The shark is gone. Tina and the seahorse come out to play. They are having fun together!

Ready, get set, go!



1



2

4

Oh, no! Two fish are coming.



Which one is closer?

5

The orange one is closer! Hurry!



I won! I'm faster than you.



Help me, please. I'm in danger.



Don't worry. I'll help you.



3

Wow! The queen is going to like this one.

6



Hey! Where am I?



Practice

N Talk about the story.

Who's faster?

Which fish is closer?

Where is Tina?

Reading

  B 15 Listen and read.

Look, sharks!

Did you know that sharks are older than dinosaurs? There are about 350 types of sharks. A whale shark is the size of a school bus! A dwarf shark is the size of a hand. Many people are afraid of sharks. But only four types, like the great white shark, attack people.



Did you know that sharks don't stop swimming? Because they are heavy, when they stop swimming, they sink!

Sharks have many rows of sharp teeth. They grow a new tooth when a tooth is broken. Some sharks can lose 30,000 teeth in their lifetime. Can you grow new teeth?



P Read and write.

- 1 Sharks are _____ than _____.
- 2 There are about _____ types of _____.
- 3 Sharks don't stop _____.
- 4 Some sharks can lose _____ teeth in their lifetime.

Q Read and check (✓).

- 1 When a shark stops swimming, it sinks.
- 2 A dwarf shark is the size of a school bus.
- 3 Sharks have only one row of teeth.

True False

What about you?

R Read and check (✓).

What are you afraid of?



sharks



the dark




snakes



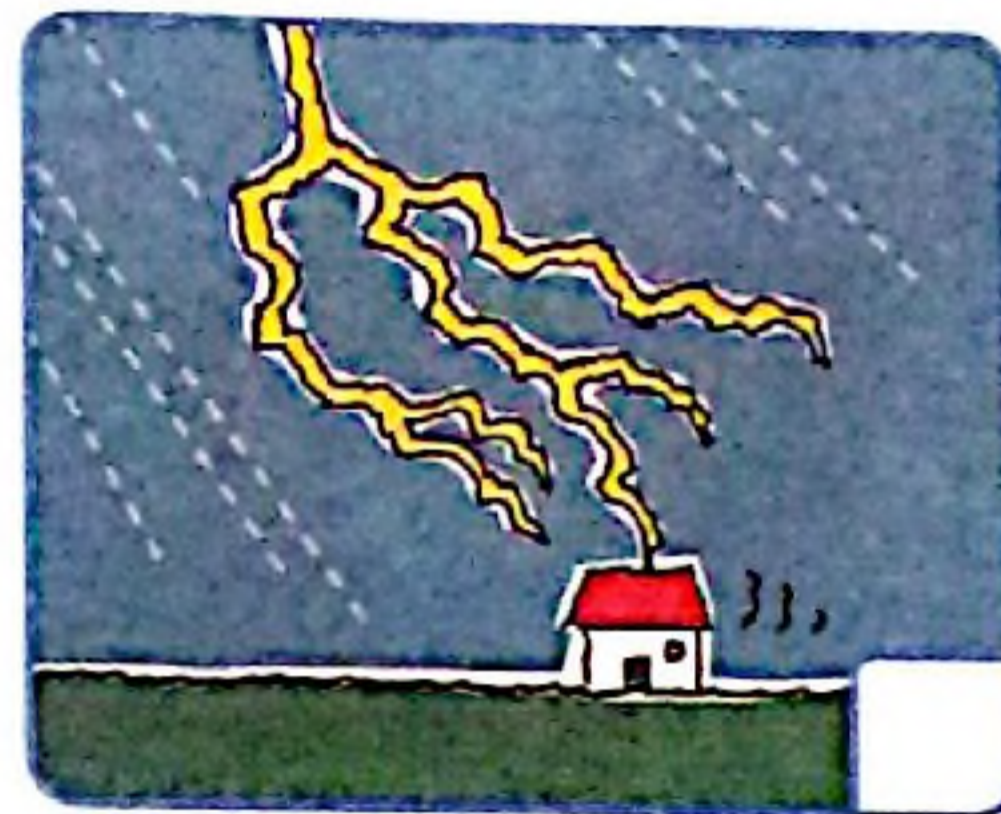
spiders



crowds



heights



lightning



the dentist

S Read and check (✓).

What do you do when you are afraid?

- 1 I run and hide.
- 2 I scream.
- 3 I'm not afraid of anything.

Yes

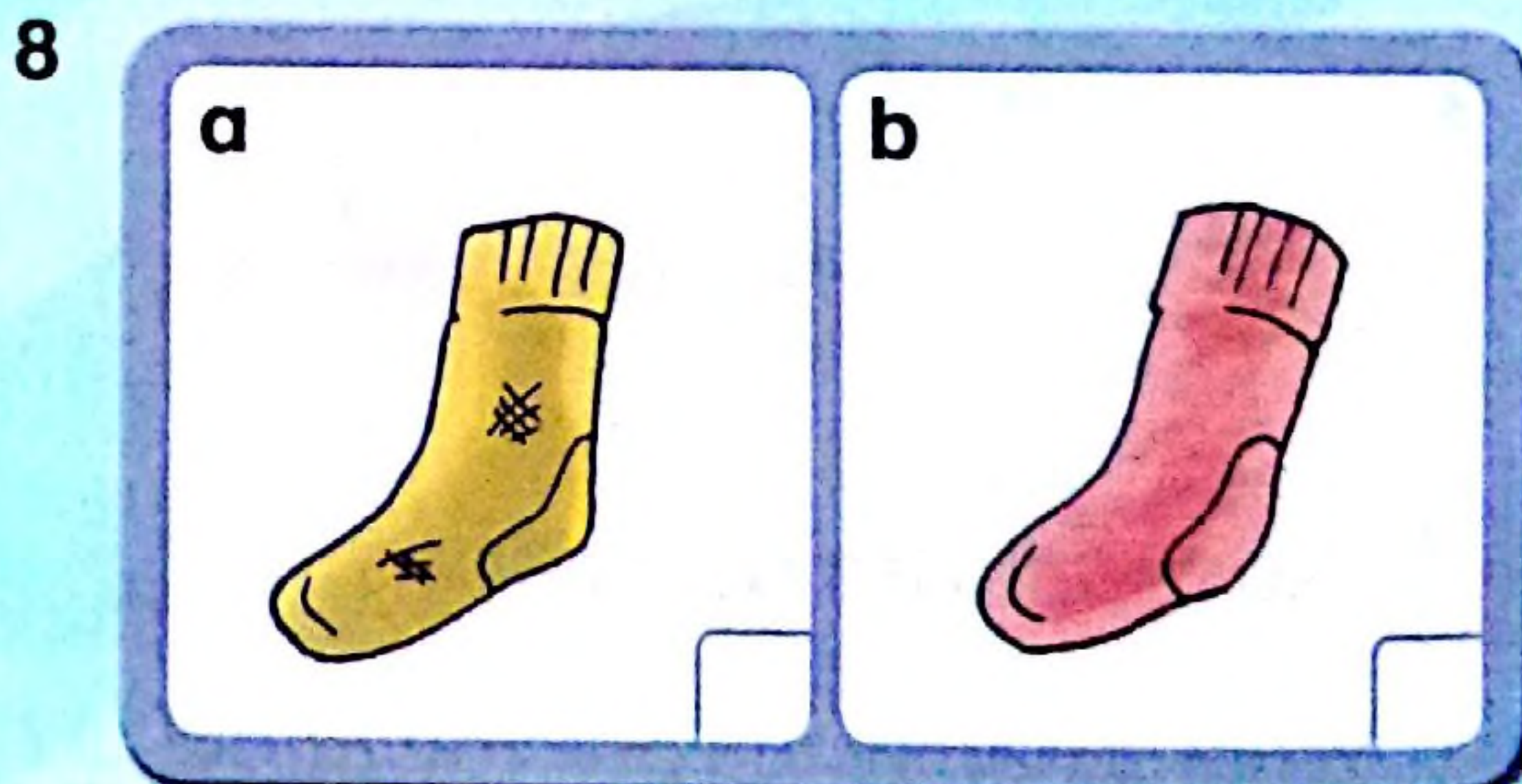

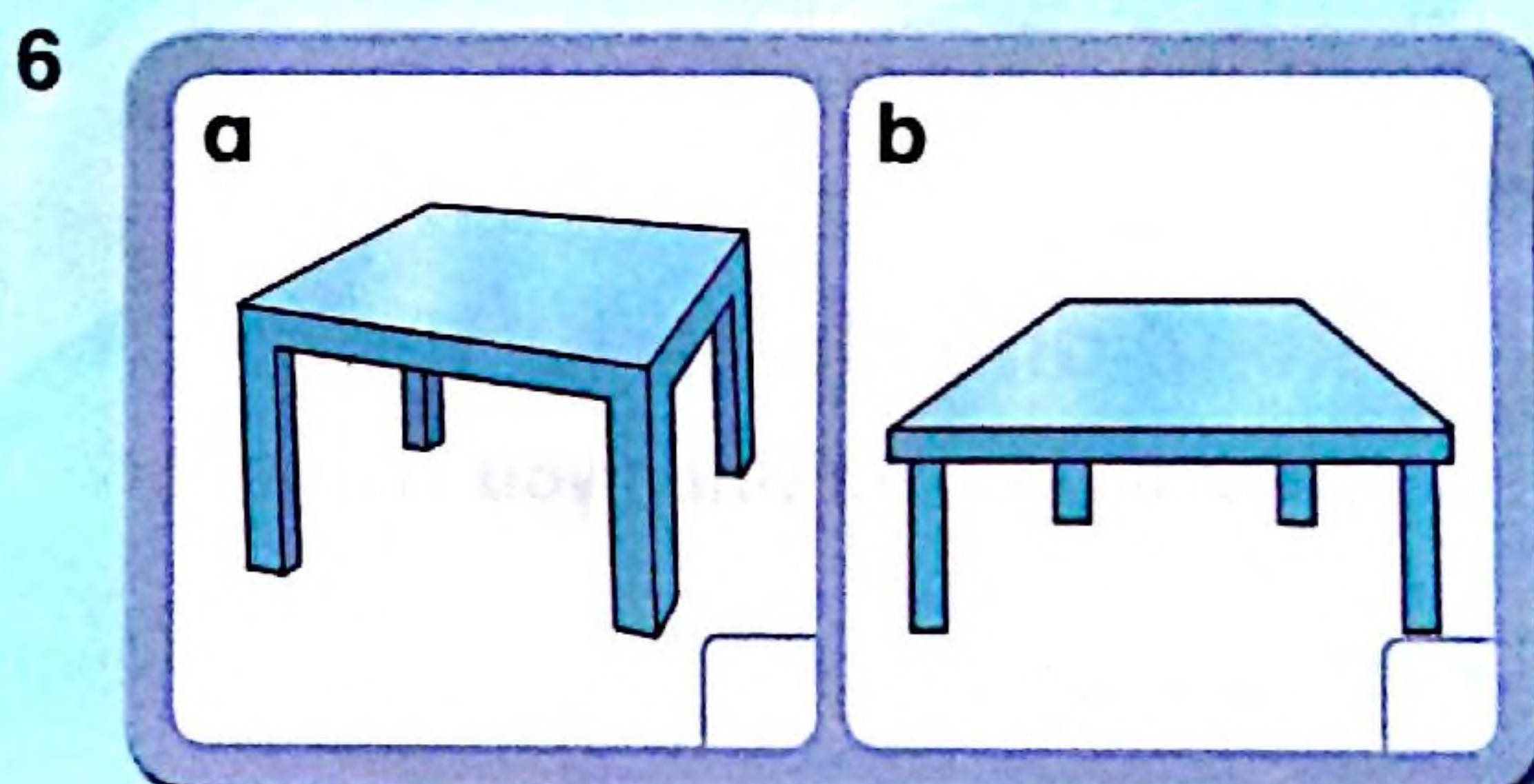
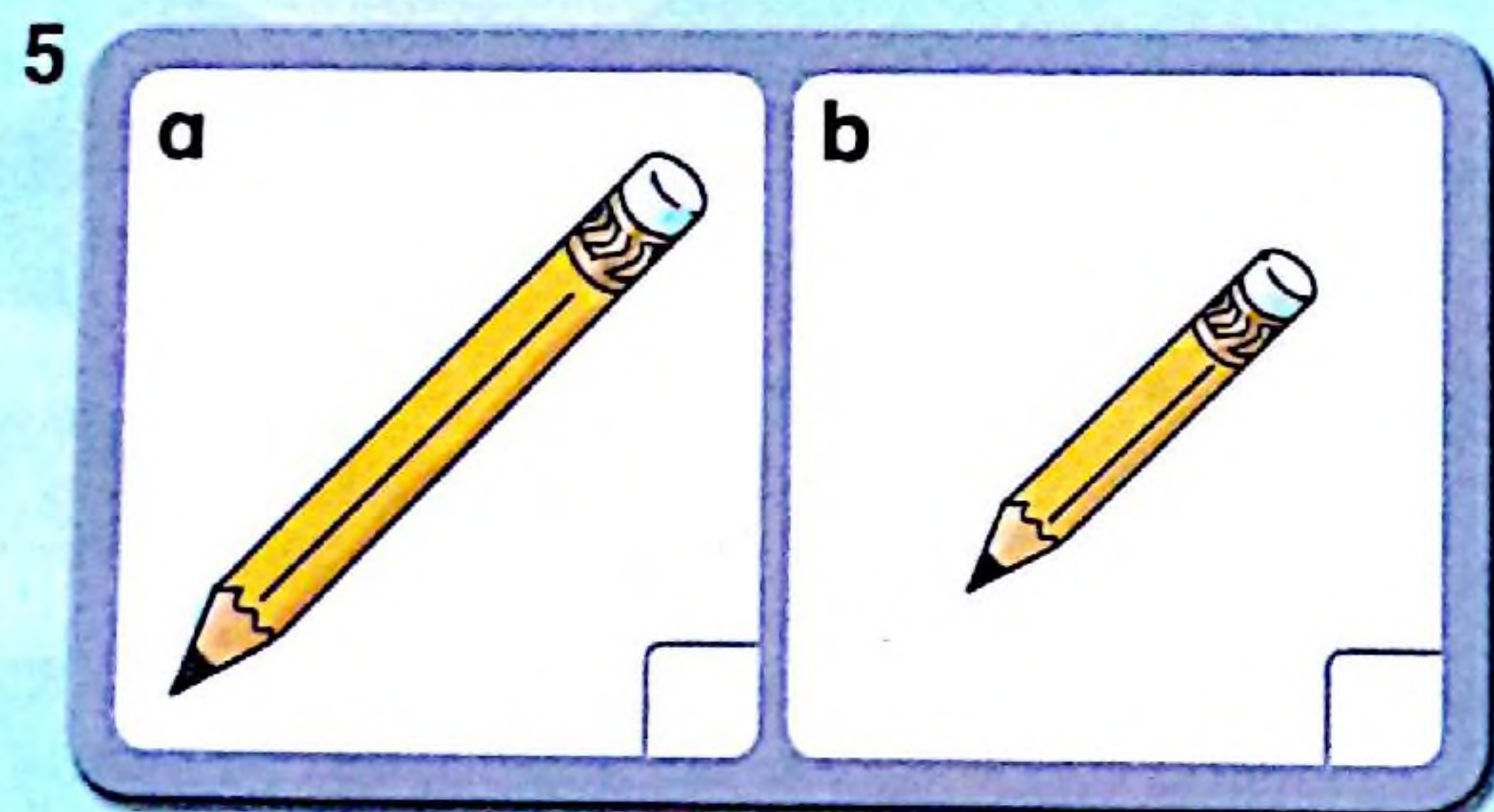




No

T Answer the questions.

- 1 What other things are you afraid of?
- 2 What can you do to stop being afraid?

Test

U **B 16** Listen and check (✓) or write.



9 He's _____ than _____.

10 We're _____ than _____.

Have fun!

V Draw and color pictures. Then ask and answer.

Which one is longer?

The green one is longer.


Is the blue one lighter?

Yes, it is.


Which one is ... ?

1

longer



shorter



2

higher

lower

Is the ... ?

3

lighter

darker

4

cleaner



dirtier

6 Tina gets out


Story

A  **B 17** Listen.

This is the queen's kitchen. The queen's cooks are preparing lunch.



How did you get here?



I fell into the sea.
Then this fish ate me.



Learn 1

B **B 18** Listen and say.



walked



ran



flew



took the bus



took the train



rode (my) scooter

C **B 19** Listen and say.

Grammar **B 20**

How did	you they he/she	get here?
I/We They He/She	walked.	

Learn 2

D B 21 Listen and say.



1 made a mess



2 broke a cup



3 found a kitten



4 saw a snake



5 fell into a puddle



6 got stuck in a traffic jam




7 lost (my) watch



8 forgot (my) keys

E B 22 Listen and say.




What happened?

I fell into a puddle!

Grammar B 23

What happened?	I/We They He/She	made a mess.
----------------	------------------------	--------------

F Look and write.



How did you get here?

I _____.




How did _____?

I _____.



What happened?



She _____.



What happened?

He _____.

G  B 24 Listen and number.



Learn 3

H **B 25** Listen and say.

1



mine

2



yours

3



his

4



hers

5




ours

6



theirs

I **B 26** Listen and say.



Grammar **B 27**


Whose	(old) (bike) is this/that?	It is	mine.
	(new) (skateboards) are these/those?	They are	

J Listen and circle. Then write.

1 
new pen

- his
- hers
- theirs

Whose _____ is this?

2 
blue jackets

- mine
- ours
- yours

Whose _____ are those?

3 
dirty shoes

- theirs
- hers
- mine

Whose _____ are these?

K Unscramble the questions. Then write the answers.

1 

new / that / Whose / is / video game / ?

It's _____.

2 

books / Whose / these / are / old / ?

3 

that / is / doll / Whose / cute / ?

Story

L **B 29** Listen. Then act out.

Tina looks out the window. She sees a castle and a big, beautiful garden. There's an elephant in the garden.

Whose old elephant is that?

2



1



4

What happened?

Something got stuck in its ear. We can't get it out.

5

Really? How did it get there?

We don't know.





It's hers. It's the queen's elephant.



3



Oh, it's very angry!



6

Well, maybe I can help. I'm small.

Good idea! Let's give it a try.



Practice

M Talk about the story.
 Whose old elephant is this?
 What happened?
 Can Tina help?

Reading 23

N B 30 Listen and read.

Food: Fast or slow

We all like to eat food. We also need food to live. Luckily, there are many ways to get food.

One way to get food is at a restaurant. At a restaurant, you sit at a table and a waiter takes your order. A cook makes the food. Then, the waiter brings the food to you.

To get food quickly, we eat fast food.

We get fast food at restaurants like McDonald's or street vendors. The food is already made or is made very fast right in front of us. We can take this food anywhere.

What's your favorite place to eat?



Read and write.

- 1 We all like to eat _____.
- 2 One way to get food is at a _____.
- 3 A _____ makes food.
- 4 To get food quickly, we eat _____.

Read and check (✓).

- 1 A cook takes your order.
- 2 A waiter makes food.
- 3 A street vendor makes fast food.

True	False
<input type="checkbox"/>	<input type="checkbox"/>
<input type="checkbox"/>	<input type="checkbox"/>
<input type="checkbox"/>	<input type="checkbox"/>

What about you?

Q Read and check (✓).


Which foods and drinks are healthy for you?




carrots



candy



grapes



fries



fish



soda




milk



potato chips



hot dog



vegetables

R Read and check (✓).

- 1 I eat a lot of fast food.
- 2 I like to eat healthy food.
- 3 I like fast food because it tastes good.

Yes








No

S Answer the questions.

- 1 Do you eat a lot of fast food? Why or why not?
- 2 What kinds of fruits and vegetables do you like?

Test

T **B 31** Listen and check (✓) or write.






9 It's _____

10 They're _____

Have fun!

U Play the game.



-  What happened? / He ...
-  How did ... get here?
-  Whose ... are these?

What happened?

He fell into a puddle.

Start

1



He

2



they?

3



dirty shoes?

4



We

6



they?

5



I

7



new guitars?

8



old DVDs?

9



you?

10



They

Finish

13



he?

12



She

11




she?

Review

Units 5 and 6

A **B 32** Listen, find and number.






Practice

B Talk about the picture.

- Who's faster?
- Which one is higher?
- He is stronger than him.
- How did he/she get here?
- What happened?
- Whose old bike is this?

C **B 33** Listen. Then act out.



7 Tina helps the elephant

Story

A  **B 34** Listen.

Tina goes into the elephant's ear. She can't see very far.



Which way do I go?



Go to the **corner** and turn right. Be careful!


3



I'm glad to see you!

Learn 1

B **B 35** Listen and say.



corner



turn left



stop sign



turn right



traffic light



go straight

C **B 36** Listen and say.

Grammar B 37

Which way do I go?


Go to the **corner** and turn left.

Learn 2

D B 38 Listen and say.



arcade



bookstore



candy store




drug store



video store



skating rink




bowling alley



night market

E B 39 Listen and say.



How do I get to the bookstore?

Go to the traffic light and turn right. It's next to the drug store.

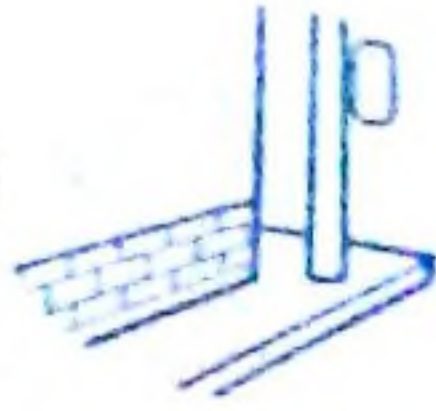



Grammar B 40



How do I/we get to the arcade?

F Look and write.

1 Which way do I go?

Go to the  _____ and  _____.

2 Which way _____?



Go to the  _____ and  _____.

3 How do I get to the  _____?

Go to the  _____ and  _____.




It's next to the  _____.

4 How do I get to the  _____?

Go to the  _____ and  _____.

It's next to the  _____.

G  B 41 Listen and number.



Learn 3

H **B 42** Listen and say.



1 find a teacher



2 go outside



3 stay indoors



4 call the police



5 call the fire station



6 go to the nurse's office



7 get the first aid kit



8 get the fire extinguisher

I **B 43** Listen and say.

What do we do now?

We get the first aid kit.


Grammar **B 44**

What do we do now?

We find a teacher.


Practice

J Look and check (✓).



What do we do now?

- We go outside.
- We stay indoors.



What do we do now?

- We go to the nurse's office.
- We stay indoors.




What do we do now?

- We call the fire station.
- We call the police.



What do we do now?

- We call the fire station.
- We call the police.



K B 45 Listen and write.

1 We get the _____.

2 We _____.

3 We _____.

4 We _____.

Story 

L **B 46** Listen. Then act out.

Tina sees a little boy like her. His name is Terry. He needs help. He is stuck and can't get out.



My wing is broken. I can't fly out.

1



What do we do now?

Grab this rope.

2



Which way do we go now?

We turn right and go straight.

4




5

How do we get out?

We climb up. Use your hands and legs.

3



Look. There's Tina!
And the queen's son!

Practice


M Talk about the story.

- What's wrong with Terry?
- How do they get out?
- Which way do they go?
- Who sees Tina first?

N **B 47** Listen and read.

Hearing: Ears or no ears

Humans use their ears to hear. But did you know that some animals don't need ears to hear? Animals do this in many different ways.



An elephant uses its ears and feet to hear. A snake uses its tongue, skin and muscles. These animals hear well on land, but not well in the water.

Do you know how a fish hears in the water? It hears with lines that are on the sides of its body. Sharks hear like this, too!

Seals, walruses and polar bears can hear well in the water and air!

Read and write.

- 1 _____ use their _____ to hear.
- 2 An _____ uses its ears and feet to hear.
- 3 A snake uses its _____, _____ and _____ to hear.
- 4 A _____ hears using the lines on the sides of its body.

Read and check (✓).

- 1 Some animals don't need ears to hear.
- 2 A snake uses its ears to hear.
- 3 A seal can hear in the water and air.

True	False
<input type="checkbox"/>	<input type="checkbox"/>
<input type="checkbox"/>	<input type="checkbox"/>
<input type="checkbox"/>	<input type="checkbox"/>

What about you?

Q Read and check (✓).

How do you communicate with other people?



using my hands



using my body



using my face



using my voice

R Look. Talk to a friend using your hands.

Some people can't hear or speak. They use their hands to communicate. This is called sign language.



Aa



Bb



Cc



Dd



Ee



Ff



Gg



Hh



Ii



Jj



Kk



Ll



Mm



Nn



Oo



Pp



Qq



Rr



Ss



Tt



Uu



Vv



Ww



Xx



Yy








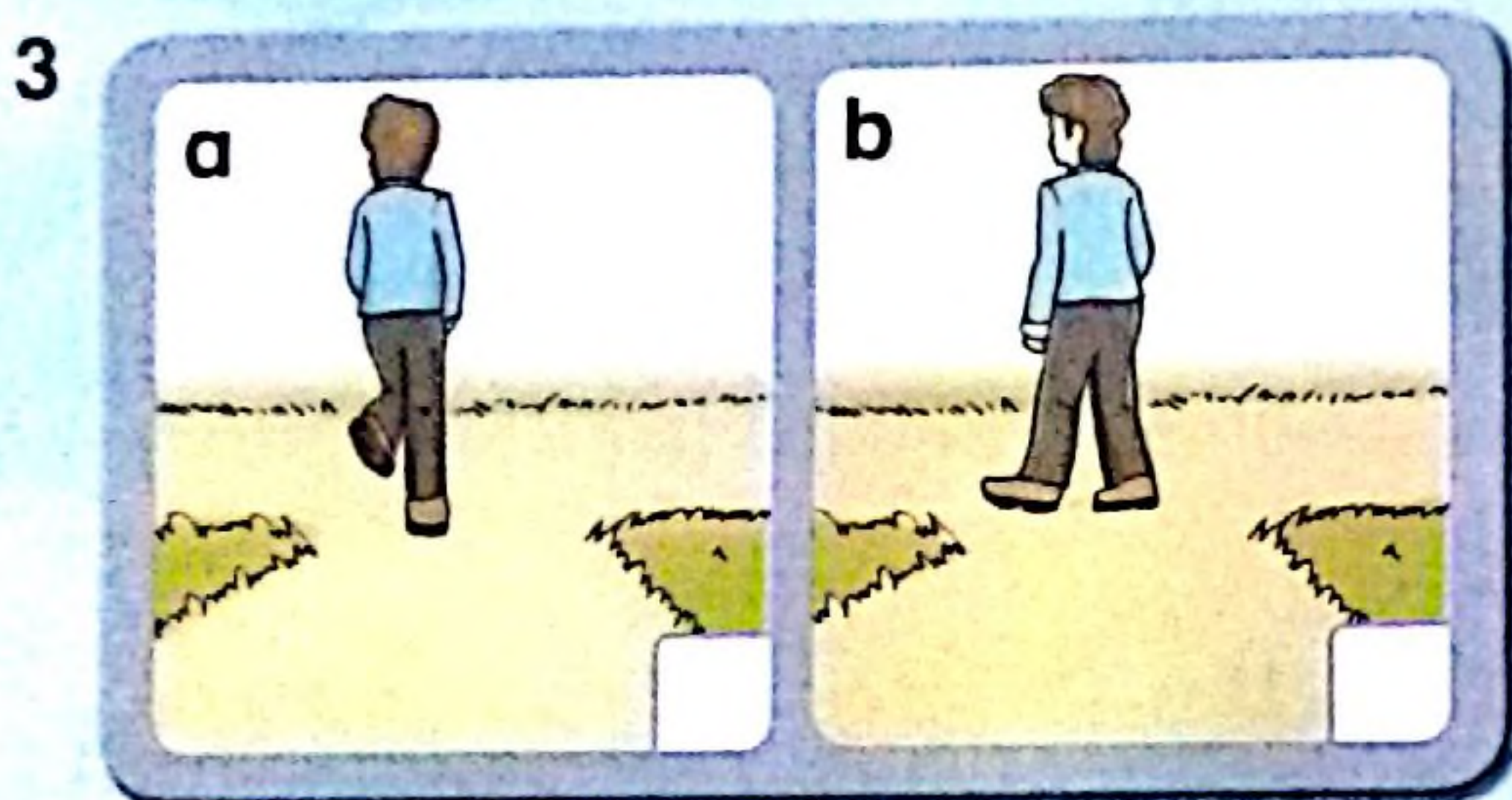


Zz

S Answer the questions.

- 1 What's your favorite way to communicate?
- 2 How can you talk with your friends without making a sound?

Test

T **B 48** Listen and check (✓).



9 We get the fire extinguisher.
 We go to the nurse's office.

10 We get the first aid kit.
 We find a teacher.

Have fun!






How do I get to the drug store?

Go to the stop sign and turn left. It's next to the fire station.

U Point, ask and answer.

What do we do now?

We call the police.



You are here!

8 Tina is a hero

Story Story and Songs CD 16

A **B 49** Listen.

Tina and Terry are out of the elephant's ear. The elephant is happy now. Tina helps Terry fix his wing.

1


Why are you helping him, my dear?



Because he broke his wing.



My son, how did you break your wing?



Well, Mom, I got stuck in the elephant's ear.

2


Can you have lunch with us?



I'm sorry, I can't.

Why?

Because I have to go home. I don't want to get in trouble.



3



5

Learn 1

B **B 50** Listen and say.




1

laughing
he told a joke



2

crying
he hit me



3

worrying
I failed my test



4

leaving
I forgot my homework

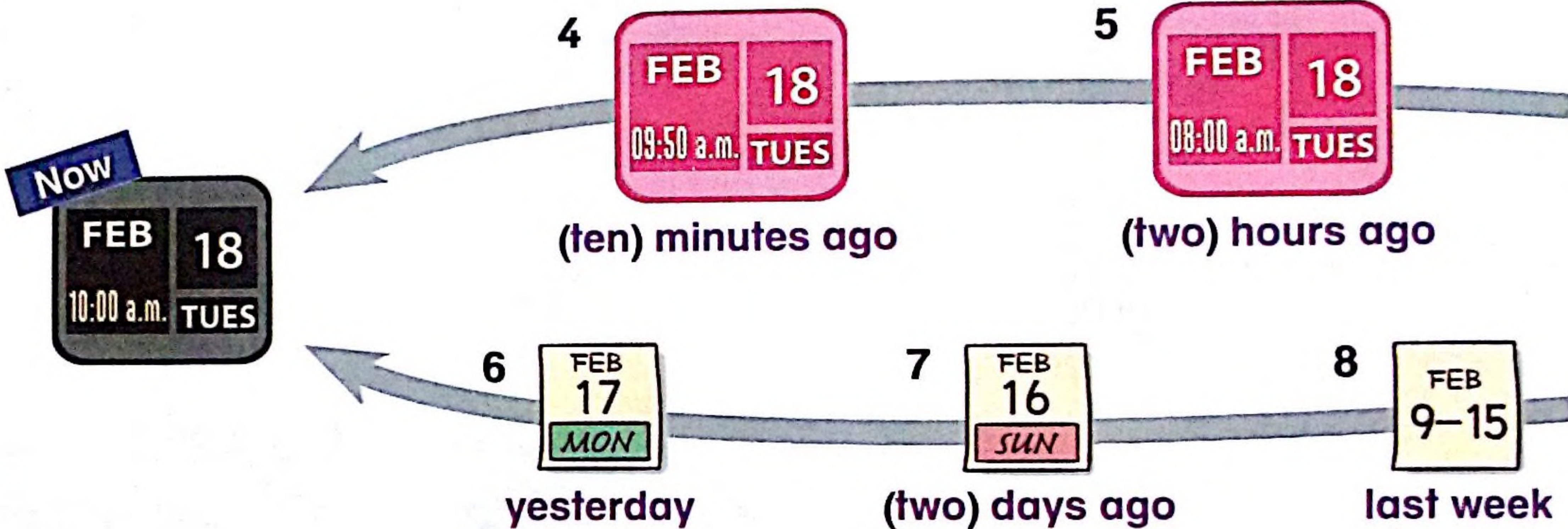
C **B 51** Listen and say.

Grammar **B 52**


Why are you laughing?
Because he told a joke.

Learn 2

D B 53 Listen and say.



E B 54 Listen and say.



Grammar B 55

When did	you he/she they	get home?	I/We He/She They	got home this morning.
----------	-----------------------	-----------	------------------------	------------------------

Practice

F Look and write.



Why are you leaving?

Because I _____



Why are you _____ ?

_____ I _____



Why are _____ ?

_____ he _____



G B 56 Listen and match.

Now 10:00 p.m., Tuesday, March 3rd

- | | |
|-----|----------------------------------|
| 1 • | • Sunday, March 1st |
| 2 • | • 10:00 a.m., Tuesday, March 3rd |
| 3 • | • Friday, February 27th |
| 4 • | • 2:00 p.m., Tuesday, March 3rd |
| 5 • | • 7:00 p.m., Tuesday, March 3rd |
| 6 • | • Monday, March 2nd |
| 7 • | • 9:20 p.m., Tuesday, March 3rd |

Learn 3

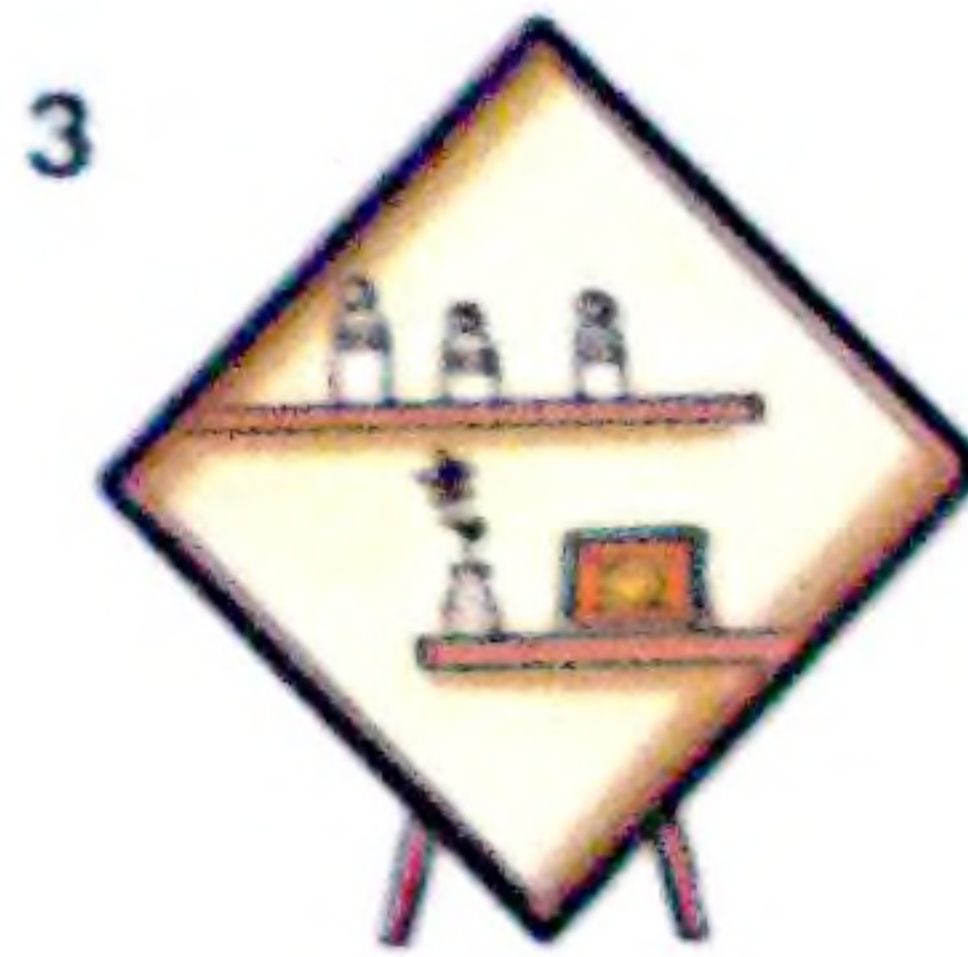
H B 57 Listen and say.




star



heart



diamond



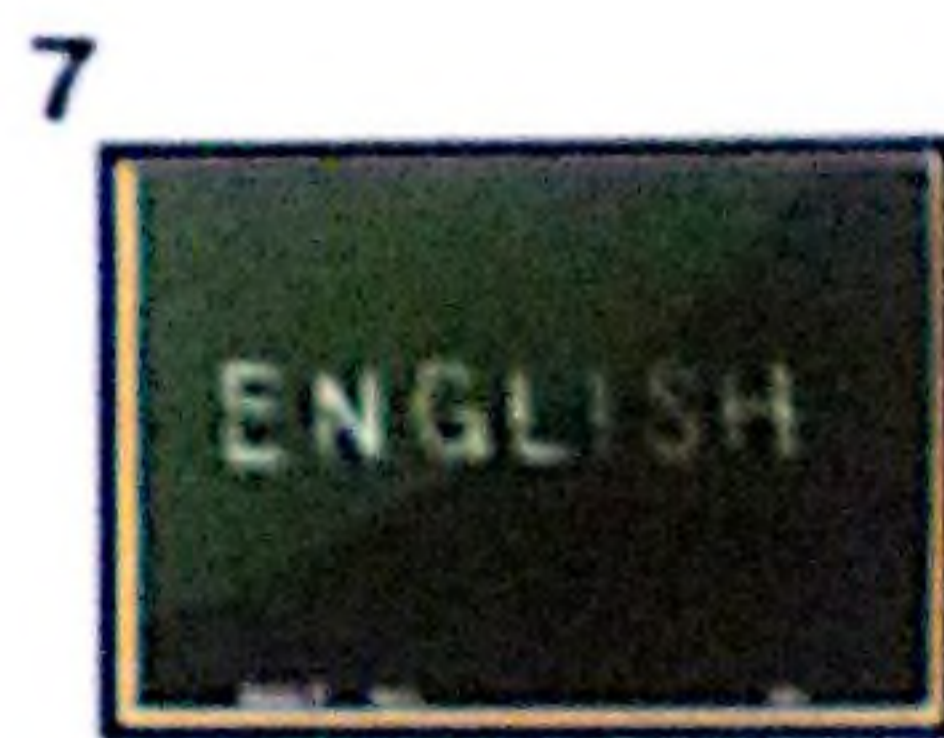
square



circle



triangle



rectangle



oval

I B Listen and say.

That cake looks like a heart.



Those cookies look like ovals.

Grammar B 59

This/That (candle) looks like a star/an oval.
These/Those (candles) look like stars/ovals.

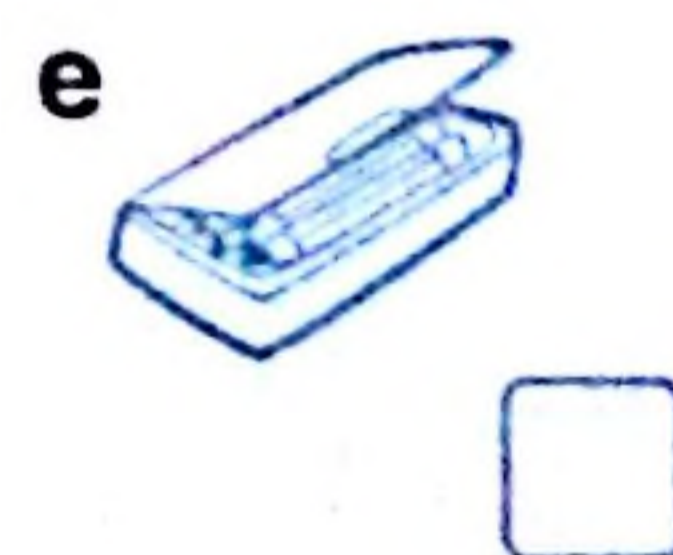
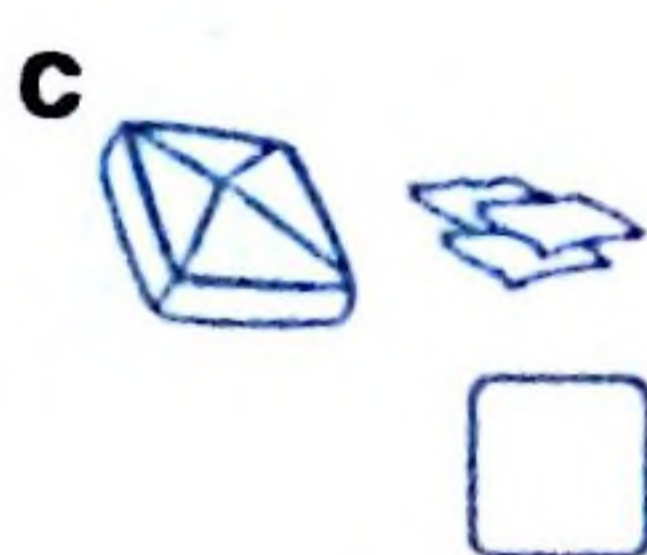


Practice

J Find and circle the words.

rectangle square triangle star
diamond oval heart circle

w	r	e	c	t	a	n	g	l	e
s	d	g	x	o	t	c	r	a	h
t	r	i	a	n	g	l	e	s	e
a	s	t	u	t	r	z	c	q	a
r	m	o	d	o	l	p	i	u	r
x	s	v	i	h	e	a	r	a	t
i	d	a	e	u	t	h	c	r	l
s	e	l	a	s	o	w	l	e	v
h	r	n	s	r	a	h	e	a	b
g	d	i	a	m	o	n	d	y	t

K  **B 60** Listen and number. Then write.




- 1 This _____ looks like a _____.
- 2 Those _____ look like _____.
- 3 That _____ looks like a _____.
- 4 These _____ look like _____.
- 5 This _____ looks like a _____.

 **Story** 

L  **B 61** Listen. Then act out.

Tina gets on the bird's back and they fly away! They fly high over mountains and trees. Soon, they see the city below.



Scott! Up here!
It's Tina!

Tina! You're OK!
I was so worried!

3

Good! You're just in time
for lunch. So, what did
you do this morning?

Oh, nothing
special.

Practice

M Talk about the story.

- Where is Tina?
- Why was Scott worried?
- When did Tina get home?
- That door looks like a rectangle.

What about you?

Q Read and check (✓).

What are some of the things that you usually do to help other people?



give my seat



help carry bags



return lost things



help my classmates



share



say good things

R Read and check (✓).

- 1 I feel good when someone shares with me.
- 2 I feel good when someone takes my things.
- 3 I feel good when someone says "Thank you" to me.

Yes

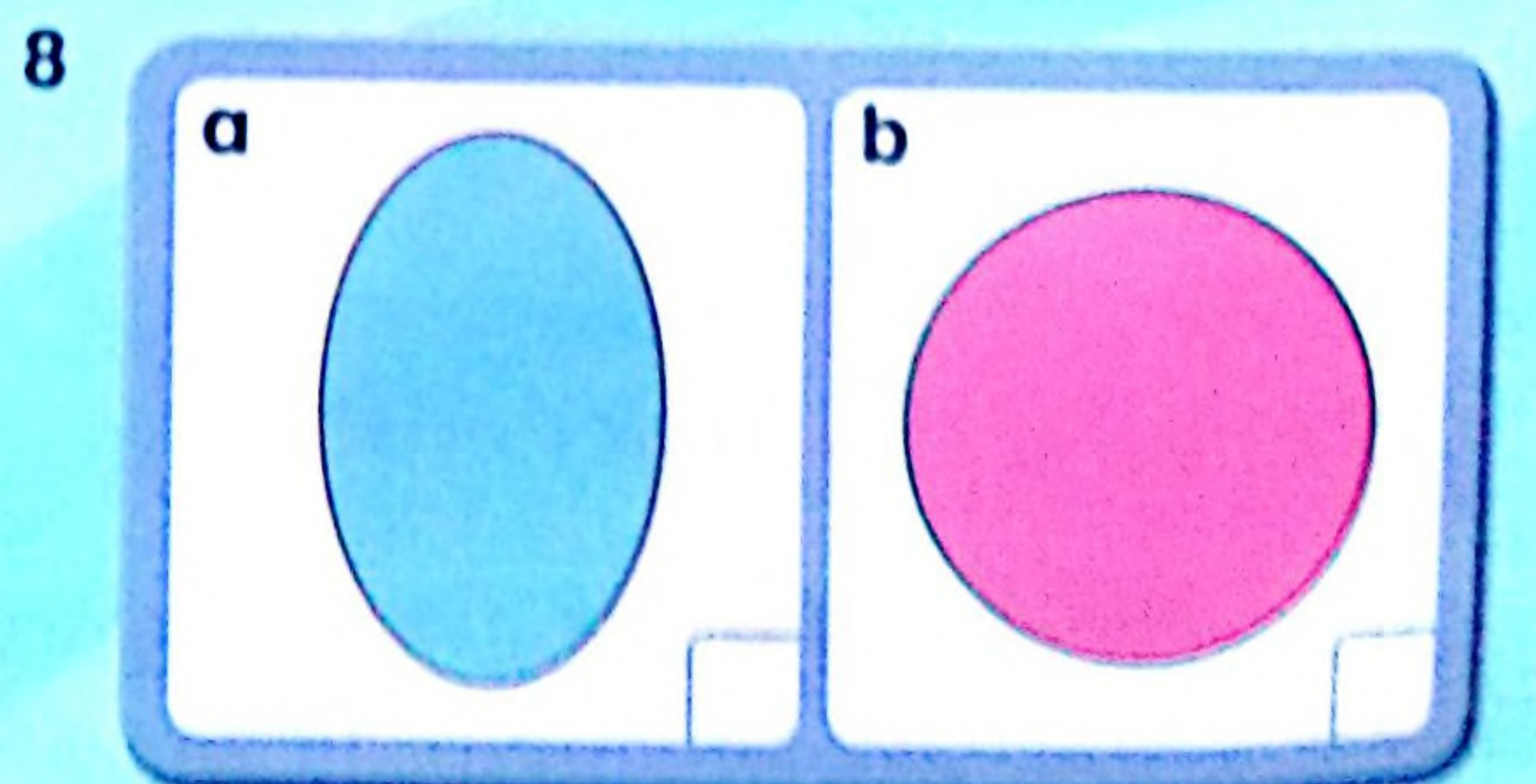
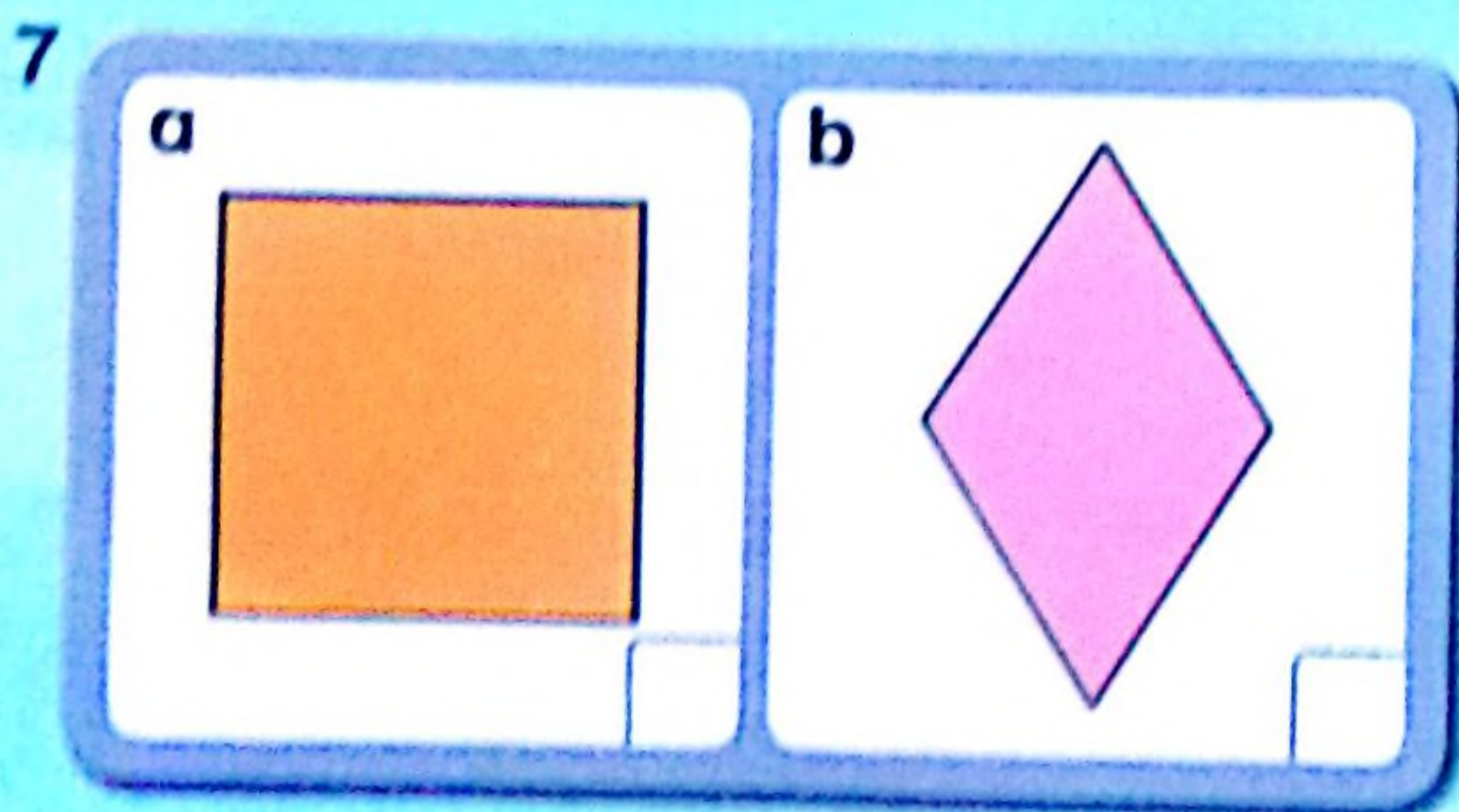

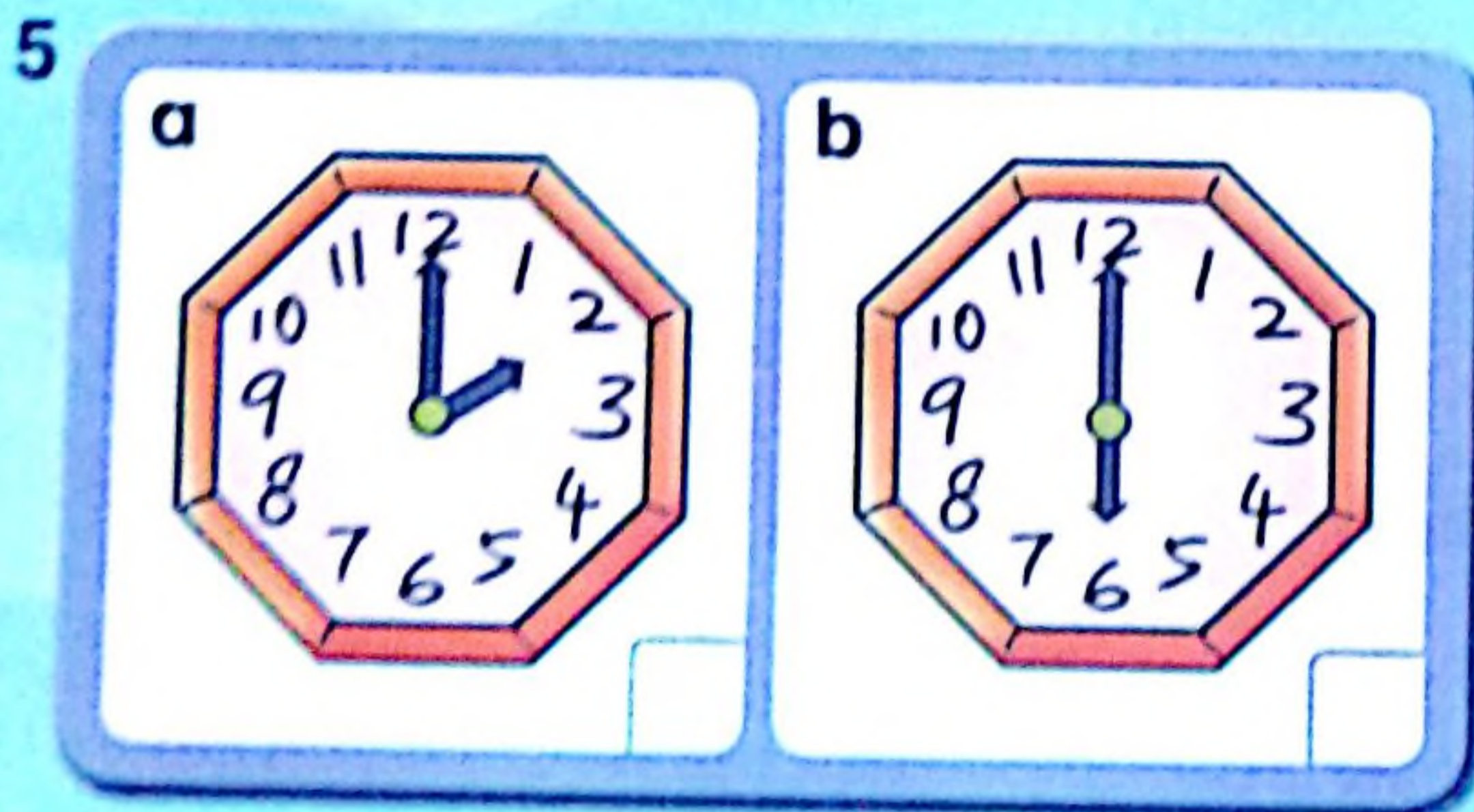
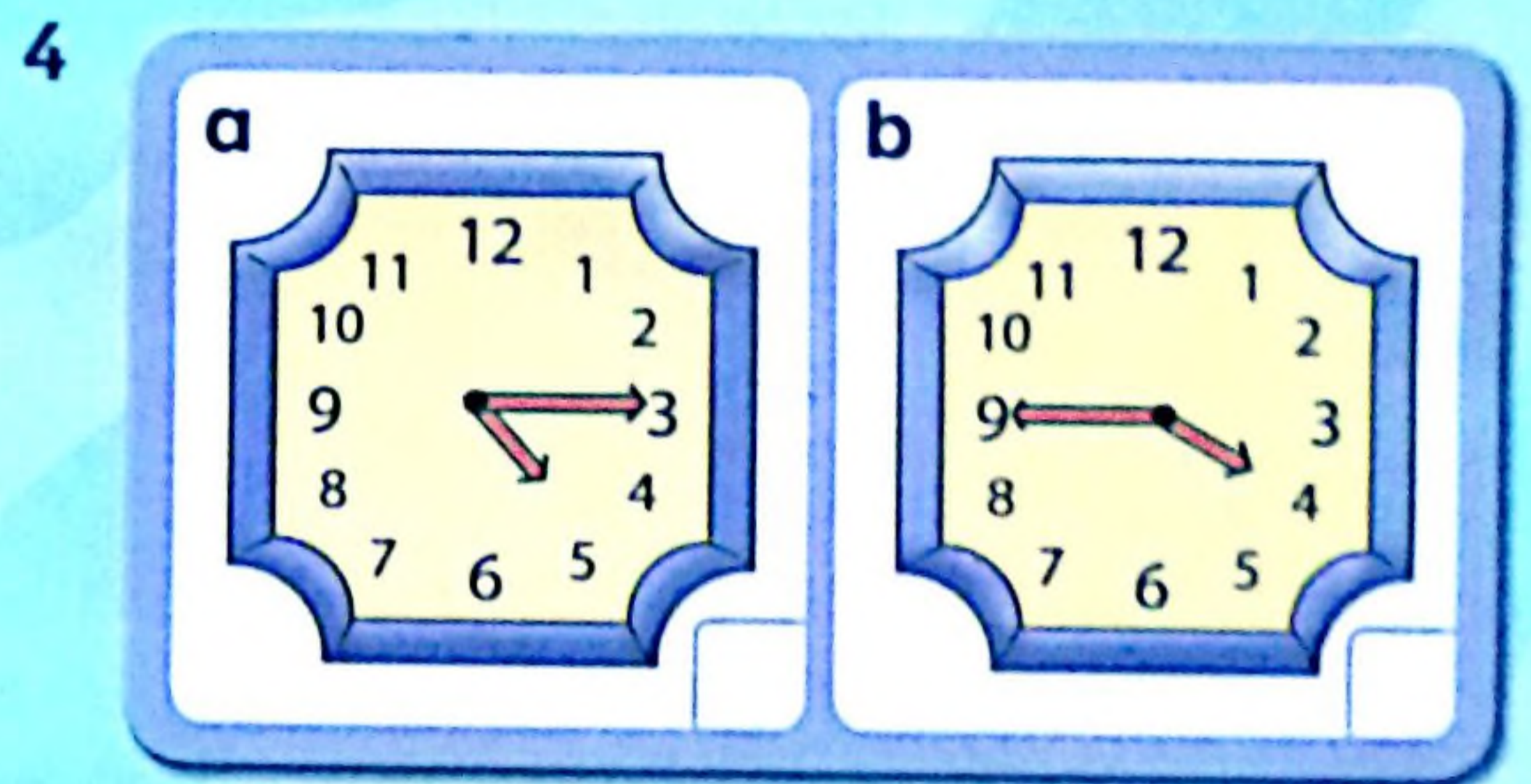


No

S Answer the questions.

- 1 How do you help your friends and classmates?
- 2 Is helping people important? Why?

Test

T **B 63** Listen and check (✓) or write.



9 That candle looks like a _____.

10 This sign looks like a _____.

Have fun!

- When did you get home?
- That ... looks like a ...
- Why are you ... ?

U Point, ask and answer.



When did you get home?



I got home yesterday.

1 	2 	3 	4 	5
6 	7 	8 	9 	10
11 	12 	13 	14 	15
16 	17 	18 	19 	20

Review

Units 7 and 8



A Listen and write (T = True, F = False).



Principal



Nurse




Math



English Class



Music




20 min.



5



English



HHH
Elementary School





Practice

B Talk about the picture.

- How does he get to the arcade?
- What do they do now?
- Why is he crying?
- That monitor looks like a rectangle.

C **B 65** Listen. Then act out.

When did you get here?

I got here ten minutes ago. I have to go.

Why are you leaving?

I forgot my English book. I have a test in two hours.

Here, you can use my book.

Thanks. By the way, how do I get to the candy store?

Oh, just go to the corner and turn left. It's next to the arcade.

Word list

A

act in the school play	p. 34
arcade	p. 86
arts and crafts club	p. 10
Avenue	p. 22

B

bag of potato chips	p. 45
bike club	p. 10
book club	p. 10
bookstore	p. 86
Boulevard	p. 22
bowl of oatmeal	p. 45
bowling alley	p. 86
broke a cup	p. 72
build a model airplane	p. 8
buy some comic books	p. 8

C

call the fire station	p. 88
call the police	p. 88
candy store	p. 86
chat on the computer	p. 34
cheer club	p. 10
chess club	p. 10
chicken nuggets	p. 46
circle	p. 100
clay	p. 36
clean the windows	p. 19
cleaner	p. 60
construction paper	p. 36
cooler	p. 60
corner	p. 85
Court	p. 22
crab	p. 48
crying	p. 97
cup of tea	p. 45

D

darker	p. 60
diamond	p. 100
dirtier	p. 60
do (my) laundry	p. 20
dolphin	p. 48
drug store	p. 86
dry the dishes	p. 20
duller	p. 60
dust the bookshelves	p. 20

E

easier	p. 60
--------	-------

F

fall	p. 7
fasteners	p. 36
feed the hamster	p. 19
fell into a puddle	p. 72
find a teacher	p. 88
finished (my) drawing	p. 33
fix (my) bike	p. 34
flew	p. 71
forgot (my) keys	p. 72
found a kitten	p. 72
friendlier	p. 59
friendly	p. 59
fries	p. 46

G

get a haircut	p. 8
get the fire extinguisher	p. 88
get the first aid kit	p. 88
glass of lemonade	p. 45
glitter	p. 36
go camping	p. 7
go canoeing	p. 7
go jogging	p. 34

go outside	p. 88
go skiing	p. 7
go straight	p. 85
go to the carnival	p. 8
go to the nurse's office	p. 88
got stuck in a traffic jam	p. 72

H

hamburger	p. 46
hang up (my) clothes	p. 20
harder	p. 60
hash browns	p. 46
have a slumber party	p. 8
he hit me	p. 97
he told a joke	p. 97
heart	p. 100
help wash the car	p. 34
her	p. 62
hers	p. 74
higher	p. 60
him	p. 62
his	p. 74
hot dog	p. 46
hotter	p. 60

I

I failed my test	p. 97
I forgot my homework	p. 97
ice cream	p. 46
index cards	p. 36

J

jellyfish	p. 48
-----------	-------

K

L

Lane p. 22
 last week p. 98
 laughing p. 97
 learn a magic trick p. 34
 leaving p. 97
 lighter p. 60
 longer p. 60
 lost (my) watch p. 72
 louder p. 60
 lower p. 60

M

made a mess p. 72
 make (my) bed p. 20
 make cookies p. 8
 me p. 62
 memorize the
 spelling words p. 34
 mine p. 74

N

neat p. 59
 neater p. 59
 newspaper club p. 10
 night market p. 86

O

octopus p. 48
 ours p. 74
 oval p. 100

P

paste p. 36
 photograph (my) dog p. 34
 piece of gum p. 45
 plant flowers p. 7
 play softball p. 8
 played in the park p. 33
 practice the trombone p. 8
 practiced calligraphy p. 33
 put away (my) toys p. 20

Q

quieter p. 60

R

rake the leaves p. 19
 ran p. 71
 rectangle p. 100
 Road p. 22
 rode (my) scooter p. 71

S

sandwich p. 46
 saw a snake p. 72
 sea lion p. 48
 set the table p. 20
 shark p. 48
 sharper p. 60
 shorter p. 60
 skateboard club p. 10
 skating rink p. 86
 slice of avocado p. 45
 smart p. 59
 smarter p. 59
 spelling club p. 10
 spring p. 7
 square p. 100
 stamps p. 36
 star p. 100
 starfish p. 48
 stay indoors p. 88
 sticky notes p. 36
 stingray p. 48
 stop sign p. 85
 Street p. 22
 strong p. 59
 stronger p. 59
 studied history p. 33
 summer p. 7
 sundae p. 46

T

take out the garbage p. 19
 talked on the phone p. 33

theirs p. 74
 them p. 62
 (ten) minutes ago p. 98
 (two) days ago p. 98
 (two) hours ago p. 98
 this afternoon p. 98
 this evening p. 98
 this morning p. 98
 took the bus p. 71
 took the train p. 71
 traffic light p. 85
 triangle p. 100
 turn left p. 85
 turn right p. 85

U

us p. 62

V

vacuum the carpet p. 20
 video store p. 86

W

walked p. 71
 wash the dog p. 19
 watched a DVD p. 33
 weed the garden p. 19
 winter p. 7
 worrying p. 97

X

Y

yesterday p. 98
 you p. 62
 yours p. 74

Z

Verb list

Present	Past	Past Participle
act	acted	acted
break	broke	broken
build	built	built
buy	bought	bought
call	called	called
chat	chatted	chatted
clean	cleaned	cleaned
climb	climbed	climbed
cry	cried	cried
dance	danced	danced
do	did	done
draw	drew	drawn
dry	dried	dried
dust	dusted	dusted
eat	ate	eaten
empty	emptied	emptied
fail	failed	failed
fall	fell	fallen
feed	fed	fed
find	found	found
finish	finished	finished
fix	fixed	fixed
fly	flew	flown
forget	forgot	forgotten
get	got	gotten
go	went	gone
hang	hung	hung
has / have	had	had
help	helped	helped
hit	hit	hit
jump	jumped	jumped
laugh	laughed	laughed
learn	learned	learned
leave	left	left
listen	listened	listened
lose	lost	lost
make	made	made
memorize	memorized	memorized

Present	Past	Past Participle
mop	mopped	mopped
paint	painted	painted
photograph	photographed	photographed
pick	picked	picked
play	played	played
practice	practiced	practiced
put	put	put
rake	raked	raked
read	read	read
ride	rode	ridden
roller-skate	roller-skated	roller-skated
run	ran	run
see	saw	seen
set	set	set
sing	sang	sung
skate	skated	skated
sleep	slept	slept
stay	stayed	stayed
study	studied	studied
surf	surfed	surfed
sweep	swept	swept
swim	swam	swum
take	took	taken
talk	talked	talked
tell	told	told
think	thought	thought
trade	traded	traded
vacuum	vacuumed	vacuumed
visit	visited	visited
walk	walked	walked
wash	washed	washed
watch	watched	watched
water	watered	watered
weed	weeded	weeded
whistle	whistled	whistled
worry	worried	worried
write	wrote	written

This audio CD contains all the story episodes and reading passages for Student Book 4.

	Story		Reading	
Unit 1	Track 2	p. 6	Track 18	p. 14
	Track 3	p. 12		
Unit 2	Track 4	p. 18	Track 19	p. 26
	Track 5	p. 24		
Unit 3	Track 6	p. 32	Track 20	p. 40
	Track 7	p. 38		
Unit 4	Track 8	p. 44	Track 21	p. 52
	Track 9	p. 50		
Unit 5	Track 10	p. 58	Track 22	p. 66
	Track 11	p. 64		
Unit 6	Track 12	p. 70	Track 23	p. 78
	Track 13	p. 76		
Unit 7	Track 14	p. 84	Track 24	p. 92
	Track 15	p. 90		
Unit 8	Track 16	p. 96	Track 25	p. 104
	Track 17	p. 102		

Hip Hip Hooray!

Second Edition

Success with stories

Hip Hip Hooray! *Second Edition* is a six-level primary course that features updated classic stories to motivate students for success in English.

UPDATED

Classic stories

make grammar easy to teach and fun to learn

UPDATED

Four-skills step-by-step sequence

ensures the course is easy to use for both teachers and students

NEW


Comprehensive assessment program

helps track student progress and improve results

NEW

Full digital support

extends practice in and out of class and strengthens home-school connection



Components

- Student Book with Audio CD
- Workbook with Audio CD
- Phonics Book with Audio CD
- Online Learning Center at www.HipHipHoorayOnline.com
- Active Teach for IWB
- Teacher's Edition
- Class Audio CDs
- Activity Cards
- Picture Cards
- Poster Pack



Perfect partner with the
Penguin Young Reader
The New Adventures of Tom Thumb

