



digi ZABAN

Susan Rivers • Setsuko Toyama

with 
Student
Audio CD

English Time

Student Book



2nd Edition



digi ZABAN

Susan Rivers • Setsuko Toyama

English Time

Student Book



2nd Edition

OXFORD
UNIVERSITY PRESS

digi ZABAN

Table of Contents

Syllabus	iv
Classroom Language	vi
Do You Remember?	viii
Unit 1	1
Unit 2	5
Unit 3	9
Review 1	13
Cross-curricular 1 / Project Time	15
Unit 4	17
Unit 5	21
Unit 6	25
Review 2	29
Cross-curricular 2 / Project Time	31
Unit 7	33
Unit 8	37
Unit 9	41
Review 3	45
Cross-curricular 3 / Project Time	47
Unit 10	49
Unit 11	53
Unit 12	57
Review 4	61
Cross-curricular 4 / Project Time	63
Songs and Chants	65
My Picture Dictionary	70
Checklists 1–4	75
Word List	79

digi ZABAN Syllabus

Unit	Unit title	Topic	Conversation Time	Word Time	Practice Time	Phonics Time	
1	At Home with Annie	Family Members	How old are you? I'm ten. How old are you? I'm six.	mother father sister brother grandmother grandfather	Who's he? He's my father. Who's she? She's my mother.	Jj jacket jam jet Yy yellow yogurt yo-yo	
2	In the Classroom	Actions	Is today Monday? No, it's Tuesday. Yay! My birthday is on Wednesday! Cool!	write talk draw read sleep eat	I'm drawing. I'm not writing. He's/She's drawing. He/She isn't writing.	Ll lamb leg lemon Rr rabbit red run	
3	At a Birthday Party	Actions	This is for you. Happy birthday! Thanks. You're welcome. Open it.	cry sing shout run	laugh walk We're/You're/They're singing. We/You/They aren't crying.	Cc cat Qq queen -ck duck -x box	
Review of Units 1-3							
Cross-curricular 1: Celebrations birthday wedding graduation Mother's Day Father's Day Project Time: Greeting Card							
4	At the Store Window	Actions	Hello? Hello. May I speak to Sam, please? Sure. Hold on. No problem.	get dressed eat breakfast walk to school study English watch TV take a shower	What's he/she/it doing? He's/She's/It's walking to school. What are you/they doing? We're/They're walking to school.	long a May rain cake play paint lake	
5	At the Airport	Numbers and Time	Where are you from? I'm from France. Oh. You speak English very well. Thank you very much.	thirteen fourteen fifteen sixteen seventeen eighteen	nineteen twenty twenty-five thirty forty fifty	What time is it? It's one o'clock. It's two fifteen.	long e bee feet sleep meat read tea
6	At the Flower Shop	Colors	Where do you live? I live in Oakville. Oh, really? Me, too. I like it. It's a nice place.	red yellow blue green orange brown white black	This is/That's red. This is/That's a red flower. These/Those are yellow. These/Those are yellow flowers.	long i bike five kite light night tight	
Review of Units 4-6							
Cross-curricular 2: Measuring measure centimeters high long wide Project Time: Hands Poster							

Unit	Unit title	Topic	Conversation Time	Word Time	Practice Time	Phonics Time
7	In the Department Store	Clothing	What color is it? It's blue. Blue is my favorite color! Blue is nice, but I like red.	shoes socks shirts skirts jeans shorts	What are these/those? They're shoes.	long o boat snow home coat window note
8	In a Messy Classroom	Classroom Objects	Oh, no! What a mess! Yeah, you're right. Let's clean up. Okay. Let's get the broom.	computer shelf cupboard table desk chair	Where's the book? It's in/on/under/next to the desk. Where are the books? They're in/on/under/next to the desk.	long u blue glue Sue flute June tube
9	In the Store	Food	Uh-oh. What's wrong? We're late. Please hurry! Oh...I can't decide.	candy juice soda pop ice cream popcorn chips	I/You/We/They have candy. I/You/We/They don't have juice.	short a cap man sad long a day game pain

Review of Units 7-9




Cross-curricular 3: Values sharing helping taking turns cleaning up being polite
Project Time: Values Poster


10	At the Clinic	Ailments	Hey! That's mine! No, it isn't. It's mine. Oops! Sorry. That's okay.	stomachache rash sore throat fever cold cough	He/She has a fever. He/She doesn't have a rash.	short e bed desk pen long e eat green seal
11	At Home with Ted	Art Supplies	Ms. Lee, may I use the bathroom? Of course. Where is it? It's over there. I see it. Thanks.	tape glue scissors paper paint crayons	Does he/she have tape? Yes, he/she does. No, he/she doesn't. He/She has glue.	short i fish sick six long i bike nine right
12	On a Picnic	Food	Pass the cake, please. Which one? The chocolate cake. Here. Help yourself. Thanks.	chicken cheese salad fruit bread rice	He/She/It likes chicken. He/She/It doesn't like salad.	short o hop pot sock long o elbow rope toast

Review of Units 10-12

Cross-curricular 4: Shapes shapes circle square triangle rectangle
Project Time: Shape Book

CD1
1 Listen and do the actions.








dig ZABAN

Do You Remember?

CD1
2 Listen and point.



At Home with Annie



Conversation Time

A.  ^{CD1}₃ Listen and repeat.



How old are you?



I'm ten. How old are you?



I'm six.

B.  ^{CD1}₄ Listen and find the speakers.

C. Role-play the conversation with a partner.



D.  ^{CD1}₅ Review. Listen and repeat.

Bye-bye!

Bye! See you tomorrow!

A.  ^{CD1}₆ Listen and repeat.

- | | |
|--|--|
| 1.  mother | 2.  father |
| 3.  sister | 4.  brother |
| 5.  grandmother | 6.  grandfather |

B.  ^{CD1}₇ Listen and write the letter.

C. Point and say the words.

D.  ^{CD1}₈ Listen and point.

E. Write the words.
(See pages 70–74.)



A.  ^{CD1} Listen and repeat. 

Who's

he?

He's my father.

she?

She's my mother.

Who's = Who is

He's = He is

She's = She is

B.  ^{CD1} Listen and repeat. Then practice with a partner.

1. Who's she?

She's my sister.




2. Who's he?

He's my father.



3. Who's she?

She's my grandmother.



4. Who's he?

He's my grandfather.



5. Who's he?

He's my brother.





6. Who's she?



She's my mother.




C. Look at page 2. Point to the picture and practice with a partner.

D.  ^{CD1} **SONG**  Listen and sing along. (See "The Family Song" on page 65.) 

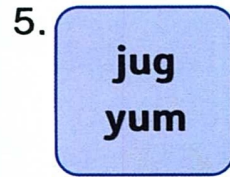
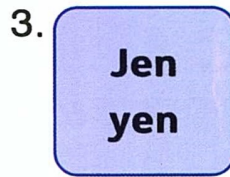

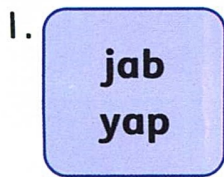
A.  ^{CD1}₁₂ Listen and repeat. 



B.  ^{CD1}₁₃ Does it begin with j or y? Listen and write.




C. Read the words.



D.  ^{CD1}₁₄ Look at C. Listen and point.

E.  ^{CD1}₁₅ Does it begin with g, h, j, or y? Listen and circle.



In the Classroom



Conversation Time

A.  **CD1 16** Listen and repeat.



Is today Monday?



No, it's Tuesday.




Yay! My birthday is on Wednesday!



Cool!

B.  **CD1 17** Listen and find the speakers.


C. Role-play the conversation with two other students.



D.  **CD1 18** Review. Listen and repeat.


Who's she?

She's my mother.



A.  ^{CD1}₁₉ Listen and repeat.

- | | |
|--|---|
| 1.  write | 2.  talk |
| 3.  draw | 4.  read |
| 5.  sleep | 6.  eat |

B.  ^{CD1}₂₀ Listen and write the letter.

C. Point and say the words.

D.  ^{CD1}₂₁ Listen and point.

E. Write the words.
(See pages 70–74.)



A.  ^{CD1}₂₂ Listen and repeat. 

I'm
He's
She's

drawing.

I'm not
He isn't
She isn't

writing.

I'm = I am


He's = He is

She's = She is

isn't = is not

B.  ^{CD1}₂₃ Listen and repeat. Then practice with a partner.

1. She's talking.
She isn't sleeping.



2. He's sleeping.
He isn't talking.



3. I'm reading.
I'm not eating.



4. I'm eating.
I'm not reading.



5. She's writing.
She isn't drawing.





6. He's drawing.
He isn't writing.



C. Look at page 6. Point to the picture and practice with a partner.

D.  ^{CD1}₂₄ **SONG**  Listen and chant. (See "He Isn't Reading" on page 65.) 

A.  CD1 25 Listen and repeat. 





lamb



leg



lemon



rabbit






red


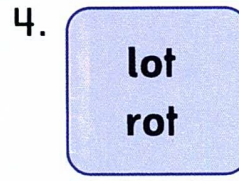
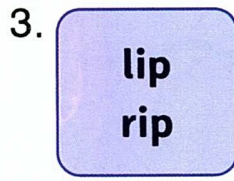
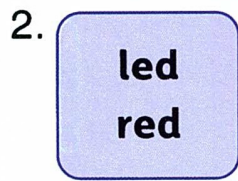


run

B.  CD1 26 Do they both begin with the same sound? Listen and write ✓ or X.



C. Read the words.



D.  CD1 27 Look at C. Listen and point.

E.  CD1 28 Does it begin with j, l, r, or y? Listen and write.

1. _____ 2. _____ 3. _____ 4. _____ 5. _____ 6. _____

At a Birthday Party



Conversation Time



A. **CD1 29** Listen and repeat.



This is for you.


Happy birthday!

Thanks.

You're welcome.
Open it.

B. **CD1 30** Listen and find the speakers.

C. Role-play the conversation with two other students.



D. **CD1 31** Review. Listen and repeat.

I'm eating.

He's sleeping.



A.  ^{CD1}₃₂ Listen and repeat.

- | | |
|--|---|
| 1.  cry | 2.  sing |
| 3.  shout | 4.  run |
| 5.  laugh | 6.  walk |

B.  ^{CD1}₃₃ Listen and write the letter.

C. Point and say the words.

D.  ^{CD1}₃₄ Listen and point.

E. Write the words.
(See pages 70–74.)



A.  **CD1** Listen and repeat. 

We're
You're
They're | **singing.**

We're = We are

You're = You are

They're = They are

We
You
They | **aren't** | **crying.**

aren't = are not

B.  **CD1** Listen and repeat. Then practice with a partner.

1. You're crying.
You aren't singing.



2. You're singing.
You aren't crying.




3. We're shouting.
We aren't laughing.




4. We're laughing.
We aren't shouting.



5. They're running.
They aren't walking.





6. They're walking.
They aren't running.



C. Look at page 10. Point to the picture and practice with a partner.

D.  **CD1** **SONG**  Listen and sing along.
(See "We're Singing" on page 65.)

A.  ^{CD1}₃₈ Listen and repeat. 




cat



queen





duck

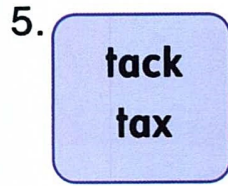

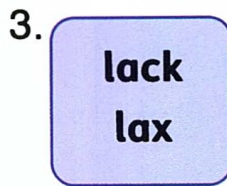
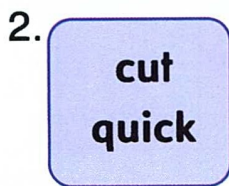



box

B.  ^{CD1}₃₉ Does it begin with c or q? Listen and write.



C. Read the words.




D.  ^{CD1}₄₀ Look at C. Listen and point.

E.  ^{CD1}₄₁ Does it end with -ck or -x? Listen and circle.



-ck -x



-ck -x





-ck -x



-ck -x




A. CD1 42 Listen and repeat.



B. CD1 43 Look at A. Listen and point.

C. Role-play these scenes.

A.  ^{CD1}₄₄ Listen and find the picture. Write the number.



B.  ^{CD1}₄₅ Listen and circle.

1. jet yellow

2. fox duck





3. cat queen

4. leg red

5. yo-yo jam


6. rabbit lamb

C.  ^{CD1}₄₆ Listen and find the picture. Write the number.




A. Is today a special day for your family? **B.**  ^{CD1}₄₇ Listen and repeat.

C.  ^{CD1}₄₈ Listen and read.




1. birthday

It's a birthday party.
They're singing.



2. wedding

It's a wedding.
They're very happy.




3. graduation

It's Graduation Day.
They're at school.



4. Mother's Day

It's Mother's Day.
They have flowers for Mom.
Thank you, Mom!



5. Father's Day

It's Father's Day.
Happy Father's Day!
This is for you.


D. Is it true? Write ✓ or X.

1. Look at 2. It's a birthday party. 2. Look at 3. They are at home.
3. Look at 4. She isn't crying. 4. Look at 5. It's Father's Day.

E. Write the words. (See pages 70–74.)

A. Write and fold. Ask and answer with a partner.

They are at school.
What day is it?




It's Graduation Day!



B. Make a celebration greeting card.

1. Think of your favorite family celebration.
2. Draw or find pictures. Write.
3. Share your card. Point and ask.

This is my card. It's for
Mother's Day. It's for my mom.



At the Store Window



Conversation Time

A. ^{CD1}₄₉ Listen and repeat.



Hello?



Hello. May I speak to Sam, please?



Sure. Hold on.



No problem.



B. ^{CD1}₅₀ Listen and find the speakers.


C. Role-play the conversation with a partner.







D. ^{CD1}₅₁ Review. Listen and repeat.

Is today Tuesday?

No, it's Wednesday.



A.  ^{CD1}₅₂ Listen and repeat.


- | | |
|---|--|
| 1.  get dressed | 2.  eat breakfast |
| 3.  walk to school | 4.  study English |
| 5.  watch TV | 6.  take a shower |

B.  ^{CD1}₅₃ Listen and write the letter.

C. Point and say the words.

D.  ^{CD1}₅₄ Listen and point.

E. Write the words.
(See pages 70–74.)



A.  CD1 55 Listen and repeat. 

What's	he she it	doing?
What's = What is		

He's She's It's	walking to school.
He's = He is	She's = She is
	It's = It is

What are	you they	doing?
We're = We are		
They're = They are		


We're They're	walking to school.
We're = We are	
They're = They are	

B.  CD1 56 Listen and repeat. Then practice with a partner.

1. What's he doing?
He's getting dressed.




2. What are they doing?
They're studying English.




3. What's she doing?
She's taking a shower.



4. What are they doing?
They're eating breakfast.



5. What's it doing?
It's walking to school.






6. What are you doing?
We're watching TV.



C. Look at page 18. Point to the picture and practice with a partner.

D.  CD1 57 **SONG**  Listen and sing along.
(See "What's He Doing?" on page 66.)

A.  ^{CD1} 58 Listen and repeat. 



May



rain



cake



play







paint

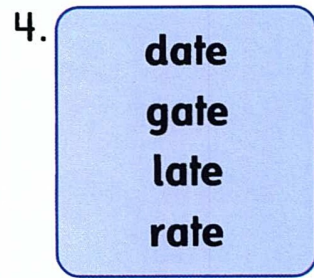
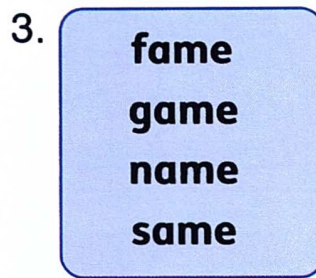
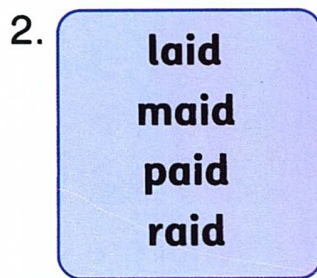
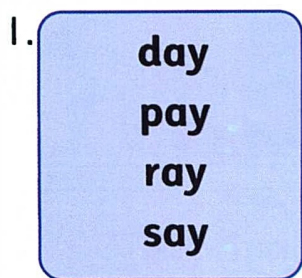


lake

B.  ^{CD1} 59 Does it have long a? Listen and write ✓ or X.



C. Read the words.



D.  ^{CD1} 60 Look at C. Listen and point.

E.  ^{CD1} 61 Listen and circle.

1. **cape** tape 2. **main** vain 3. **bay** lay 4. **bake** make

At the Airport

Conversation Time



A.  ^{CD1}₆₂ Listen and repeat.



Where are you from?



I'm from France.



Oh. You speak English very well.



Thank you very much.

B.  ^{CD1}₆₃ Listen and find the speakers.

C. Role-play the conversation with a partner.



D.  ^{CD1}₆₄ Review. Listen and repeat.

What are you doing?

I'm watching TV.

A.  ^{CD1}₆₅ Listen and repeat.

13

thirteen

14

fourteen

15

fifteen

16

sixteen

17

seventeen

18

eighteen

19

nineteen

20

twenty

25

twenty-five

30

thirty

40

forty

50

fifty

B.  ^{CD1}₆₆ Listen and write the letter.



20 ____ 17 ____ 50 ____ 40 ____ 15 ____ 13 ____ 25 ____ 18 ____

C.  ^{CD1}₆₇ Listen and point.

D. Write the words. (See pages 70–74.)

22



A.  ^{CD1}₆₈ Listen and repeat. 

What time

is it?

It's

one o'clock.
two fifteen.

It's = It is

B.  ^{CD1}₆₉ Listen and repeat. Then practice with a partner.

1. What time is it?

It's ten fifteen.



2. What time is it?

It's eleven forty-five.



3. What time is it?

It's twelve twenty-five.



4. What time is it?

It's one thirty.



5. What time is it?

It's two o'clock.



6. What time is it?

It's three fifty-five.



C. Look at page 22. Point to the picture and practice with a partner.

D.  ^{CD1}₇₀ **SONG**  Listen and sing along.
(See "What Time Is It?" on page 66.)

A. ^{CD1}₇₁ Listen and repeat. 25



bee



feet



sleep



meat



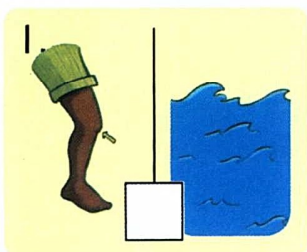


read

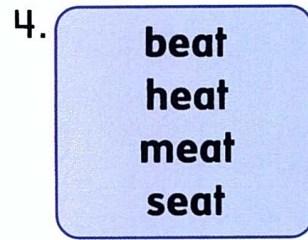

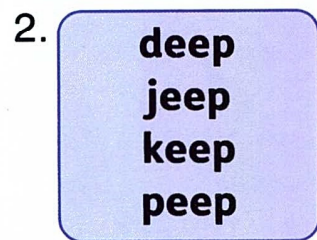



tea

B. ^{CD1}₇₂ Do they both have **long e**? Listen and write ✓ or ✗.



C. Read the words.



D. ^{CD1}₇₃ Look at C. Listen and point.

E. ^{CD1}₇₄ Listen and match.





At the Flower Shop

Conversation Time

A.  ^{CD1}₇₅ Listen and repeat.



Where do you live?



I live in Oakville.




Oh, really? Me, too.



I like it. It's a nice place.

B.  ^{CD1}₇₆ Listen and find the speakers.

C. Role-play the conversation with a partner.



D.  ^{CD1}₇₇ Review. Listen and repeat.

This is for you.

Thank you.

A.  ^{CD1}₇₈ Listen and repeat.

- | | |
|---|---|
| 1.  red | 2.  yellow |
| 3.  blue | 4.  green |
| 5.  orange | 6.  brown |
| 7.  white | 8.  black |

B.  ^{CD1}₇₉ Listen and write the letter.

C. Point and say the words.

D.  ^{CD1}₈₀ Listen and point.

E. Write the words.
(See pages 70–74.)



A.  ^{CD1}₈₁ Listen and repeat. 

This is red.
That's a red flower.


That's = That is

These are yellow.
Those are yellow flowers.

B.  ^{CD1}₈₂ Listen and repeat. Then practice with a partner.

مرکز زبان ایرانیان

1. That's white.
That's a white flower.




2. Those are orange.
Those are orange flowers.



3. These are yellow.
These are yellow flowers.




4. This is red.
This is a red flower.



5. These are blue.
These are blue butterflies.



6. Those are green.
Those are green trees.




C. Look at page 26. Point to the picture and practice with a partner.

D.  ^{CD1}₈₃ **SONG**  Listen and chant.
(See "The Color Chant" on page 66.)




A. CD1 84 Listen and repeat.



bike



five




kite



light

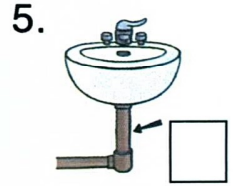
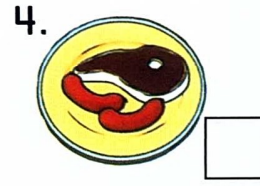
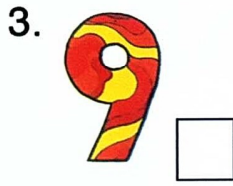

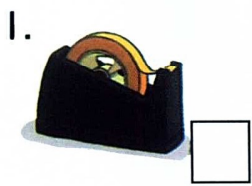


night

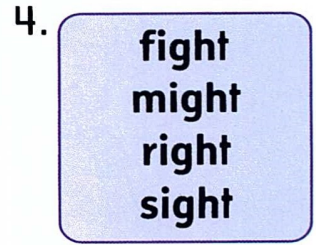
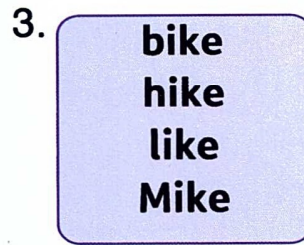
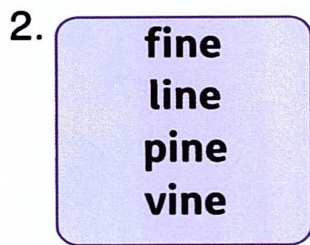
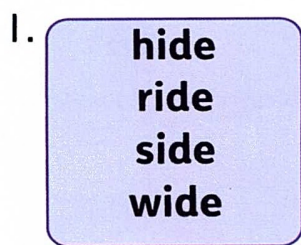


tight

B. CD1 85 Does it have long i? Listen and write ✓ or X.



C. Read the words.





D. CD1 86 Look at C. Listen and point.

E. CD1 87 Listen and match.











A. ^{CD1}₈₈ Listen and repeat.









B. ^{CD1}₈₉ Look at A. Listen and point.

C. Role-play these scenes.

A.  ^{CD1}₉₀ Listen and match.

1.  2.  3.  4.  5.  6. 





B.  ^{CD1}₉₁ Listen and write the time.

1. ___ : ___ 2. ___ : ___ 3. ___ : ___ 4. ___ : ___ 5. ___ : ___ 6. ___ : ___

C.  ^{CD1}₉₂ Listen and circle.

1. tail teal 2. tray tree 3. fight feet
4. lake like 5. beak bike 6. main mine

D.  ^{CD1}₉₃ Listen and circle ✓ or X.

1.  2.  3.  4. 

digi ZABAN

Cross-curricular 2: Measuring

A. What's in your pencil case?


C.  ^{CD1}₉₅ Listen and read.



measure

What's this? It's a ruler.
What's he doing?
He's measuring.

B.  ^{CD1}₉₄ Listen and repeat.



centimeters

Look at the ruler. These are centimeters. How many centimeters can you see?

high

This is a desk. How high is the desk? Let's measure. It's fifty-nine centimeters high.

long

How long is the pencil case? Let's measure again. It's eighteen centimeters long. How long is your pencil case?

wide

The book isn't very wide. How wide is it? It's twenty-two centimeters wide.

D. Read and match.

1. How high is the desk? •
2. How long is the pencil case? •
3. How wide is the book? •
4. Can you measure your pencil? •

- It's 22 centimeters wide.
- Yes, I can.
- It's 59 centimeters high.
- It's 18 centimeters long.

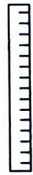
E. Write the words. (See pages 70-74.)

digi ZABAN

Project Time: Hands Poster

A. Measure three things. Ask and answer with a partner.

How high is this desk?




It's 63 centimeters high.



B. Make a hands poster.

1. Trace the hands of family, friends, and yourself.
2. Measure and write.
3. Share your poster. Point and ask.

How long is my sister's hand?



In the Department Store



Conversation Time

A.  Listen and repeat.



What color is it?



It's blue. Blue is my favorite color!



Blue is nice, but I like red.

B.  Listen and find the speakers.

C. Role-play the conversation with a partner.



D.  Review. Listen and repeat.

Where are you from?

I'm from France.

A.  ^{CD2}₄ Listen and repeat.

- | | |
|---|---|
| 1.  shoes | 2.  socks |
| 3.  shirts | 4.  skirts |
| 5.  jeans | 6.  shorts |



B.  ^{CD2}₅ Listen and write the letter.

C. Point and say the words.

D.  ^{CD2}₆ Listen and point.

E. Write the words.
(See pages 70–74.)




A.  ^{CD2}₇ Listen and repeat. 

What are these?
those?

They're shoes.

They're = They are

B.  ^{CD2}₈ Listen and repeat. Then practice with a partner.


1. What are these?
They're socks.



2. What are those?
They're skirts.



3. What are those?
They're shorts.




4. What are these?
They're shoes.



5. What are those?
They're jeans.



6. What are these?
They're shirts.



C. Look at page 34. Point to the picture and practice with a partner.

D.  ^{CD2}₉ **SONG**  Listen and sing along.
(See "What Are These?" on page 67.) 

A.  ^{CD2}₁₀ Listen and repeat.  35



boat



snow



home



coat

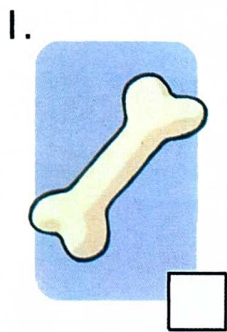


window



note

B.  ^{CD2}₁₁ Does it have long o? Listen and write ✓ or X.



C. Read the words.

1. goad
load
road
toad

2. bow
low
row
tow

3. hole
pole
role
sole

4. bone
cone
tone
zone

D.  ^{CD2}₁₂ Look at C. Listen and point.

E.  ^{CD2}₁₃ Listen and circle.

1. ripe rope 2. Kate kite 3. need night 4. make Mike

In a Messy Classroom



Conversation Time

A.  Listen and repeat.



Oh, no! What a mess!



Yeah, you're right.



Let's clean up.



Okay. Let's get the broom.

B.  Listen and find the speakers.

C. Role-play the conversation with a partner.



D.  Review. Listen and repeat.

What time is it?


It's two o'clock.

A.  ^{CD2}₁₇ Listen and repeat.

1.  computer 2.  shelf

3.  cupboard 4.  table

5.  desk 6.  chair



B.  ^{CD2}₁₈ Listen and write the letter.

C. Point and say the words.

D.  ^{CD2}₁₉ Listen and point.

E. Write the words.
(See pages 70–74.)



A.  **CD2**
20 Listen and repeat. 

Where's the book?

Where are the books?

Where's = Where is

It's

They're

It's = It is

in

on

under

next to

the desk.

They're = They are

B.  **CD2**
21 Listen and repeat. Then practice with a partner.

1. Where's the guitar?

It's on the table.



2. Where are the bananas?

They're under the chair.



3. Where are the books?

They're under the shelf.



4. Where's the basketball?

It's next to the desk.



5. Where's the kite?

It's in the cupboard.




6. Where are the birds?


They're on the computer.



C. Look at page 38. Point to the picture and practice with a partner.

D.  **CD2** **SONG**  Listen and sing along.
(See "Where's the Pen?" on page 67.)

A.  CD2 23 Listen and repeat. 



blue



glue




Sue



flute




June



tube

B.  CD2 24 Do they both have long u? Listen and write ✓ or X.



C. Read the words.

1. **due**
Sue

2. **blue**
clue

3. **dune**
tune

4. **duke**
Luke

D.  CD2 25 Look at C. Listen and point.

E.  CD2 26 Listen and circle.

1. boat
cape
tight

2. bow
sea
tube

3. home
day
seed

4. rake
bike
June

5. mail
mine
note

digi ZABAN In the Store



Conversation Time

A.  **CD2**
27 Listen and repeat.



Uh-oh.



What's wrong?



We're late. Please hurry!



Oh...I can't decide.

B.  **CD2**
28 Listen and find the speakers.


C. Role-play the conversation with a partner.




D.  **CD2**
29 Review. Listen and repeat.

What color is it?

It's brown.



A.  ^{CD2}₃₀ Listen and repeat.

1.  candy 2.  juice
3.  soda pop 4.  ice cream
5.  popcorn 6.  chips

B.  ^{CD2}₃₁ Listen and write the letter.

C. Point and say the words.

D.  ^{CD2}₃₂ Listen and point.

E. Write the words.
(See pages 70–74.)



A.  Listen and repeat. 

I	have	candy.
You		
We		
They		

I	don't have	juice.
You		
We		
They		


don't = do not

B.  Listen and repeat. Then practice with a partner.

1. You have popcorn.
You don't have chips.



2. You have ice cream.
You don't have candy.



3. We have juice.
We don't have soda pop.




4. They have candy.
They don't have popcorn.



5. I have soda pop.
I don't have ice cream.



6. They have chips.
They don't have juice.



C. Look at page 42. Point to the picture and practice with a partner.

D.  **SONG**  Listen and sing along.
(See "We Have Candy" on page 68.) 

A.  CD2 36 Listen and repeat. 


short a



long a



B.  CD2 37 Does it have **short a** or **long a**? Listen and circle.



short a
long a

short a
long a

short a
long a

short a
long a

short a
long a

C. Read the words.

1. **back**
bake
lack
lake

2. **man**
mane
can
cane

3. **pan**
pain
ran
rain



4. **wax**
way
Max
May

D.  CD2 38 Look at C. Listen and point.

E.  CD2 39 Listen and circle.

1. man main 2. mad made 3. map May 4. mat mate

A.  CD2 40 Listen and repeat.




B.  CD2 41 Look at A. Listen and point.

C. Role-play these scenes.

A.  ^{CD2}₄₂ Listen and find the picture. Write the number.














B.  ^{CD2}₄₃ Listen and circle.



C.  ^{CD2}₄₄ Listen and circle.

1. June Joan

2. glue glow


3. hate hat

4. mad made

5. flute float

6. paint pants


D.  ^{CD2}₄₅ Listen and find the picture. Write the number.



digi ZABAN

Cross-curricular 3: Values

A. Are you a nice person?

B.  ^{CD2}₄₆ Listen and repeat.

C.  ^{CD2}₄₇ Listen and read.



They're sharing her pizza.
Yum! It's good.



He's helping his mom.
She's very happy.



They're taking turns.
Are you finished?
Yes, I am.
It's your turn.



They're cleaning up.
What a mess!



She's being polite.
Thank you!
You're welcome.

D. Read and circle the correct word.

- Look at picture 1. She's **sharing** | helping her pizza.
- Look at picture 2. He's **cleaning** | helping his mother.
- Look at picture 3. They're **sharing** | taking turns.
- Look at picture 4. They're **cleaning** | taking up.
- Look at picture 5. She's **being** | helping polite.

E. Write the words. (See pages 70–74.)

A. Act out an action with a partner. Ask the class.

What are we doing?



B. Make a poster of people getting along.

1. Think of how people get along.
2. Draw or find pictures.
3. Write.
4. Share your poster. Point and say.

Look! They're taking turns.



digi ZABAN
At the Clinic



Conversation Time

A.  ^{CD2}₄₈ Listen and repeat.



Hey! That's mine.



No, it isn't. It's mine.



Oops! Sorry.



That's okay.



B.  ^{CD2}₄₉ Listen and find the speakers.

C. Role-play the conversation with a partner.



D.  ^{CD2}₅₀ Review. Listen and repeat.

Where do you live?

I live in Wormville.

A.  CD2 54 Listen and repeat. 

He has a fever.
She

He doesn't have a rash.
She

doesn't = does not

B.  CD2 55 Listen and repeat. Then practice with a partner.

1. He has a stomachache.
He doesn't have a cold.



2. She has a cold.
She doesn't have a stomachache.



3. She has a rash.
She doesn't have a sore throat.



4. He has a sore throat.
He doesn't have a rash.



5. She has a cough.
She doesn't have a fever.





6. He has a fever.
He doesn't have a cough.



C. Look at page 50. Point to the picture and practice with a partner.

D.  CD2 56 **SONG**  Listen and sing along.
(See "Oh, No! Poor Ted!" on page 68.)

A.  ^{CD2}₅₇ Listen and repeat. 

short e



bed



desk



pen


long e



eat

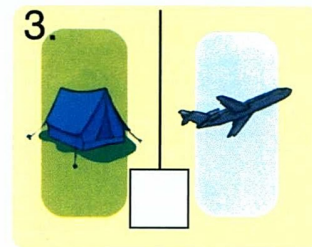
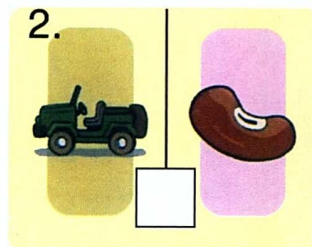



green



seal

B.  ^{CD2}₅₈ Do they both have the same vowel sound? Listen and write ✓ or X.



C. Read the words.

1. net
neat
set
seat

2. fed
feed
wed
weed

3. bed
bead
red
read

4. Ken
keen
ten
teen

D.  ^{CD2}₅₉ Look at C. Listen and point.

E.  ^{CD2}₆₀ Does it have **short e** or **long e**? Listen and circle.

1. short e
 long e
2. short e
 long e
3. short e
 long e
4. short e
 long e
5. short e
 long e

At Home with Ted



Conversation Time

A.  ^{CD2}₆₁ Listen and repeat.



Ms. Lee, may I use the bathroom?



Of course.



Where is it?



It's over there.




I see it. Thanks.



B.  ^{CD2}₆₂ Listen and find the speakers.

C. Role-play the conversation with a partner.









D.  ^{CD2}₆₃ Review. Listen and repeat.

What a mess!

Let's clean up.

A.  ^{CD2}₆₄ Listen and repeat.

- | | |
|---|--|
| 1.  tape | 2.  glue |
| 3.  scissors | 4.  paper |
| 5.  paint | 6.  crayons |

B.  ^{CD2}₆₅ Listen and write the letter.

C. Point and say the words.



D.  ^{CD2}₆₆ Listen and point.

E. Write the words.
(See pages 70–74.)

irlanguage

52



A.  **CD2 67** Listen and repeat.  **53**

Does | he | have tape?
 | she

Yes, | he | does.
 | she

No, | he | doesn't. He | has glue.
 | she | | She

doesn't = does not

B.  **CD2 68** Listen and repeat. Then practice with a partner.

1. Does she have glue?
 Yes, she does.




2. Does he have glue?
 No, he doesn't. He has tape.



3. Does she have scissors?
 Yes, she does.



4. Does he have scissors?
 No, he doesn't. He has paper.



5. Does he have crayons?
 Yes, he does.



6. Does he have crayons?
 No, he doesn't. He has paint.



C. Look at page 54. Point to the picture and practice with a partner.

D.  **CD2 69** **SONG**  Listen and sing along. (See "Does He Have Paper?" on page 69.)  **54**

A. CD2 70 Listen and repeat. 55

short i



fish



sick

6

six


long i



bike

9

nine



right

B. CD2 71 Listen and circle.



kit
kite



pin
pine



sit
sight



lick
like



lit
light

C. Read the words.

1. fill
file
pill
pile

2. bit
bite
sit
site

3. fit
fight
mit
might

4. lick
like
Mick
Mike

D. CD2 72 Look at C. Listen and point.

E. CD2 73 Does it have **short i** or **long i**? Listen and circle.

1. short i
long i

2. short i
long i

3. short i
long i

4. short i
long i

5. short i
long i

On a Picnic

Conversation Time



A. ^{CD2}₇₄ Listen and repeat.



Pass the cake, please.



Which one?



The chocolate cake.



Here. Help yourself.



Thanks.

B. ^{CD2}₇₅ Listen and find the speakers.

C. Role-play the conversation with a partner.



D. ^{CD2}₇₆ Review. Listen and repeat.



Hey! That's mine.

Oops! Sorry.

A.  ^{CD2}₇₇ Listen and repeat.

1.  chicken 2.  cheese

3.  salad 4.  fruit


5.  bread 6.  rice

B.  ^{CD2}₇₈ Listen and write the letter.

C. Point and say the words.

D.  ^{CD2}₇₉ Listen and point.

E. Write the words.
(See pages 70–74.)



57

A.  CD2 80 Listen and repeat.  58

He
She
It

likes

chicken.

He
She
It


doesn't like

salad.

doesn't = does not

B.  CD2 81 Listen and repeat. Then practice with a partner.


1. She likes cheese.
She doesn't like rice.




2. He likes chicken.
He doesn't like cheese.



3. She likes fruit.
She doesn't like chicken.




4. He likes salad.
He doesn't like bread.



5. He likes bread.
He doesn't like fruit.



6. It likes rice.
It doesn't like salad.



C. Look at page 58. Point to the picture and practice with a partner.

D.  CD2 82 **SONG**  Listen and chant.
(See "He Likes Chicken" on page 69.)

A.  CD2 83 Listen and repeat. 

short o



hop



pot



sock

long o



elbow



rope



toast

B.  CD2 84 Does it have short o or long o? Listen and circle.



short o
long o



short o
long o



short o
long o



short o
long o

C. Read the words.

1. **cot**
coat
got
goat

2. **rod**
road
Todd
toad

3. **hop**
hope
mop
mope

4. **not**
note
tot
tote

D.  CD2 85 Look at C. Listen and point.

E.  CD2 86 Listen and circle.


1. **jog**
jock
joke

2. **cot**
code
coat


3. **sock**
sob
soak

4. **rob**
robe
rope

5. **cob**
cop
cope




A. CD2 87 Listen and repeat.



B. CD2 88 Look at A. Listen and point.

C. Role-play these scenes.

A.  ^{CD2}₈₉ Listen and find the picture. Write the number.



B.  ^{CD2}₉₀ Listen and circle.

1. meet met


2. pick pike


3. hope hop

4. sight sit


5. coat cot

6. read red


C.  ^{CD2}₉₁ Listen and circle ✓ or X.




✓ X



✓ X



✓ X



✓ X

digi ZABAN


Cross-curricular 4: Shapes

A. Look at the pictures. What colors can you see?

B.  ^{CD2}₉₂ Listen and repeat.


C.  ^{CD2}₉₃ Listen and read.

shapes




Look! There are crayons and scissors. They're making shapes.

circle




What shape is it?
It's a circle. What color is it?
It's red. It's a big, red circle.

square




Does he have a circle?
No, he doesn't.
He has a square.
What color is the square?
It's blue.

triangle







Is this a square?
No, it isn't.
What shape is it?
It's a triangle.
It's yellow.

rectangle




What shape is this?
It's a rectangle.
It's a long, green rectangle.

D. Read and circle the correct word.

1.  It's a rectangle | triangle.
2.  It's a square | circle.
3.  It's a square | rectangle.
4.  It's a rectangle | triangle.

E. Write the words. (See pages 70–74.)

A. Look for shapes in the classroom. Ask and answer with a partner.



I can see a rectangle.

Is it a pencil case?


No, it isn't.

Is it a...?




B. Make a shape book.

1. Take four pieces of paper. Fold them in half and make a book. Staple.
2. Draw or find pictures. Write.
3. Share your book. Point and ask.



What shape are they?



1 The Family Song

(Melody: Skip to My Lou)

Who's he?
He's my brother.



Who's he?
He's my father.



Who's he?
He's my
grandfather.
This is my family.

Who's she?
She's my sister.



Who's she?
She's my mother.

Who's she?
She's my
grandmother.
This is my family.



2 He Isn't Reading

He isn't reading.
He isn't reading.
He isn't writing.
He isn't writing.
He isn't reading.
He isn't writing.
He's drawing! He's drawing!



She isn't eating.
She isn't eating.
She isn't talking.
She isn't talking.
She isn't eating.
She isn't talking.
She's sleeping! She's sleeping!



3 We're Singing (Melody: Old MacDonald)

We're singing! La, la, la!
You're singing now.

We're singing! La, la, la!
You're singing now.

You're crying.

We aren't crying.

You're shouting.

We aren't shouting.

We're singing! La, la, la!
You're singing now.



We're running. Run, run, run!
You're running now.

We're running. Run, run, run!
You're running now.

You're walking.

We aren't walking.

You're laughing.

We aren't laughing.

We're running. Run, run, run!
You're running now.




4 What's He Doing?

(Melody: Clementine)

What's he doing?
What's he doing?
What's Ted doing now?
He's eating,
He's eating,
He's eating breakfast now.



What's she doing?
What's she doing?
What's Annie doing now
She's watching,
She's watching,
She's watching TV now



What are they doing?
What are they doing?
What are Ted and Annie doing now?
They're studying,
They're studying,
They're studying English now.




5 What Time Is It?

(Melody: Mary Had a Little Lamb)

What time is it?
It's three o'clock.
Three o'clock.
Three o'clock.
What time is it?
It's three o'clock.
It's three o'clock right now.




What time is it?
It's four forty-five.
Four forty-five.
Four forty-five.
What time is it?
It's four forty-five.
It's four forty-five right now.



What time is it?
It's five fifteen.
Five fifteen.
Five fifteen.
What time is it?
It's five fifteen.
It's five fifteen right now.



6 The Color Chant



These are orange.
These are orange flowers.
These are orange.
These are orange
flowers.

This is white.
This is a white dog.
This is white.
This is a white dog.

Those are green.
Those are green trees.
Those are green.
Those are green trees.

7 What Are These?

(Melody: If You're Happy and You Know It)




What are these, these, these?
They're shoes.
What are those, those, those?
They're socks.
What are these?
They're shoes.
What are those?
They're socks.
What are these and those?
They're shoes and socks.
What are these, these, these?
They're shirts.
What are those, those, those?
They're shorts.
What are these?
They're shirts.
What are those?
They're shorts.
What are these and those?
They're shirts and shorts.

8 Where's the Pen?

(Melody: Hush Little Baby)

Where's the pen?
It's on the book.
Where's the book?
It's on the chair.
Where's the chair?
It's on the desk.
Oh, no! What a mess!
Where's the desk?
It's under the chair.
Where's the chair?
It's under the book.
Where's the book?
It's under the pen.
Oh, no! What a mess!
Where are the socks?
They're in the shoes.
Where are the shoes?
They're in the shorts.
Where are the shorts?
They're in the box.
Oh, no! What a mess!



9 We Have Candy

(Melody: Three Blind Mice)



We have candy.
We have candy.
We have soda pop.
We have soda pop.
We don't have ice cream.
We don't have ice cream.
We don't have ice cream.
We have soda pop.




They have juice.
They have juice.
They have chips.
They have chips.
They don't have popcorn.
They don't have popcorn.
They don't have popcorn.
They have juice.

10 Oh, No! Poor Ted!

(Melody: Down by the Station)

He has a fever.
He doesn't have a sore throat.
He has a fever.
He doesn't have a rash.
He has a fever.
He doesn't have a cough.
Oh, no! Poor Ted!

She has a rash.
She doesn't have a stomachache.
She has a rash.
She doesn't have a cold.
She has a rash.
She doesn't have a fever.
Oh, no! Poor Annie!



11 Does He Have Paper?

(Melody: La Cucaracha)



Does he have paper?

Does he have paper?

Yes, he does. Yes, he does.

Does he have crayons?

Does he have crayons?

No, he doesn't. He has paint.

Does she have scissors?

Does she have scissors?

Yes, she does. Yes, she does.

Does she have glue?

Does she have glue?

No, she doesn't. She has tape.

12 He Likes Chicken

He likes chicken.

He doesn't like salad.

He likes chicken.



He doesn't like salad.

Please pass the chicken.

Here. Help yourself.

He likes chicken.

He doesn't like salad.



She likes fruit.

She doesn't like cheese.

She likes fruit.

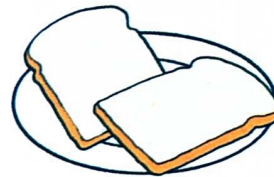

She doesn't like cheese.

Please pass the fruit.

Here. Help yourself.

She likes fruit.

She doesn't like cheese.



She likes rice.

She doesn't like bread.

She likes rice.

She doesn't like bread.

Please pass the rice.

Here. Help yourself.

She likes rice.

She doesn't like bread.



Write the words.

B b















C c






























D d





E e



Four horizontal lines for writing.



Four horizontal lines for writing.

18

Four horizontal lines for writing.

F f



Four horizontal lines for writing.



Four horizontal lines for writing.



Four horizontal lines for writing.

15

Four horizontal lines for writing.

50

Four horizontal lines for writing.

40

Four horizontal lines for writing.

14

Four horizontal lines for writing.



Four horizontal lines for writing.

G g



Four horizontal lines for writing.



Four horizontal lines for writing.



Four horizontal lines for writing.



Four horizontal lines for writing.



Four horizontal lines for writing.

H h



Four horizontal lines for writing.



Four horizontal lines for writing.

I i



Four horizontal lines for writing.

J j



Four horizontal lines for writing.



Four horizontal lines for writing.

L l





M m







N n

19

O o



P p







R r













S s





17



















16









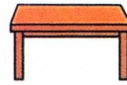








T t











13

30



20

25

W w















Y y



A. I can say these sentences.

1.



Who's she? She's my sister.
Who's he? He's my brother.

2.



I'm talking. I'm not eating.
He's sleeping. He isn't reading.

3.



You're running. You aren't walking.
They're laughing. They aren't crying.

B. I can say these words.

1. mother



2. shout



3. write



4. grandfather



5. draw



6. grandmother



7. sing



8. father



C. I can talk about this picture.



D. I can read these words.

jet

run

cat

jam




leg

duck









box

red

A. I can say these sentences.

1.  What's she doing? She's taking a shower.
What are they doing? They're eating breakfast.
2.  What time is it?
It's two twenty.
3.  That's red. This is white.
Those are blue. These are green.

B. I can say these words.

- | | | | |
|---|--|---|---|
| 1. yellow
<input type="checkbox"/>  | 2. fifty
<input type="checkbox"/>  | 3. brown
<input type="checkbox"/>  | 4. forty-two
<input type="checkbox"/>  |
| 5. walk to school
<input type="checkbox"/>  | 6. black
<input type="checkbox"/>  | 7. study English
<input type="checkbox"/>  | 8. thirty-six
<input type="checkbox"/>  |

C. I can talk about this picture.



D. I can read these words.

- | | | | | |
|--------------------------------|-------------------------------|-------------------------------|-------------------------------|-------------------------------|
| May <input type="checkbox"/> | tea <input type="checkbox"/> | bike <input type="checkbox"/> | feet <input type="checkbox"/> | cake <input type="checkbox"/> |
| night <input type="checkbox"/> | rain <input type="checkbox"/> | bee <input type="checkbox"/> | | |

A. I can say these sentences.



What are these? They're jeans.
What are those? They're socks.



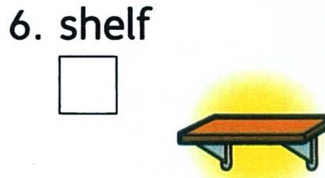





Where's the guitar? It's under the chair.
Where are the books? They're next to the desk.



We have popcorn. We don't have candy.
I have juice. I don't have soda pop.

B. I can say these words.



C. I can talk about this picture.



D. I can read these words.

- snow June home cap window
 coat game Sue

A. I can say these sentences.

1.



She has a rash. She doesn't have a cold.
He has a cough. He doesn't have a fever.

2.



Does he have scissors?
No, he doesn't. He has crayons.
Does she have scissors? Yes, she does.


3.



She likes chicken. She doesn't like rice.
It likes fruit. It doesn't like cheese.

B. I can say these words.

1. paper



2. bread



3. tape




4. glue



5. sore throat



6. paint



7. salad



8. stomachache



C. I can talk about this picture.



D. I can read these words.

six

desk

toast

hop

seal

elbow

right

eat

digi ZABAN

Word List

Words in **blue** appear only in the art on the Conversation Time pages.

A

aren't page 11
aunt 1

B

bathroom 53
bed 52
bee 24
being polite 47
bike 28
birthday 5
black 26
blue 26
boat 36
box 12
bread 58
breakfast 18
broom 37
brother 2
brown 26
but 33

C

cake 20
candy 42
cap 44
caps 33
cat 12
centimeters 31
chair 38
chalk 53
cheese 58
chicken 58
chips 42
chocolate 57
circle 63
clap 9
clean up 37
cleaning up 47
clock 37
coat 36
cold 50

color 5
come here vi
computer 38
cook dinner 17
cookies 57
cool 5
cough 50
count vii
cousin 1
crayons 54
cry 10
crying 11
cupboard 38

D

dance 9
day 44
decide 41
desk 38
does 55
doesn't 51
draw 6
drawing 7
drink tea 17
duck 12

E

earache 49
eat 6
eat breakfast 18
eating 7
eating breakfast 19
eighteen 22
eighty 21
elbow 60
English 18

F

father 2
Father's Day 15
favorite 33
feet 24

fever 50
fifteen 22
fifty 22
fish 56
five 28
flute 40
for 9
forty 22
fourteen 22
France 21
from 21
fruit 58

G

game 44
get 37
get dressed 18
getting dressed 19
glue 40
graduation 15
grandfather 2
grandmother 2
gray 25
green 26
gum 41

H

happy birthday 9
has 51
have 43
headache 49
help 57
helping 47
here 57
high 31
hold on 17
home 36
hop 60
how old 1

I

ice cream 42

in 25

J

jacket 4
jam 4
jeans 34
jet 4
juice 42
June 40

K

kiss 9
kite 28

L

lake 20
lamb 8
late 41
laugh 10
laughing 11
leg 8
lemon 8
let's 37
light 28
likes 59
live 25
long 31
look at the board vi

M

man 44
markers 53
May 20
measure 31
meat 24
mess 37
milk 41
mine 49
Monday 5
mother 2
Mother's Day 15
much 21

N

next to	39
nice	25
night	28
nine	56
nineteen	22
no problem	17
note	36

O

o'clock	23
of course	53
oh	21
Oh, no!	37
on	39
on Wednesday	5
open	9
orange	26
over there	53

P

pain	44
paint	20
pajamas	33
paper	54
pass	57
pay attention	vii
peanuts	41
pen	52
pink	25
place	25
play	20
popcorn	42
pot	60
purple	25

Q

queen	12
-------	----

R

rabbit	8
rain	20
raise your hand	vi
rash	50

read	6
reading	7
rectangle	63
really	25
red	8
rice	58
ride	28
right	56
rope	60
run	8
running	11

S

sad	44
salad	58
Sam	17
sandwiches	57
school	18
scissors	54
seal	52
see	1
seventeen	22
seventy	21
shapes	63
sharing	47
shelf	38
shirts	34
shoes	34
shorts	34
shout	10
shouting	11
shower	18
sick	56
sing	10
singing	11
sister	2
sit	5
six	1
sixteen	22
sixty	21
skirts	34
sleep	6
sleeping	7
snow	36
sock	60
socks	34

soda pop	42
sore throat	50
speak	17
spell the word	vi
square	63
stand	5
stencils	53
stomachache	50
stop talking	vii
study English	18
studying English	19
Sue	40
sure	17
sweaters	33

T

table	38
take a break	vii
take a shower	18
taking a shower	19
taking turns	47
talk	6
talking	7
talk on the phone	17
tape	54
ten	1
thanks	9
that's mine	49
that's okay	49
there	53
these	27
they	11
they're	11
thirteen	22
thirty	22
those	27
tight	28
time	23
toast	60
today	5
too	25
triangle	63
tube	40
Tuesday	5
TV	16
twenty	22

twenty-five	22
-------------	----

U

uncle	1
under	39
use the bathroom	53

V

very	21
------	----

W

walk	10
walking	11
walk to school	18
walking to school	19
watch TV	18
watching TV	19
water	57
we	11
wedding	15
Wednesday	5
well	21
we're	11
what	33
what a mess	37
what color	33
what time	23
where	21
where's	39
which one	57
white	26
who's	3
wide	31
window	36
word	vi
write	6
writing	7

Y

yellow	4
yes	55
yogurt	4
you're right	37
yourself	57
yo-yo	4

Track List

Use the Student Audio CD whenever you see:

**Unit 1 At Home with Annie****Conversation Time**

Track 01 A Listen and repeat.

Word Time

02 A Listen and repeat.

Practice Time

03 A Listen and repeat.

04 D Listen and sing along.
(The Family Song)**Phonics Time**

05 A Listen and repeat.

Unit 5 At the Airport**Conversation Time**

Track 21 A Listen and repeat.

Word Time

22 A Listen and repeat.

Practice Time

23 A Listen and repeat.

24 D Listen and sing along.
(What Time Is It?)**Phonics Time**

25 A Listen and repeat.

Unit 9 In the Shop**Conversation Time**

Track 41 A Listen and repeat.

Word Time

42 A Listen and repeat.

Practice Time

43 A Listen and repeat.

44 D Listen and sing along.
(We Have Candy)**Phonics Time**

45 A Listen and repeat.

Unit 2 In the Classroom**Conversation Time**

Track 06 A Listen and repeat.

Word Time

07 A Listen and repeat.

Practice Time

08 A Listen and repeat.

09 D Listen and chant.
(He Isn't Reading)**Phonics Time**

10 A Listen and repeat.

Unit 6 At the Flower Shop**Conversation Time**

Track 26 A Listen and repeat.

Word Time

27 A Listen and repeat.

Practice Time

28 A Listen and repeat.

29 D Listen and chant.
(The Color Chant)**Phonics Time**

30 A Listen and repeat.

Unit 10 At the Clinic**Conversation Time**

Track 46 A Listen and repeat.

Word Time

47 A Listen and repeat.

Practice Time

48 A Listen and repeat.

49 D Listen and sing along.
(Oh, No! Poor Ted!)**Phonics Time**

50 A Listen and repeat.

Unit 3 At a Birthday Party**Conversation Time**

Track 11 A Listen and repeat.

Word Time

12 A Listen and repeat.

Practice Time

13 A Listen and repeat.

14 D Listen and sing along.
(We're Singing)**Phonics Time**

15 A Listen and repeat.

Unit 7 In the Department Store**Conversation Time**

Track 31 A Listen and repeat.

Word Time

32 A Listen and repeat.

Practice Time

33 A Listen and repeat.

34 D Listen and sing along.
(What Are These?)**Phonics Time**

35 A Listen and repeat.

Unit 11 At Home with Ted**Conversation Time**

Track 51 A Listen and repeat.

Word Time

52 A Listen and repeat.

Practice Time

53 A Listen and repeat.

54 D Listen and sing along.
(Does He Have Paper?)**Phonics Time**

55 A Listen and repeat.

Unit 4 At the Shop Window**Conversation Time**

Track 16 A Listen and repeat.

Word Time

17 A Listen and repeat.

Practice Time

18 A Listen and repeat.

19 D Listen and sing along.
(What's He Doing?)**Phonics Time**

20 A Listen and repeat.

Unit 8 In a Messy Classroom**Conversation Time**

Track 36 A Listen and repeat.

Word Time

37 A Listen and repeat.

Practice Time

38 A Listen and repeat.

39 D Listen and sing along.
(Where's the Pen?)**Phonics Time**

40 A Listen and repeat.

Unit 12 On a Picnic**Conversation Time**

Track 56 A Listen and repeat.

Word Time

57 A Listen and repeat.

Practice Time

58 A Listen and repeat.

59 D Listen and chant.
(He Likes Chicken)**Phonics Time**

60 A Listen and repeat.

now with **NEW** illustrations

English Time



The **NEW** edition of the bestselling six-level primary English course!

English Time is packed with fun, communicative activities that develop students' speaking, listening, reading, and writing skills.

- Vocabulary is introduced through large, interactive illustrations and captivating stories.
- Grammar is presented clearly and practiced smoothly in 'Practice Time'.
- Multiple Intelligence strategies appeal to students of all learning styles.
- Lively songs keep children practicing English outside the classroom.
- **NEW** Cross-curricular and 'Project Time' pages link English to other school subjects.

Use *English Time* on its own or combine it with *Magic Time* to create an engaging eight-level course.



Oxford › making **digital** sense

- **Student Book** with **Student Audio CD** of conversations, vocabulary, grammar, songs, and phonics.
- **Workbook**
- **Teacher's Book** with **Test Center** and **Online Practice**
- **Class Audio CDs**
- **Wall Charts**
- **Picture Cards**
- **Oxford iTools**
Digital Classroom Resources

OXFORD
UNIVERSITY PRESS

www.digi-zaban.ir

www.oup.com